

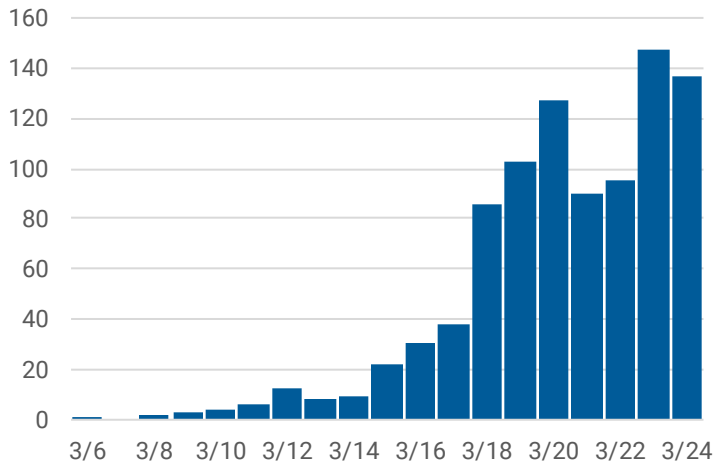


CHICAGO COVID-19 UPDATE

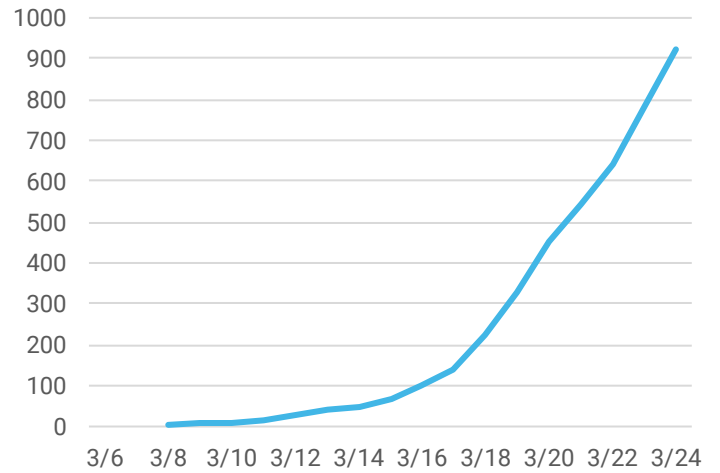
MARCH 25, 2020

There are **949** cases of COVID-19 and **5** deaths among Chicago residents as of March 25, 2020. This is an increase of **219** cases since yesterday.

Confirmed daily COVID-19 cases



Confirmed cumulative COVID-19 cases



Daily and cumulative coronavirus 2019 (COVID-19) cases reported for Chicago residents based on date of report of laboratory result. Note, there was one case of COVID-19 reported on 1/23/2020 that is not included in the daily counts.

COVID-19 Morbidity and Mortality by Geography

GEOGRAPHY	CASES ¹	DEATHS	PLACES AFFECTED
Chicago	949	5	NA
Illinois (IDPH link)	1,865	19	35/102 COUNTIES
U.S. (CDC link)	54,453	737	50/50 STATES
World (WHO link)	413,467	18,433	196/251 COUNTRIES

COVID-19 Case Characteristics for Chicago residents

CHARACTERISTIC	% TOTAL CASES ¹
Age	
0-17	2.0%
18-59	72.8%
60+	25.2%
Range	0 to 93 years
Median	46 years
Gender	
Female	48.5%
Male	51.0%
Under investigation	0.5%
Hospitalizations²	
Never hospitalized	69.4%
Ever hospitalized ³	30.6%
Hospitalizations by age group	
0-17	0%
18-59	46.2%
60+	53.8%

COVID-19 Death Characteristics for Chicago residents

CHARACTERISTIC	DEATHS	% DEATHS WITHIN ROW GROUP
Chicago	5	0.7%
Age		
0-17	0	0%
18-59	1	0.1%
60+	4	1.7%
Gender		
Female	2	0.4%
Male	3	0.6%

¹Does not include persons with pending COVID-19 tests or persons with COVID-19 related illness who have not been tested.

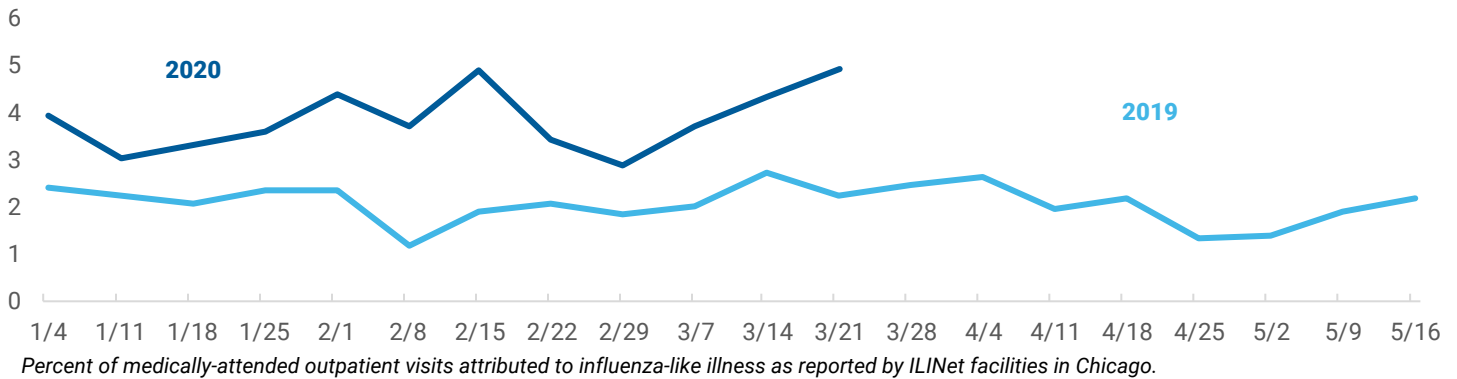
²Among those with known hospitalization status.

³Ever hospitalized, even if discharged.

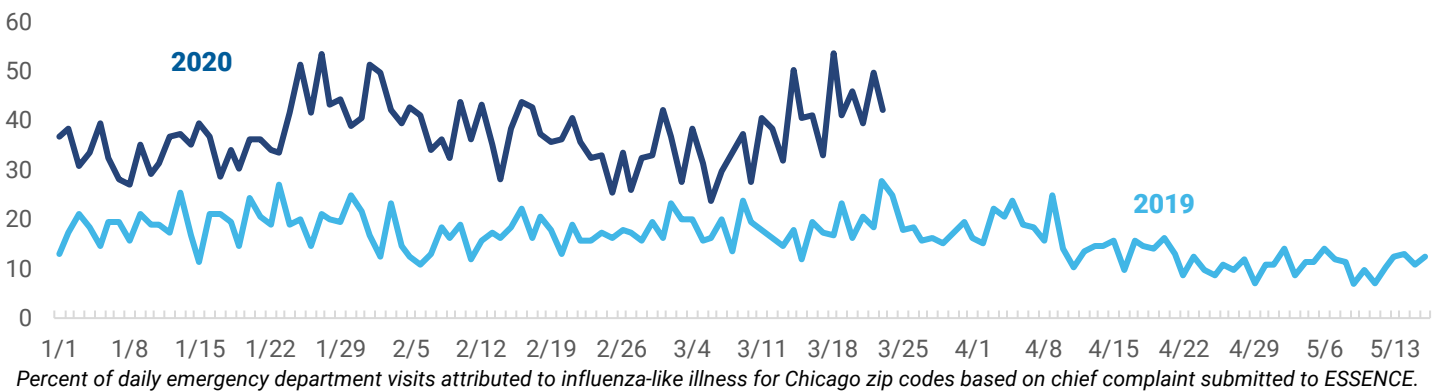
COVID-19 symptoms are similar to those of influenza, so monitoring influenza-like illness (ILI) may also help identify COVID-19. ILI activity in 2020 that is higher than what was experienced in 2019 could indicate the presence of COVID-19 in the community.

Annual influenza surveillance conducted by CDPH includes information on outpatient visits to health care providers for ILI. ILI is defined as fever (temperature of 100°F [37.8°C] or greater) and a cough and/or a sore throat without a known cause other than influenza. Emergency department (ED) visits for ILI are reported through a surveillance system called ESSENCE that captures the chief complaints of patients. Because persons over age 65 are at higher risk of severe illness due to COVID-19, we are also specifically monitoring the ED visits of older adults.

Percent of weekly outpatient visits at reporting providers due to influenza-like illness in Chicago among all age groups, 2020 vs. 2019



Percent of daily emergency department (ED) visits due to influenza-like illness in Chicago among all age groups, 2020 vs. 2019



Percent of daily emergency department (ED) visits due to influenza-like illness in Chicago among persons aged 65+, 2020 vs. 2019

