

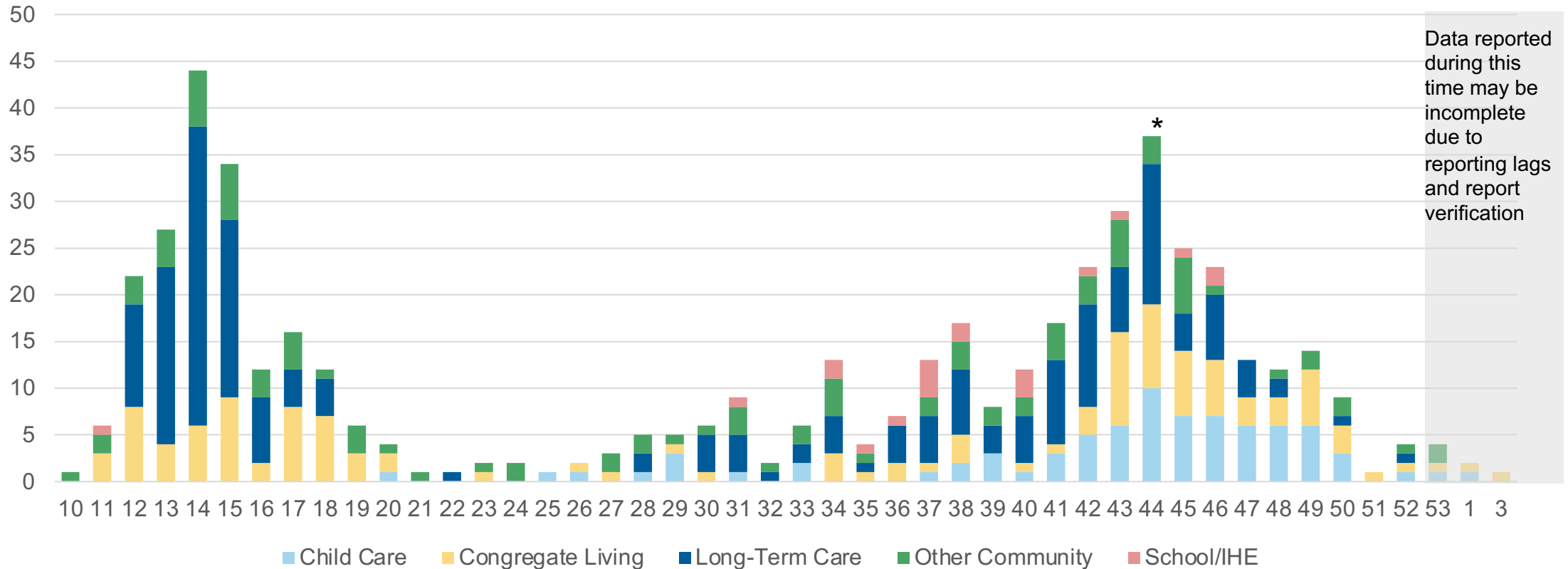


Congregate Facility Responses & Community Outbreaks

Data through week of 01/23/2020 (Week 3)

All data are preliminary and subject to change as cases are investigated

Reported COVID-19 Outbreaks Remain Low by Week of First Onset[§] (N=518)



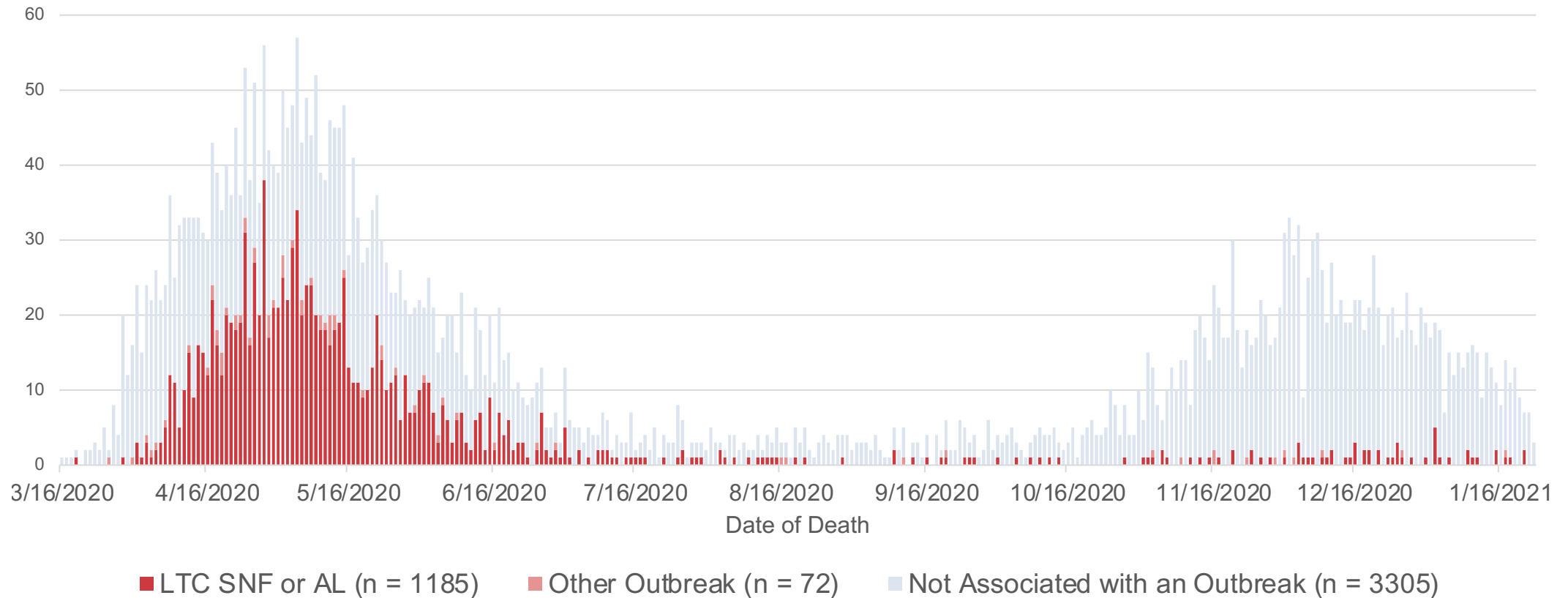
Data is reported by MMWR week, which is the week of the year assigned by the National Notifiable Diseases Surveillance System for the purposes of disease reporting. Week 10 began on March 1.

[§]If symptom onset dates are unknown, the first test date is used. Three outbreaks are excluded from this graph due to missing onset dates.

*Illinois Department of Public Health criteria for defining an outbreak in non-healthcare community and school settings was updated from 2 or more cases to 5 or more on October 27. Outbreaks in congregate care living facilities including long-term care, acute care and critical access hospitals, and child care settings remain at 2 or more cases. Cases must have symptom onsets within 14 days of each other and be epidemiologically linked to the outbreak setting.

Long-term care includes, skilled nursing and assisted living facilities. Congregate living includes, correctional facilities, homeless shelters, group homes, and other residential care facilities. School/IHE includes, K-12 schools and institutes of higher education

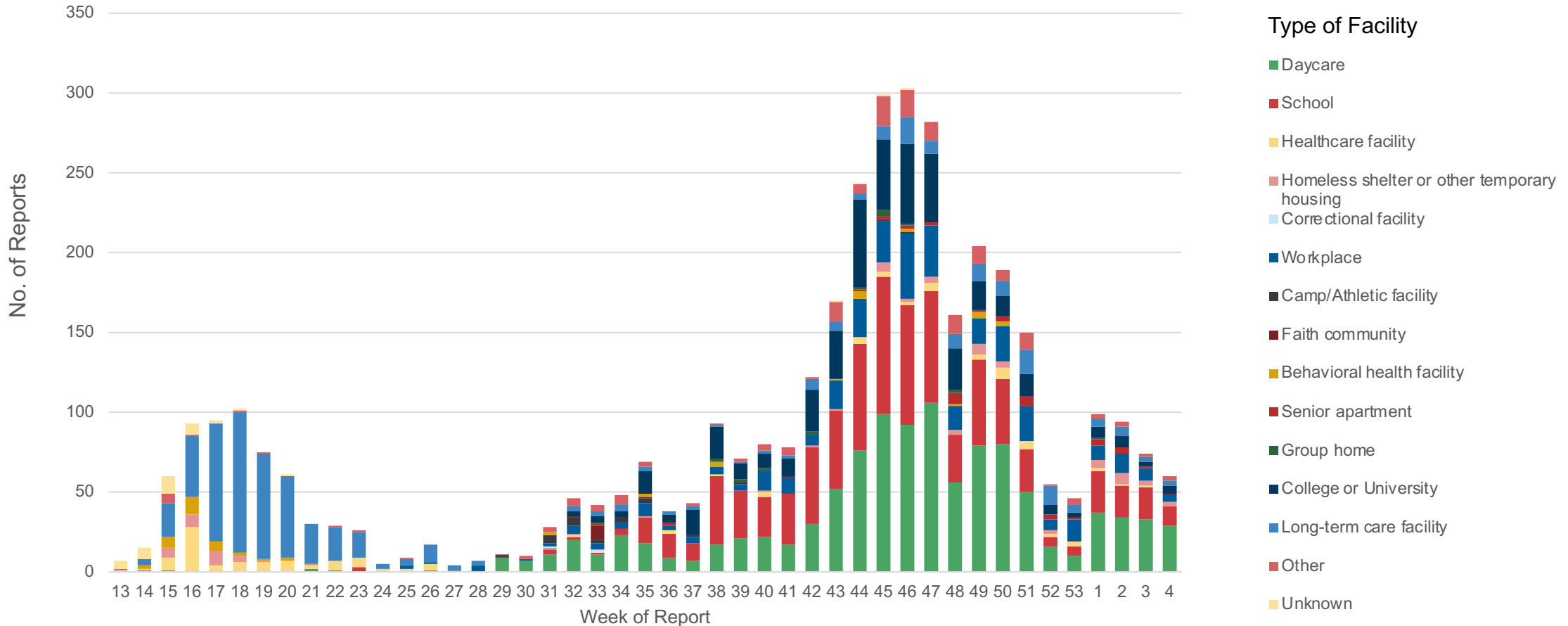
Confirmed COVID-19 Deaths are Rarely Associated with a Known Outbreak (red/pink) in the Second Wave



LTC = Long-term care facility; SNF = Skilled nursing facility, AL = Assisted living facility



Reports of clusters and individual cases by facilities remain lower than pre-Holiday levels



Data is reported by MMWR week, which is the week of the year assigned by the National Notifiable Diseases Surveillance System for the purposes of disease reporting. Week 13 began on March 22. Reporting mechanisms for different facility types have changed over time.





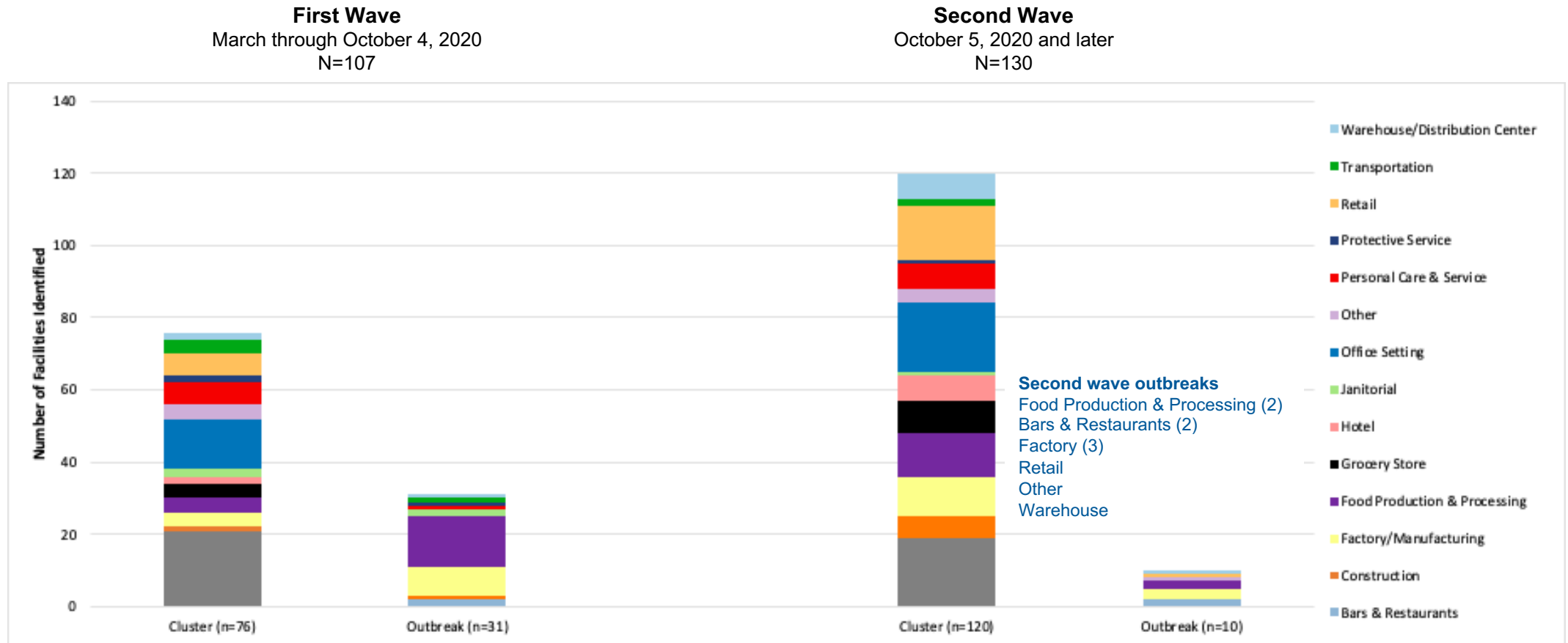
Workplaces & Community Settings



Workplace-Associated Clusters and Outbreaks have increased in some industries but decreased in others from the First to the Second Wave



Increases: Retail, Hotel, Construction, Warehouse/Distribution Centers, Office Settings
 Decreases: Transportation, Janitorial



*Public Health Guidance Changes:
 1) Effective 10/01/20: Public Health Order 2020-2 mandates reporting of: any businesses who suspend operations due to COVID-19 cases among employees or patrons, and any with knowledge of 5+ cases among employees or patrons within a 14-day period. 2) Effective 10/27/20: Outside of congregate care, daycare and acute/critical access hospital settings, IDPH has raised the threshold for outbreak definition to five or more laboratory-confirmed cases. "First Wave" outbreaks shown with < 5 confirmed cases include 2 in food production, 1 restaurant and 1 in manufacturing.





Child Care & Schools

Caution: Data may be incomplete and should be interpreted with caution given slowed processing times during the second surge and increased reporting delays due to operational burden on facilities and increased testing turn-around times



Daycares Continuing to Represent a Higher Proportion of Facility-Associated Cases* in

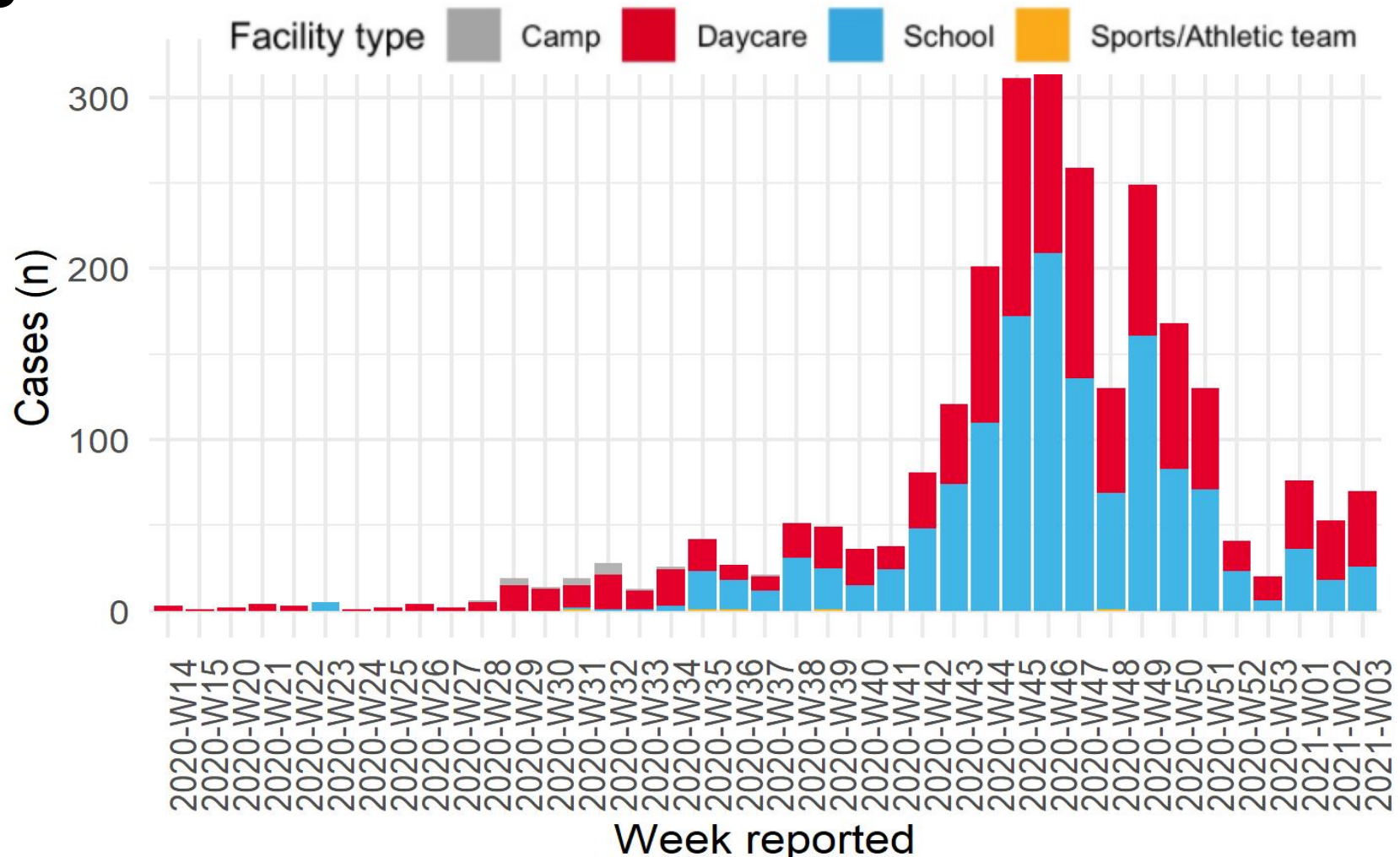
★ Youth Settings

- **Schools**

- 15 facilities
- 0 new outbreaks**

- **Daycares**

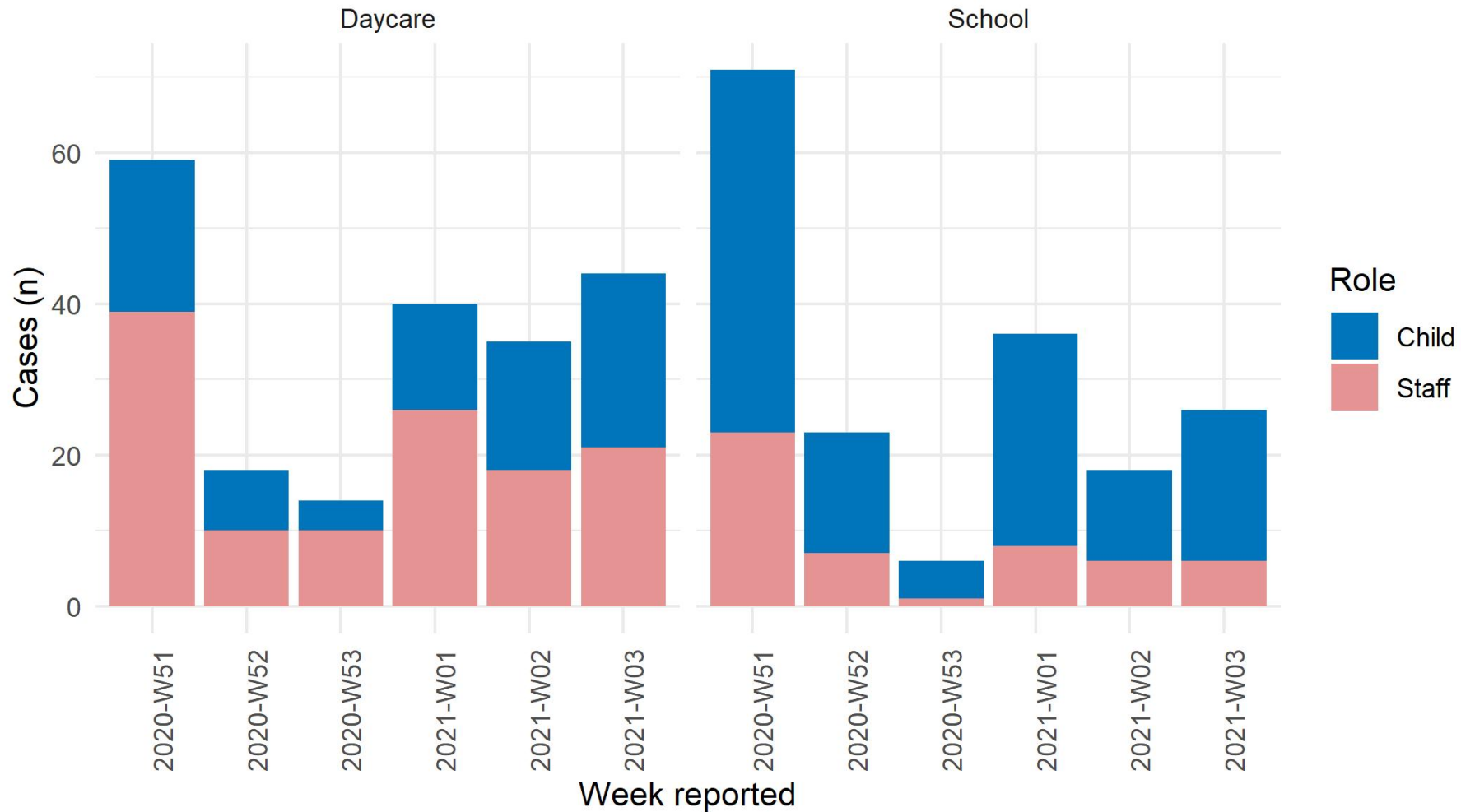

- 28 facilities
- 4 new outbreaks**
- All outbreaks 3 or fewer cases



*By report date (week 3)

**IDPH criteria for defining an outbreak in school settings was updated from 2 or more cases to 5 or more on October 27. Outbreaks in child care settings/daycares remain at 2 or more cases. Cases must have symptom onsets within 14 days of each other and be epidemiologically linked to the outbreak setting.

Cases in daycare settings increasing after Holiday closures while School cases remain low



Pediatric cases (0-17 years old) continue to be a small proportion of citywide cases (Week 3)

