

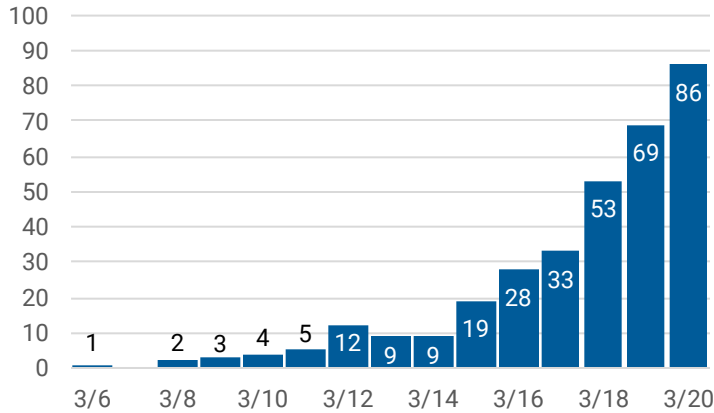


CHICAGO COVID-19 UPDATE

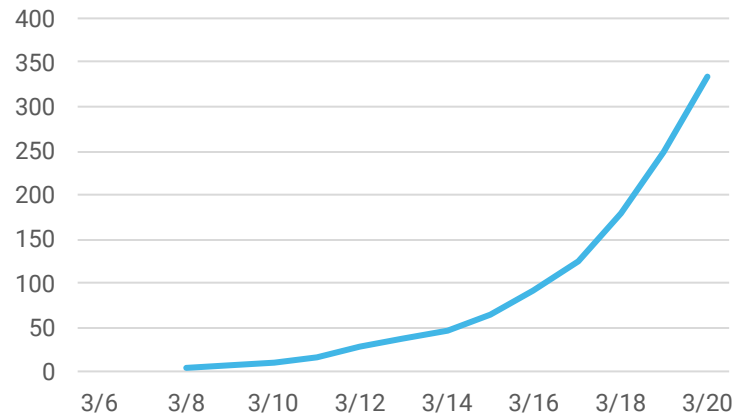
MARCH 21, 2020

There are **345** cases of COVID-19 and **2** deaths among Chicago residents as of March 21, 2020.

Confirmed daily COVID-19 cases



Confirmed cumulative COVID-19 cases



Daily and cumulative coronavirus 2019 (COVID-19) cases reported for Chicago residents based on date of report of laboratory result. Note, there was one case of COVID-19 reported on 1/23/2020 that is not included in the daily counts.

COVID-19 Morbidity and Mortality by Geography

GEOGRAPHY	CASES ¹	DEATHS	PLACES AFFECTED
Chicago	345	2	NA
Illinois (IDPH link)	753	6	26/102 COUNTIES
U.S. (JHU link)	24,148	285	50/50 STATES
World (WHO link)	209,839	8,778	168/195 COUNTRIES

COVID-19 Case Characteristics for Chicago residents

CHARACTERISTIC	% TOTAL CASES ¹
Age (range 8 to 92 years)	
0-17	2.6%
18-59	73.3%
60+	23.8%
Under investigation	0.3%
Gender	
Female	46.4%
Male	52.2%
Under investigation	1.4%
Hospitalizations	
Never hospitalized	51.3%
Ever hospitalized ²	12.5%
Under investigation	36.2%
Hospitalizations by age group	
0-17	0%
18-59	51.2%
60+	48.8%

COVID-19 Death Characteristics for Chicago residents

CHARACTERISTIC	DEATHS	% DEATHS WITHIN ROW GROUP
Chicago	2	0.6%
Age		
0-17	0	0%
18-59	0	0%
60+	2	2.4%
Gender		
Female	2	1.3%
Male	0	0%

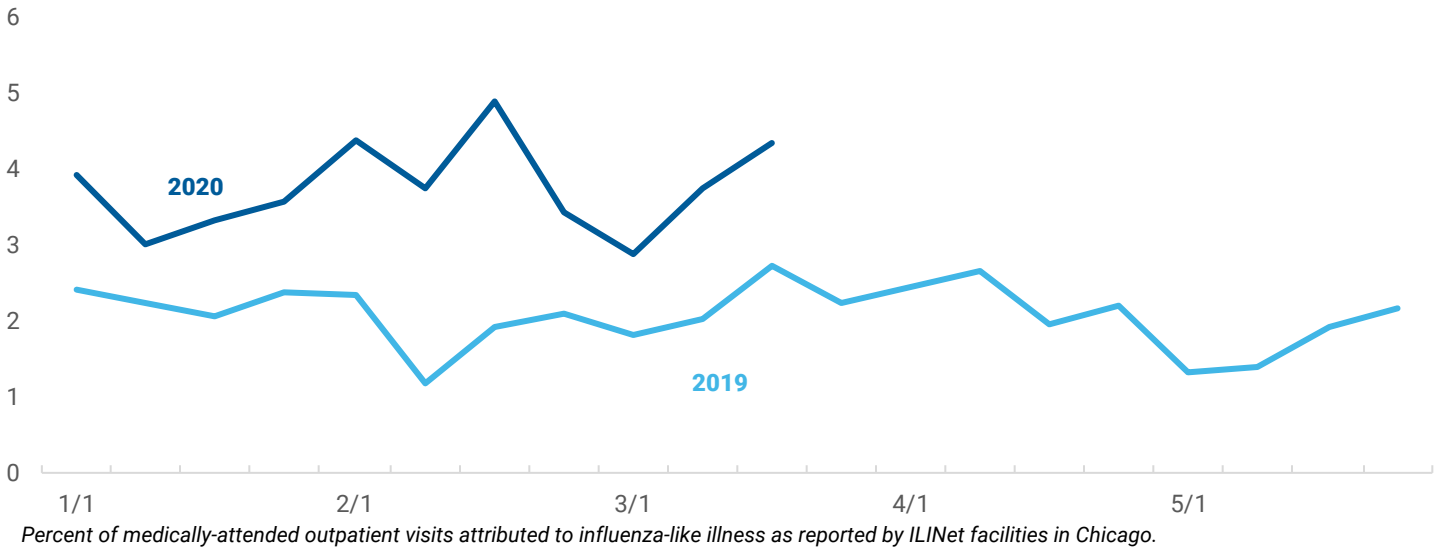
¹Does not include persons with pending COVID-19 tests or persons with COVID-19 related illness who have not been tested.

²Ever hospitalized, even if released.

COVID-19 symptoms are similar to those of influenza, so monitoring influenza-like illness (ILI) may also help identify COVID-19. ILI activity in 2020 that is higher than what was experienced in 2019 could indicate the presence of COVID-19 in the community.

Annual influenza surveillance conducted by CDPH includes information on outpatient visits to health care providers for ILI. ILI is defined as fever (temperature of 100°F [37.8°C] or greater) and a cough and/or a sore throat without a known cause other than influenza. In addition, ESSENCE is a surveillance system that uses the chief complaints of patients visiting emergency departments to monitor for ILI.

Percent of weekly outpatient visits at reporting providers due to influenza-like illness in Chicago, 2019 vs. 2020



Percent of daily emergency department (ED) visits due to influenza-like illness in Chicago, 2019 vs. 2020

