

WELCOME


Advisory Committee

Meeting #8

March 15, 2022



closed captioning is available



WE WILL CHICAGO

TECH TROUBLESHOOTING & ZOOM ETIQUETTE

IF YOU'RE HAVING TROUBLE:

- Send a message to Ally Brisbin via chat
- Email Ally at ally@musecommunitydesign.com with the Subject Email: Zoom Troubleshooting
- If you experience lagging or skipping, use your computer to access video, while simultaneously dialing in by phone for the audio

ZOOM ETIQUETTE

- **RENAME YOURSELF:**
Right click on your face and rename yourself with your first and last name, the organization you represent (if applicable), and pronouns
- **USE YOUR VIDEO:**
We want to see your beautiful faces! And notice if you're yawning
- **MUTE YOUR MICROPHONE:**
To reduce background noise, make sure you're muted when you're not speaking
- **LIMIT DISTRACTIONS & AVOID MULTI-TASKING:**
Turn off notifications, close or minimize apps, and mute your smartphone

★ TOOLS WE WILL BE USING TODAY

ZOOM CHAT:

- Found at the bottom of your Zoom window, or press Alt + H. Use to share links, ask a question, add a comment, or request troubleshooting help.

RAISE HAND:

- If you have a question throughout the presentation that can't be answered via Chat, use Zoom's Raise Hand feature at the bottom of the Participant window.


GOOGLE DOCS:

- During our breakout activity, we will provide a link to access a collaborative web-based document. Let your facilitator know if you are unable to access the document.



CONSENT + ICEBREAKER


*Use the chat to affirm your consent and
share your favorite thing about Spring in Chicago*



AGENDA

- **Welcome + Updates**
- **Presentation: Civic and Community Engagement Pillar**
- **Breakout Activity: Review of Draft Policy Framework for Engagement**
- **Preview: Equity + Resiliency Data Dashboard**
- **Closing + Next Steps**

WELCOME + UPDATES



UPDATES

- **Co-Chairs presented to Chicago Plan Commission last month**
- **Scheduled first City Council Committee presentation**
- **Beginning City review process for policy frameworks**

ENGAGEMENT

ADVISORY COMMITTEE

CO-CHAIRS

Katya Nuques, community partner, Enlace

Christina Harris, Metropolitan Planning Council

Mary Kenney, BMO Financial Group

*Community Health Promoters
Enlace Chicago
Little Village*



ENGAGEMENT

ENVIRONMENT, CLIMATE, & ENERGY



CO-CHAIRS

Angela Tovar, Office of the Mayor

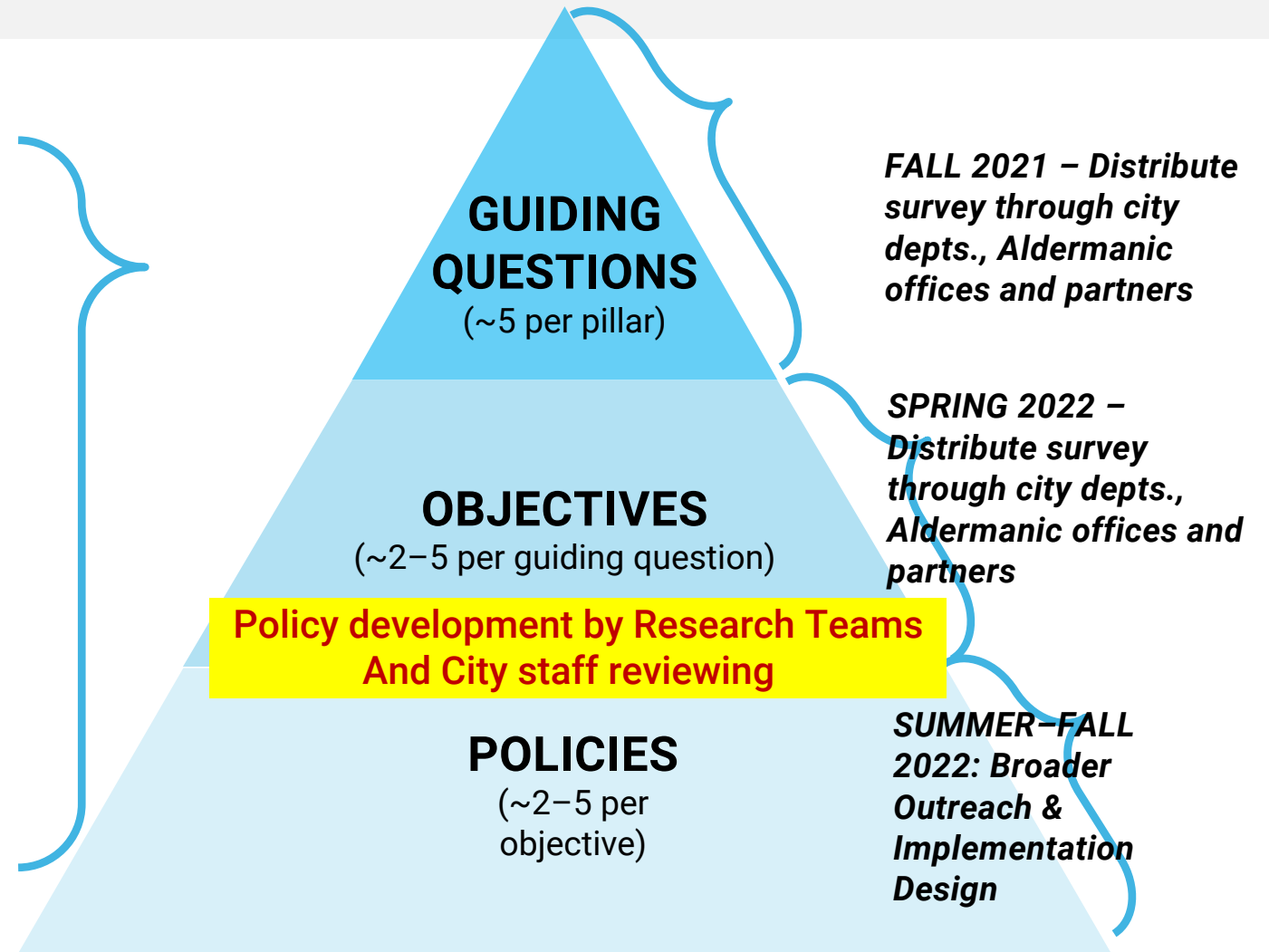
Iyana Simba, volunteer

Avondale
Tabling at outdoor concert
August 12, 2021



POLICY UPDATES

Plan Pillars



CIVIC + COMMUNITY ENGAGEMENT PILLAR

★ ENGAGEMENT WITHIN PILLARS




★ ENGAGEMENT: HOUSING + NEIGHBORHOODS (EXAMPLE)



HOUSING & NEIGHBORHOODS

- Objective: Engage historically marginalized residents and stakeholders in neighborhood decisions and processes.
- Objective: Create standard community-defined engagement across all neighborhoods
- Objective: Establish transparent decision-making procedures



CIVIC & COMMUNITY ENGAGEMENT PILLAR

Additional Engagement Goals:

- Expand Chicagoans' long-term capacity to organize and improve their lives and neighborhoods
- Increase Chicagoans' access to participate in the democratic process
- Improve government transparency and Chicagoans' access to data
- Eliminate barriers to accessing City services and supports

★ ANATOMY OF A POLICY: KEY COMPONENTS

The City of Chicago will...

MEASUREABLE ACTION

Establish Partner Eliminate
Expand Preserve Incentivize
Explore Diversify

THE POLICY LEVER

WHO SHOULD THE POLICY FOCUS ON?

Optional element
Who will benefit from this policy?

Increase the number of voting sites
in Black and Brown neighborhoods

so every resident lives within one mile of a voting site.

OUTCOME

Optional element (if not already stated in objective).

★ QUESTIONS TO CONSIDER WHEN REFINING POLICY

OUTCOME:

What is the desired outcome? How does this build on community plans and existing assets? Does the outcome begin to repair a past or ongoing harm or inequity?

COMMUNITY ENGAGEMENT:

How have communities been engaged? Are there opportunities to expand engagement?

DATA:

What does the data tell us about current conditions and trends?

BENEFIT/BURDEN:

Who will benefit (and not) from this policy? (i.e. specific identities/communities, such as race, disability, gender, etc.) What are strategies for advancing racial equity and mitigating unintended consequences?

IMPLEMENTATION:

What might implementation of this look like? Who would be the lead? What policy levers* may be pulled? What needs to be in place to achieve this?

ACCOUNTABILITY & ENGAGEMENT:

How can the City ensure accountability in implementing this policy? Metrics? Further engagement and communications?

HEALTH & ENVIRONMENTAL IMPACTS:

What are the anticipated benefits and harms? How do you plan to minimize harms and maximize benefits?

CONSIDER

SHORT-TERM

AND

LONG-TERM

POLICIES

symptom relief

vs.

structural change

ACTIVITY: REFINING POLICY FRAMEWORK FOR ENGAGEMENT




BREAKOUT ACTIVITY

Questions for reflection and refinement:

- Are these headed in the right direction?
- Are we missing key objectives or policies?
- What needs clarification or improvement?


REPORT OUT



REPORT OUT

1. Share a reflection on the process
2. What emerged from the discussion?

EQUITY + RESILIENCY DATA DASHBOARD



CITY OF CHICAGO CONTEXT FOR THIS PROJECT





EQUITY & RESILIENCY DATA DASHBOARD GOALS

1. An evaluative tool for the city, stakeholders and residents to analyze the State of the City for residents over time on a **defined set of core measures aligned with equity and resiliency** and **the We Will Chicago plan**
2. A tool for **external and internal accountability and transparency** within the city on measures we are striving to impact with our policies and programs
3. A **gateway to other datasets and sources** for researchers and residents

DRAFT GUIDING PRINCIPLES



Metrics align to Equity & Resiliency principles



Promotes accountability for a Chicago program, policy, department, etc.



Data is available and reliable, and disaggregated where possible.



Data is accessible and transparent to all



Data collected such that change can be calculated over time



Data can be exported for use by internal and external stakeholders



Dashboard is continuously improved with feedback from internal and external stakeholders



Data is automatically updated in a timely manner



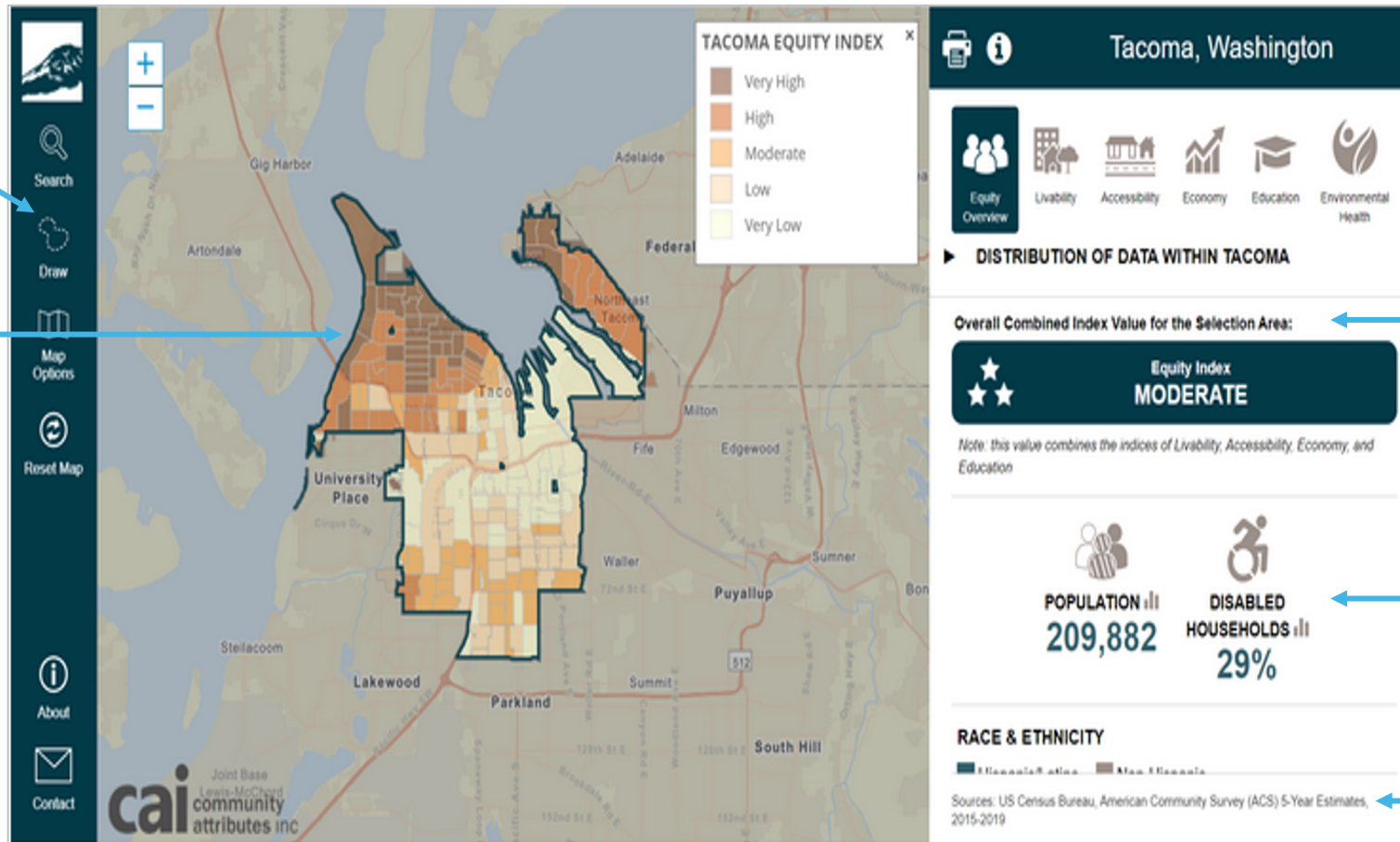
Dashboard is user-friendly and useful for a wide variety of users

PEER CITY DATA DASHBOARDS: ATTRIBUTES

Yes ♦ Partially ✗ No

Location	Areas covered							Data dashboard					
	Art & culture	Economic develop.	Environment, climate & energy	Housing & neighborhoods	Lifelong education	Public health & wellness	Transport. & infra.	Data source	Reliance on index	# of indicators	Data scale	Query-able data	Publishing cadence
Oakland, CA	✗				♦			U.S. Census & City data		72	City-wide	✗	Annual
Austin, TX	✗		✗		✗	✗	✗	U.S. Census	✗	4	City-wide		TBD
New York, NY	✗							U.S. Census & City data	✗	44	Neighborhood-specific		Annual
Denver, CO	✗	♦	♦	✗	♦	♦	✗	City data		7	Neighborhood-specific	✗	Static
St. Louis, MO	✗	✗	✗	♦	♦		✗	City data		72	City-wide	✗	Static
Tacoma, WA	✗					✗		U.S. Census & City data		29	Neighborhood-specific		Static
Seattle, WA	✗	✗	✗	✗	♦	♦	✗	City data		11	Neighborhood-specific	✗	Static
Atlanta, GA	✗	✗	✗				✗	City data		20+	Neighborhood-specific	✗	Static

EXAMPLE DASHBOARD: TACOMA



Can query data by neighborhood

Data visually mapped by neighborhood

Presents each City target

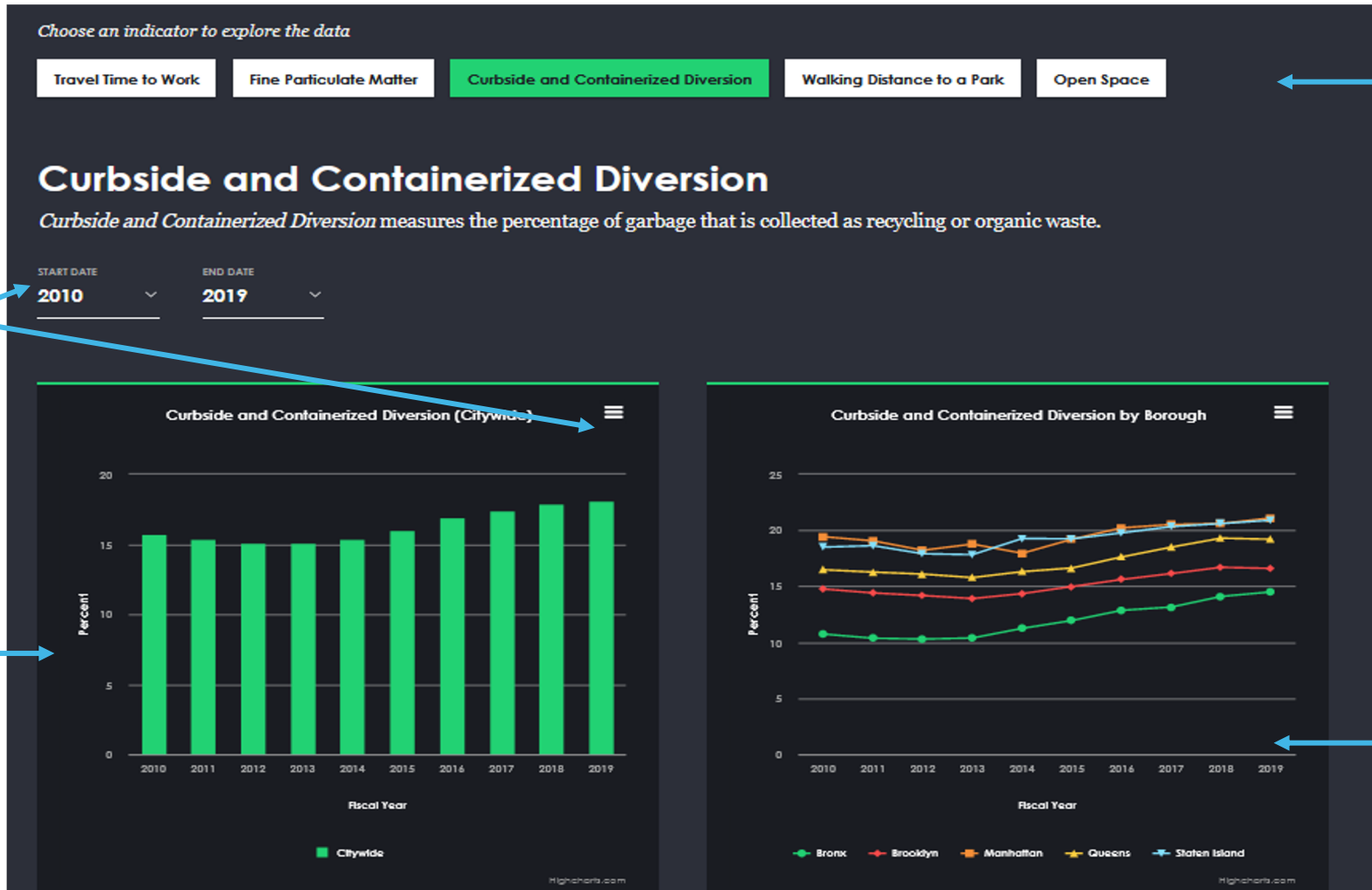
Gives overall Equity score by target

Clearly presents summary data

Presents data source



EXAMPLE DASHBOARD: NEW YORK CITY



User able to query & download data

Includes goals over time

Includes all metrics aligned to each City target

Includes data by neighborhood



<https://www.surveymonkey.com/r/KTJ7Q3V>

Survey Fields:

- MUST be included
 - Important but less critical to include
 - Less important, can be excluded
 - Should be excluded
- For each Pillar, we encourage you to select no more than 7 as "MUST be included"
 - For each Pillar, are there any CRITICAL metrics not included that MUST be added? Please identify a data source for each idea if you know of one.

Deadline to complete:
Friday, March 25, 2022


NEXT STEPS



WHAT'S NEXT

Look forward to:

- April: Pillar co-chair reports
- May: Engagement Policy follow-up; Equity + Resiliency Data Dashboard; Phase III (Outreach & Implementation Planning)
- June: Final meeting with entire We Will Chicago team



CLOSING

Thank you!

Next meeting: Tuesday, April 5, 9-11 am

