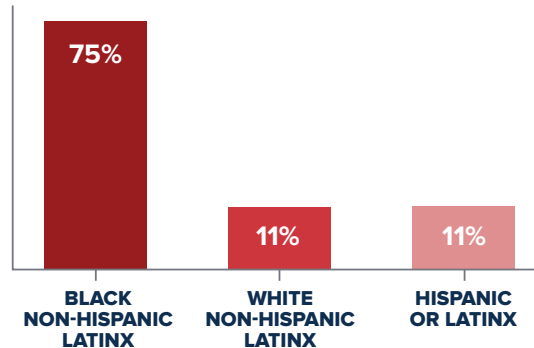
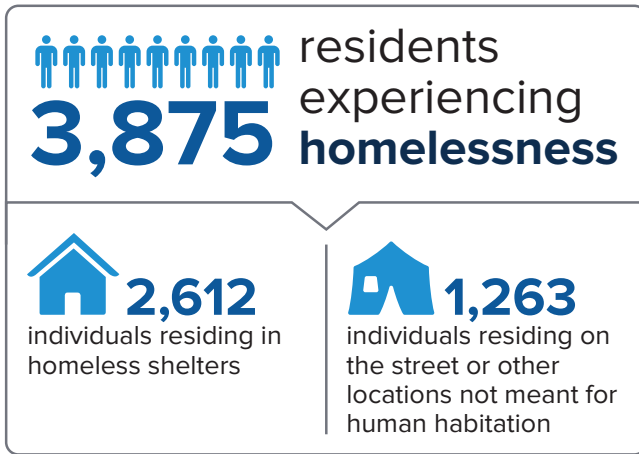


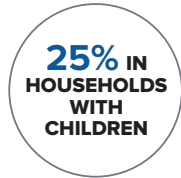

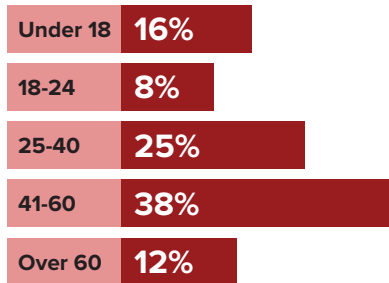
★ SNAPSHOT OF HOMELESSNESS IN CHICAGO

Every year, the Chicago Department of Family and Support Services tallies the number of residents experiencing homelessness in homeless shelters, encampments and other unsheltered areas not meant for human habitation. The annual data helps guide federal funding, services and resource planning to homeless services and provides a snapshot of homelessness in the city.



Racial and Ethnic Makeup of Residents Experiencing Homelessness

Ages of Residents Experiencing Homelessness



Household Composition

Among Residents Experiencing Homelessness



Gender Identity Among Residents Experiencing Homelessness

Trends and Takeaways

The 2022 PIT Count was held on January 27, 2022, just following the COVID-19 Omicron surge in Chicago. Many shelters with shared sleeping spaces, most serving single adults, were operating fewer beds to allow for safe distancing in line with public health guidance. The City was operating alternate shelter facilities to restore beds, but not to full pre-COVID capacity.

The number of individuals in families in homeless shelters decreased by 22% from 2021 to 2022 – a decrease from 1,238 to 970 people – continuing a downward trend over the past 8 years. The decrease reflects fewer families entering shelter, likely supported by increased federal resources for housing and homeless prevention assistance and expanded and advanced payments of the Child Tax Credit.

Black people continue to be overrepresented in the population experiencing homelessness in Chicago. While about one-third of Chicago's total population is Black/African American, 75 percent of the population experiencing homelessness are Black/African American.

The PIT Count was organized and led by the Chicago Department of Family and Support Services in collaboration with All Chicago and in consultation with the Nathalie P. Voorhees Center for Neighborhood and Community Improvement of the University of Illinois at Chicago. A full summary of the 2022 results will be released soon and made available at www.cityofchicago.org/fss. In the meantime, check out www.cityofchicago.org/fss for previous years' reporting and more information on homeless services in Chicago. **The PIT Count captures a sample of people experiencing homelessness in Chicago on one night of the year. It is not an estimate of the total number of people who experience homelessness in a year nor an estimate of all people who experience housing instability in Chicago.**