

Flexible Housing Pool: Multi-sector Investment to Address Vulnerable Populations



FEBRUARY 2018

Agenda



- **Background on Flexible Housing Pool concept**
- **National Model: L.A. County Flexible Housing Subsidy Pool**
- **Local planning and Flexible Housing Pool model**
- **Request for Information Overview**
- **Questions**

Vision



To create a cross-sector investment and program delivery strategy to increase supportive housing resources for populations at the intersection of homelessness, high behavioral health needs, and criminal justice involvement.

Initial Implementation: 50 Individuals matched to housing

Homelessness is a Dangerous Health Condition



- Average age of death 42-52
- Mortality rate four to nine times higher
- 38% experience alcohol dependence, 26% drug use
- 30% of people experiencing chronic homelessness have a serious mental illness, and around two-thirds have a primary substance use disorder or other chronic health condition
- At significantly higher risk for violence
- Traumatic Brain Injury lifetime prevalence 53%
- Physical health conditions (cancer, heart disease) are more likely to lead to death

Sources:

American Journal of Public Health. 2013 December; 103(Suppl 2): S275–S281.

<https://www.ncbi.nlm.nih.gov/pmc/articles/PMC3969113>; <https://www.cdc.gov/features/homelessness/>

<http://www.nhchc.org/PrematureMortalityFinal.pdf>; <https://www.ncbi.nlm.nih.gov/pmc/articles/PMC2553875/>

Supportive Housing ...



Targets
households
with barriers

Is affordable


Provides
tenants with
leases

Engages
tenants in
voluntary
services


Coordinates
among key
partners

Connects
tenants with
community

Supportive Housing Results



Stable housing
Outpatient services
Quality of life
Improved health outcomes



Days incarcerated
Shelter days
Ambulance, emergency room, and inpatient utilization

Evolving the impact of supportive housing



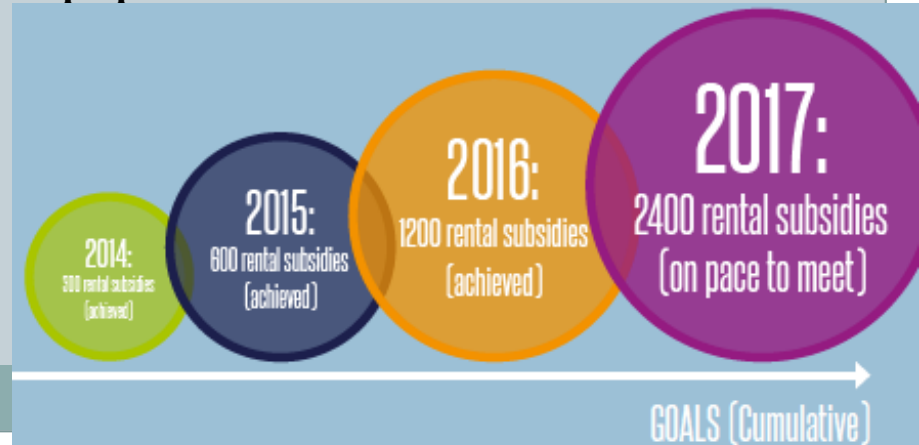
- **Flexible Housing Pool creates a mechanism for public and private systems to invest around a unified vision and implement a supportive housing intervention with common administrative and service practices.**
 - Streamlined rental process for landlords and FHP tenants that mirror the private market
 - 24/7 support for landlords
 - Clinical and case management services for tenants that focus on housing and health stability

National Model: LA Housing for Health



Overview of LA County Initiative

- Launched January 2014 with leadership from LA County Department of Health Services
- **Initial Funding**
 - \$18 million (\$4M from Conrad Hilton Foundation in Year 1)
- **Goals**
 - Create **10,000** units of housing over 10 years
 - Reduce inappropriate use of expensive health care resources.
 - Improve health outcomes for vulnerable populations.
- **Housing Types**
 - Supportive
 - Affordable
 - Private Market



Lessons Learned from LA County



Benefits of FHSP

- Leadership, visibility and publicity
- Addresses gaps in housing continuum
- Reduces agency administrative burden

Keys to achieving strategic goals

- Truly flexible housing resources
- Innovative approaches
- Clear roles and expectations
- Trusting relationships with partners
- Create capacity for expansion and meeting the need

Bringing Housing to Scale: Housing for Health Progress Report, May 2017

(1) Number of HFH Clients Using Health Related Services and Number of Services Used During Housing Study Period

Health-Related Service Utilization Frequencies:	(A) 1-Year Housing (HFH Clients)				(B) 1-Year Housing (Services)		
	Pre No.	Pre %	Post No.	Post %	Pre	Post	% Change
DHS Emergency Room Visits	424	53.9%	253	32.1%	1,826	594	-67.5%
DHS Inpatient Stays	289	36.7%	122	15.5%	6,065	1,471	-75.7%
DHS Outpatient Visits	671	85.3%	556	70.6%	7,652	5,722	-25.2%
DMH Crisis Stabilization Services	66	8.4%	28	3.6%	112	42	-62.5%
DMH Acute Inpatient Stays	33	4.2%	15	1.9%	379	387	2.1%
DMH Residential Stays	5	0.6%	4	0.5%	57	35	-38.6%
DMH Outpatient Visits	292	37.1%	256	32.5%	5,598	4,342	-22.4%
DPH SAPC Residential Treatment	5	0.6%	6	0.8%	857	369	-56.9%
DPH SAPC NTP w/o Detox	9	1.1%	10	1.3%	2,582	2,234	-13.5%
DPH Outpatient Treatment	15	1.9%	6	0.8%	18	6	-66.7%
Totals:	787	100.0%	787	100.0%	25,146	15,202	-39.5%

NOTES: N = 787; however, some clients may have used more than one service. "NTP" = Narcotic Treatment Programs. Date ranges: August 2011 – June 2016. Psychiatric emergency room visits are included in DHS ER visits.

Local Planning: Flexible Housing Pool Model Overview



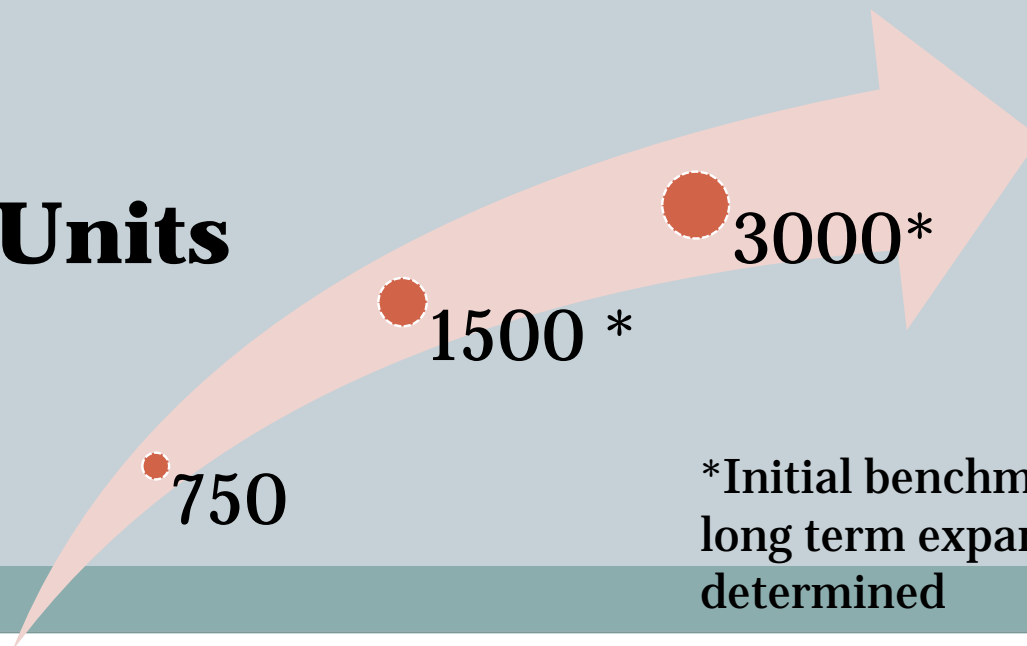
A Missing Link for Chicago frequent users of crisis
systems

System Collaboration



- New Inter-Agency Collaboration
- Multiplicative Effect and Collective Impact
- New Model supports an inter-governmental strategy for unit creation goals

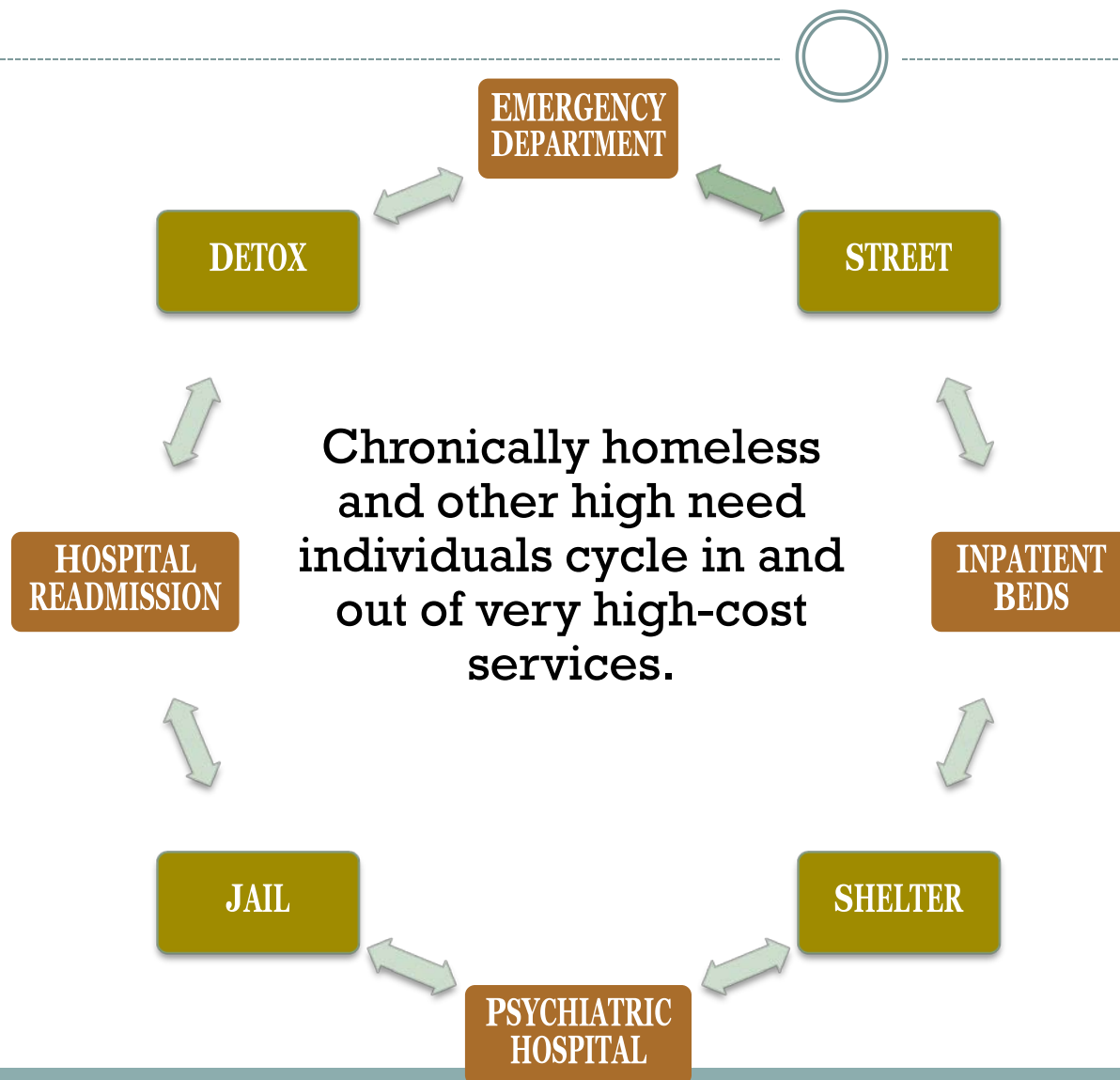
New Units



*Initial benchmark is 750, with long term expansion goals to be determined

Cycle of chronic homelessness and crises

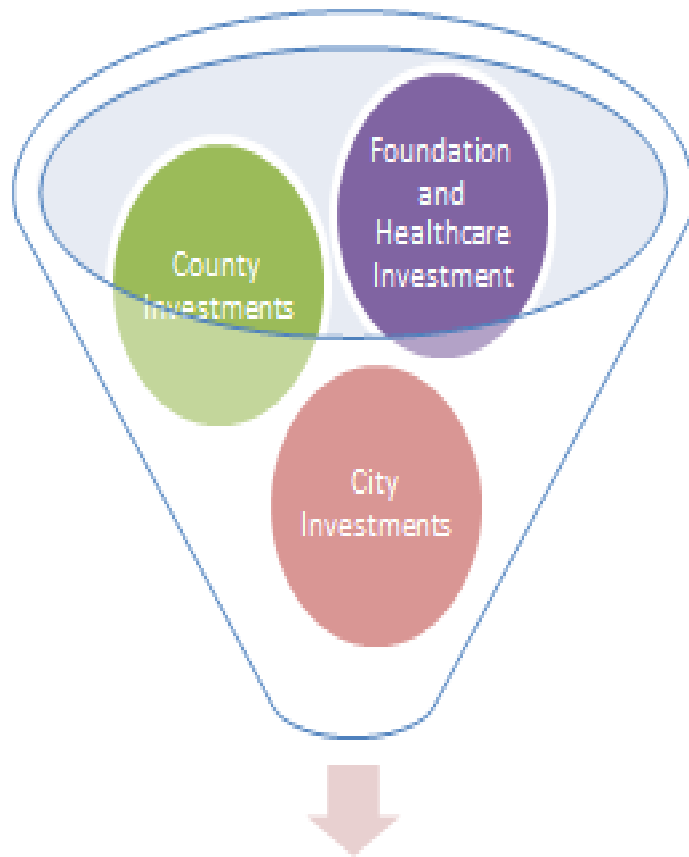
Leads to high public costs *and* poor health outcomes



Initial Population Targets

- High behavioral health needs
- Frequent detention in Cook County Jail
- Frequently utilize crisis systems
- Experiencing long term homelessness

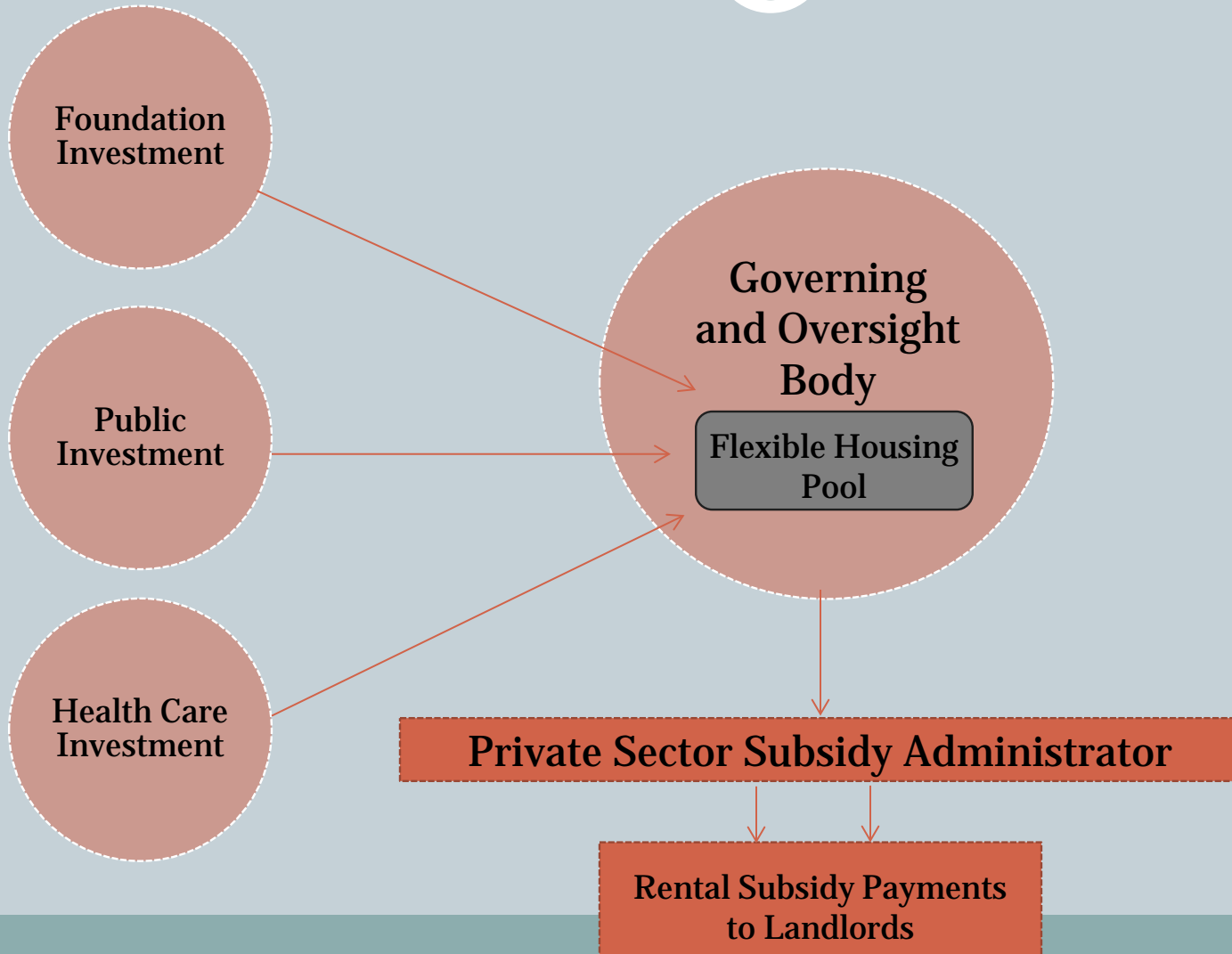
The Model: Flexible Housing Pool



Flexible Housing Pool

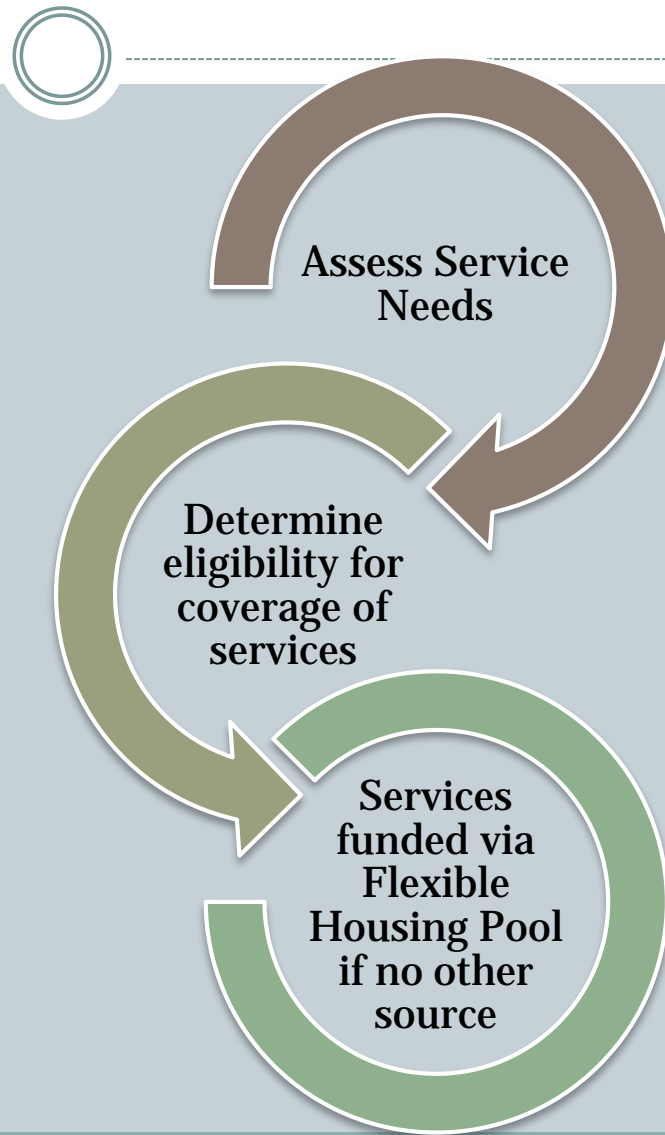
The Flexible Housing Pool creates a new funding mechanism for supportive housing through combining public and private investments into one funding pool. This pool can then be utilized for rental subsidies or services that are not Medicaid reimbursable.

Subsidy Funding



Coordination and Services

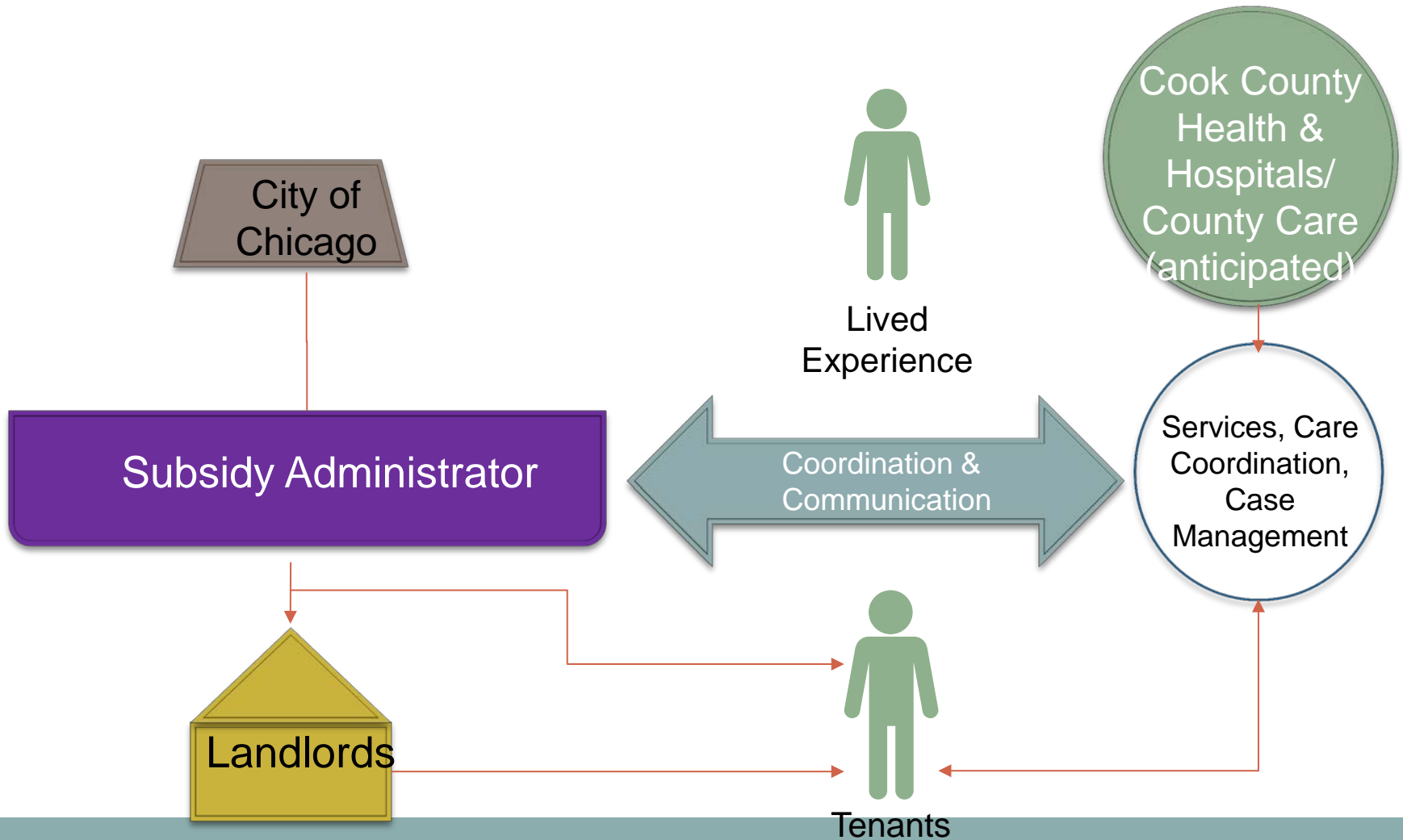
- Using Flexible Housing Pool to pay for intensive case management/ navigation services only if no other source



FLEXIBLE HOUSING POOL INITIAL PROPOSED LAUNCH DESIGN

Subsidy & Tenancy Supports

Clinical Services



Possible Outcome Measures



- **Housing Stability**
- **Healthcare coverage**
- **Reduced use of crisis health services**
- **Use of primary care and preventive care**
- **Public costs**
- **Mental and physical health outcomes**

Request for Information



- **The City seeks to gather information to inform program design and subsequent Request for Proposals**
- **Specific input requested around:**
 - Housing subsidy administration – designing an approach that dramatically reduces the length of time it takes to house participants.
 - Delivery of housing tenancy and pre-tenancy supports
 - Program monitoring and evaluation
 - Other considerations pertinent to identified goals/vision of FHP

Request for Information Response Categories



- Respondent background + expertise
- Framework feedback
- Consideration for roles and partnerships
- Consideration for capacity:
 - organizational + financial
- Fiscal and performance management

Request for Information Submission Overview



- Respond only to questions/categories for which you have input
- Questions submitted by 4:00 pm on 2/15
- Submissions due via email by 5:00 pm on 2/22

Questions?

