

CITY OF CHICAGO

2024 BUDGET OVERVIEW



MAYOR BRANDON JOHNSON

CITY OF CHICAGO

2024 BUDGET OVERVIEW



MAYOR BRANDON JOHNSON

2024 BUDGET OVERVIEW
TABLE OF CONTENTS



Budget Introduction	5
Letter from the Mayor	5
City Profile	6
City of Chicago Organizational Chart	7
City Functions.....	8
Priorities and Strategies	10
Equity and Engagement	18
Equity.....	18
Engagement	19
Budget at a Glance	22
Budget Process	22
Closing the Budget Gap.....	23
Where the Money Goes	24
Financial Summaries	26
Introduction.....	26
Corporate Fund	27
Special Revenue Funds.....	34
Enterprise Funds	37
Grant Funds	38
Capital	40
Debt	42
Pension	43
Tax Increment Financing	46
Property Tax Levy.....	47
Program and Budget Summaries by Department	49
Finance and Administration.....	50
Infrastructure Services	81
Public Safety	103
Community Services.....	121
City Development	136
Regulatory	146
Legislative and Elections.....	165
General Financing Requirements	172
Appendices	176
Financial and Budgetary Policies.....	176
Glossary	179
Budget Detail.....	186



BUDGET INTRODUCTION





2024 BUDGET OVERVIEW
BUDGET INTRODUCTION

LETTER FROM THE MAYOR



Dear fellow Chicagoans,

I am honored to share with you my Executive Budget Recommendations for FY2024, submitted to the Chicago City Council for their approval and enactment. This is my first budget as mayor, and it serves as the first step towards shaping a future that lifts up disinvested communities, fosters economic vitality and provides a sense of safety and belonging for all.

The people of the City of Chicago elected me to make sure their government invests in and addresses their needs, and that is what this budget accomplishes.

After extensive engagement with the community, I am proud to share that this budget sustains and enhances strategic investments in community safety, health and environmental services, housing and infrastructure, economic vitality, and equitable and inclusive human services. These investments will fund alternative approaches to community safety while modernizing the Chicago Police Department, expand support for the mental health safety net system, prioritize housing support programs, create additional supports for Chicago workers, and increase youth employment opportunities.

We know that mental health professionals, residents experiencing trauma, and police all recognize that calls for emergency services involving a mental health crisis are often best served by a public health approach rather than a law enforcement approach. This budget expands our mental health workforce in public clinics and 911 response teams, leading to better outcomes and freeing up law enforcement first responders to focus on their core mission.

We know that the effects of climate change, intense storms and flooding, severe heat events, and challenges to our lake, lakefront and inland waterways require comprehensive policy-making and regulatory oversight. This budget re-establishes the Department of the Environment to coordinate our City's environmental and resiliency efforts.

And finally, we know that stable and quality housing is a bedrock of our thriving communities. In addition to increased funding in our Home Repair Program, this budget increases funding in our Flexible Housing Pool, Home Modification Program administered by the Mayor's Office for People with Disabilities, and shelter network operations to support our unhoused population.

In presenting this balanced \$16.6 billion proposed 2024 budget, I want to thank members of the public, public servants across City departments, and my fellow elected officials, who all helped to shape this budget recommendation. The hard work over these past months resulted in a balanced budget that makes a down payment on creating a better, stronger, safer Chicago without raising property taxes, and does so while responsibly funding our financial commitments.

We will continue to root our work in collaboration, inclusion and accountability to deliver for Chicagoans significant investments in their quality of life, and work to deliver efficient and effective City services.

Thank you, Chicago, for your commitment to the greatest freaking city in the world.

Sincerely,

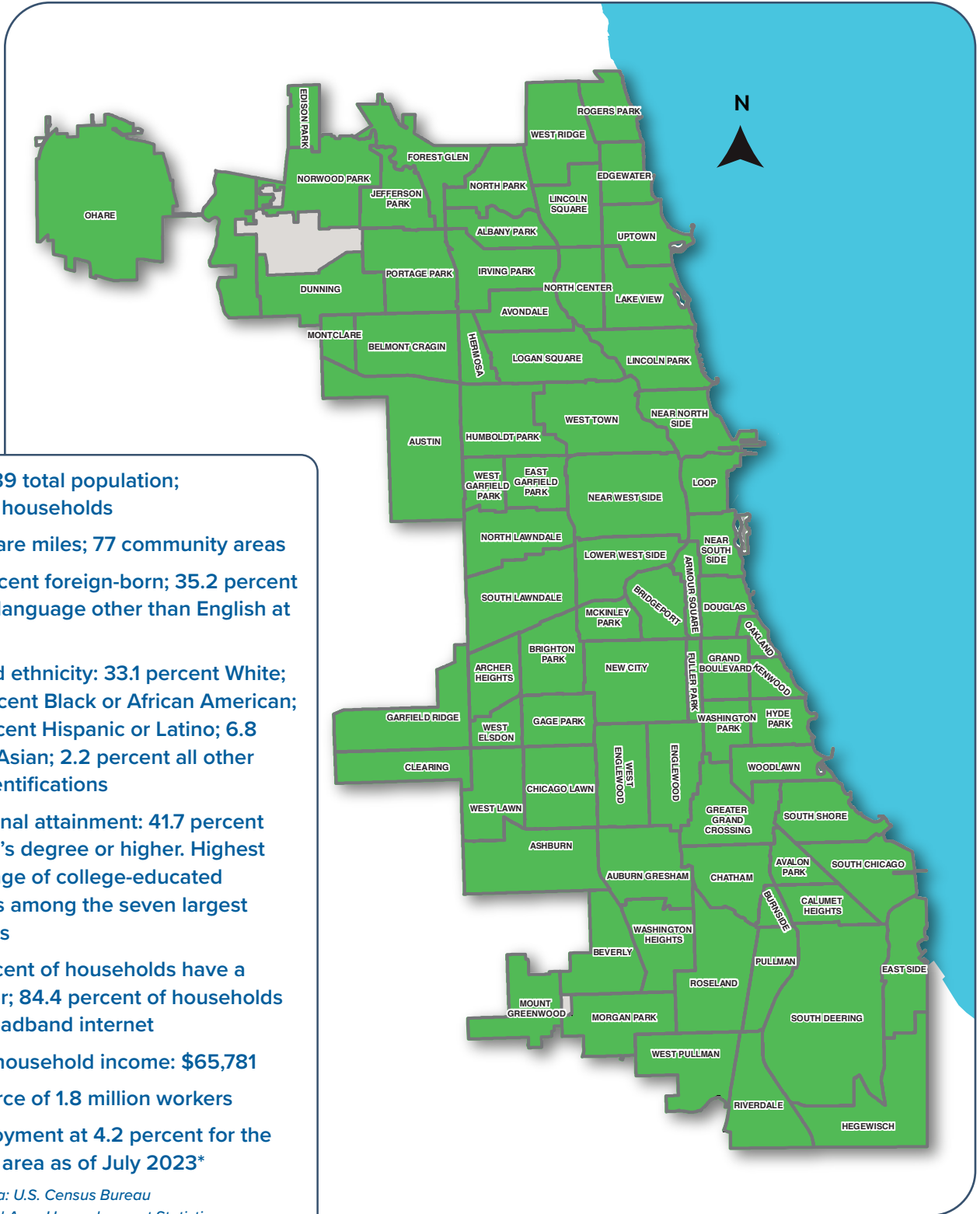
A handwritten signature in black ink, appearing to read 'Brandon Johnson'.

Mayor Brandon Johnson

2024 BUDGET OVERVIEW

BUDGET INTRODUCTION

CITY PROFILE

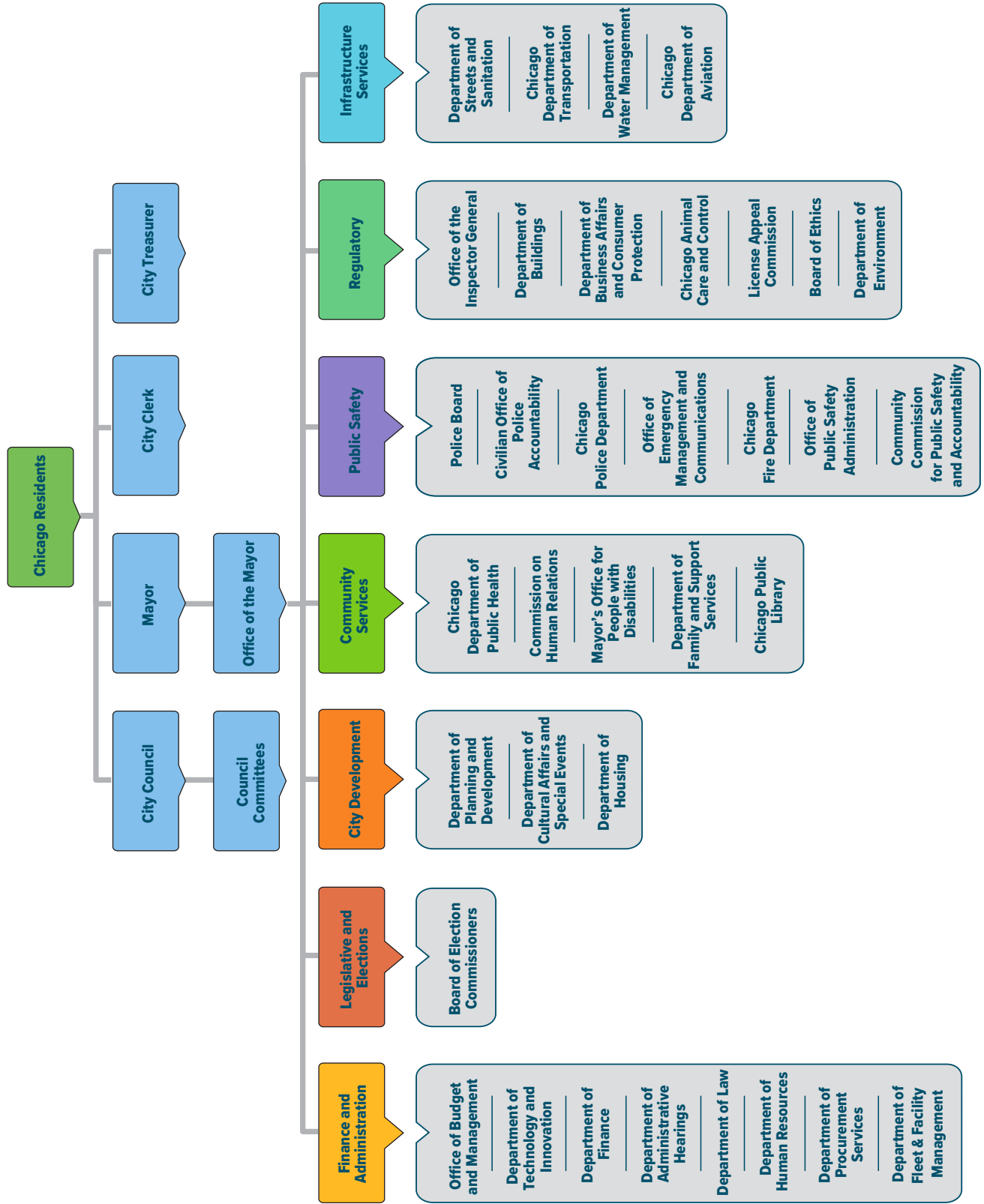


- ★ 2,665,039 total population; 1,112,581 households
- ★ 228 square miles; 77 community areas
- ★ 20.2 percent foreign-born; 35.2 percent speak a language other than English at home
- ★ Race and ethnicity: 33.1 percent White; 29.2 percent Black or African American; 28.7 percent Hispanic or Latino; 6.8 percent Asian; 2.2 percent all other racial identifications
- ★ Educational attainment: 41.7 percent bachelor's degree or higher. Highest percentage of college-educated residents among the seven largest U.S. cities
- ★ 91.8 percent of households have a computer; 84.4 percent of households have broadband internet
- ★ Median household income: \$65,781
- ★ Labor force of 1.8 million workers
- ★ Unemployment at 4.2 percent for the Chicago area as of July 2023*

Population data: U.S. Census Bureau
 *U.S. BLS, Local Area Unemployment Statistics

2024 BUDGET OVERVIEW
BUDGET INTRODUCTION

CITY OF CHICAGO • ORGANIZATIONAL CHART



2024 BUDGET OVERVIEW

BUDGET INTRODUCTION

CITY FUNCTIONS



FINANCE AND ADMINISTRATION

The Finance and Administration departments coordinate the City's overall government operations, managing city finances, human resources, technology, assets and legal functions. This support allows operational, public safety, infrastructure and human services departments to focus on their core missions and ensures that the City serves its residents in an efficient and cost-effective manner.



LEGISLATIVE AND ELECTIONS

The Legislative and Elections department manages the City's legislative and elections functions, while also maintaining and promoting the efficient and accurate administration of all local, state, and federal elections.



CITY DEVELOPMENT

The City Development departments work throughout Chicago to promote economic, cultural, and community development. These departments develop and implement citywide and neighborhood-specific plans that preserve the character of Chicago's communities, create open spaces and affordable housing options, and coordinate sustainable growth. They also stage special events and festivals that enhance the city's economy and tourism industry and support local artists and nonprofit organizations that develop and implement public art programs.



COMMUNITY SERVICES

The Community Services departments provide services needed by Chicago's families and neighborhoods. These departments support those most in need by providing and coordinating care at health clinics; immunizations; home-delivered meals for seniors; information and referral services for people with disabilities; after-school and job-readiness programs for Chicago's youth; emergency shelters for the homeless and displaced; crisis intervention assistance; and learning and recreational opportunities through public libraries citywide.



PUBLIC SAFETY

The Public Safety departments work together to keep Chicago's neighborhoods, families, and property safe. The critical services that these departments provide save lives and protect homes, businesses, and the rights of all Chicagoans through law enforcement, fire suppression and prevention, and emergency response operations.



REGULATORY

The Regulatory departments mitigate the threats of climate change, protect public health and safety, and work on behalf of the interests of consumers and workers through the enforcement of City ordinances and compliance with local, state and federal laws. The enforcement activity includes regular inspections and responses to resident and business complaints.



INFRASTRUCTURE SERVICES

The Infrastructure Services departments are central to keeping Chicago on the move. These departments collect residential recycling and garbage; remove graffiti; build, repair and maintain Chicago's streets, sidewalks and bridges; coordinate and repair street lights; maintain the City's water and sewer system; purify and deliver the city's water; operate the City's two international airports; and strategically plan for the future of the City's essential infrastructure.



GENERAL FINANCING REQUIREMENTS

The Finance General category represents cross departmental expenses such as information technology systems, employee benefits, contributions to employee pension funds, and long-term debt service payments.

PRIORITIES AND STRATEGIES



2024 BUDGET OVERVIEW PRIORITIES AND STRATEGIES

INTRODUCTION

The City of Chicago has a unique history, culture, spirit of resilience, and sense of community – what we like to call the Soul of Chicago. We believe public budgets are moral documents, reflecting the beliefs we hold as a community and the commitments we are making as a government to invest in our residents. This budget reflects the needs of our neighbors, especially those who have felt the compounding impacts of disinvestment and institutional discrimination. We are committed to using the power of City Hall to address and reverse these trends and are excited to demonstrate a new path forward.

With this budget, we are setting the stage for the type of bold, progressive, and positive change that invests in key services and resources for our communities while responsibly addressing our financial obligations. The decisions we make now will lay the groundwork for building a better, stronger, safer Chicago.

Our commitment to prioritizing youth and their communities is demonstrated throughout this budget. These investments promote the well-being of our youth during a crucial developmental period, equipping future generations to thrive. We know youth-centered

investments improve mental and physical health, increase opportunities for social and economic mobility, reduce violence, and strengthen civic engagement and social cohesion. Youth-centered policy also creates an avenue to rectify current racial disparities in opportunities and outcomes and to build a more equitable future for all Chicagoans.

Below, we outline budget highlights across our policy priorities:

- Community Safety
- Health & Environmental Services
- Housing, Neighborhoods, & Infrastructure
- Economic Vitality
- Human Services, Equity, & Inclusion

This budget was informed by taking an in-depth look both at the state of our finances and at the state of our city. This year, our budget engagement focused on spending more time talking to people, hearing their stories, and understanding what resources they need to thrive. Through our budget roundtables we engaged over 800 residents throughout Chicago’s North, South, and West sides to understand how we could better deliver public



2024 BUDGET OVERVIEW PRIORITIES AND STRATEGIES

health services, create affordable housing, invest in environmental justice, and develop our communities. We asked our young people to come out and be part of the process for the first time by holding an engagement event exclusively for them. We heard from youth across the city who shared creative ways we can deliver services and provide programs.

Chicago has experienced stronger than anticipated economic activity across several sectors, which has bolstered the City's year-end revenue estimates by almost \$110 million from the 2023 budget. Increased economic activity tied to a post-pandemic return in tourism and big-ticket events has led to increased revenues from hotels, restaurants, ground transportation, and amusement taxes. Revenues remitted by the State have also increased, in part due to robust individual and corporate income taxes. Offsetting these gains are a slowing real estate market, as well as the City's sales tax residual. In addition, 2023 is anticipated to be the last year in which the City will allocate federal COVID-19 funding to replace revenue lost during the pandemic. The City's out-year financial planning and projections include these market conditions and noted revenue changes.

Additionally, the City has made significant progress towards key financial milestones, such as improving the health of the City's pension funds. Since 2022, the City has made actuarially determined contributions towards all four funds. The budget proposal continues this progress by budgeting \$306.6 million for supplemental payments to stabilize and even decrease the City's net pension liability in future years. 2024 will be the second year of these payments towards all four funds.

Every dollar in this budget allows us to build towards a brighter future that will last for generations to come. Our budget ensures that we maintain fiscal responsibility and meet the real, felt needs of our people. This budget is the work of our communities and our civil servants, who understand that repairing past harms and creating lasting change starts with investing in residents and operating in coordination with our communities.

COMMUNITY SAFETY

Every Chicagoan deserves to live in a safe, thriving community. To address community safety, we are investing nearly \$209.9 million across various funds towards implementing strategies that center our neighbors and their overall wellness, because we know this is fundamentally linked to safety and belonging.



2024 BUDGET OVERVIEW PRIORITIES AND STRATEGIES

We are committed to creating safety by addressing the root causes and challenges that too often impact crime and violence. This inherently requires us to re-examine past approaches that rely on harsh punishment and to dedicate our resources to alternative solutions. As part of our commitment to reimagining systems of safety, Mayor Johnson created the Office of Community Safety and appointed the City's first-ever Deputy Mayor of Community Safety as one of his first acts in office. This office will advance a comprehensive, healing-centered approach to community safety through community violence and intervention programs, alternate crisis response initiatives, survivor and victim services, and police accountability initiatives, with specific focuses on youth and returning residents across their portfolios.

The City's Community Safety Coordination Center ("CSCC") is a \$13.8 million investment to shift how we operate programs in the City. The CSCC works across departments and alongside community-based organizations to ensure that services are delivered effectively for those at the highest risk of being involved in or impacted by violence.

Dedicated, youth-focused community safety investments range from deflection and diversion programs to mentoring opportunities. These services ensure that young people

are connected to their community and that we as a city create opportunities for life-long growth. Our youth are a critical part of the fabric of our city and our investments in this budget reflect the role they are already playing in building a safe, resilient future.

Centering gender-based violence survivors in our community safety strategy allows us to provide population-specific resources that support survivors' unique needs. The City is investing \$26.5 million in related programs, ranging from direct cash assistance to relocation support, to ensure survivors feel safe and have access to the resources they need. This includes our gender-based violence rapid rehousing program, which offers emergency housing vouchers and case management support, our legal services program, and our emergency fund.

Within our community safety strategy we are also investing in a variety of changes that will reform policing in Chicago. We will invest in the Chicago Police Department ("CPD") Youth Divisions, a multi-agency approach to juvenile crime and delinquency that focuses on providing intervention services. In order to meet our ambitious accountability and reform goals, we are investing a total of \$108.2 million, over \$40.2 million of which will go directly to CPD civilianization efforts. These efforts include a total of 398 new civilian



2024 BUDGET OVERVIEW PRIORITIES AND STRATEGIES

positions and 440 sworn promotional opportunities. The promotional opportunities include 200 additional staff within CPD's Bureau of Detectives to improve homicide clearance rates without adding to the Department's total sworn staff.

HEALTH & ENVIRONMENTAL SERVICES

Every Chicagoan deserves a clean, sustainable environment and to have access to the resources they need to lead a healthy life. With this budget, we are taking bold steps to connect the dots across health and environmental impacts over both the short- and long-terms.

Since the City dissolved the Department of Environment over a decade ago, the work of promoting environmental justice and ensuring compliance with standards has been dispersed across multiple City departments and agencies and has failed to meet the needs of our communities. This budget begins to remedy this history by re-establishing the Department of Environment to lead a whole-of-government approach to enforcing environmental standards, building sustainability, and equitably developing comprehensive environmental policy.

This budget also focuses on delivering core services related to making the physical environment safer and more equitable. Included in our budget is an increase of over \$4.5 million in the Department of Streets and Sanitation's funding to support critical operations, including expanding the forestry bureau.

Similarly, long-term government disinvestment has had staggering impacts on the availability of mental health resources. This budget commits to investing in a broad spectrum of mental health services.

First, this budget will support the mental health of Chicagoans with a total of \$43.1 million to continue funding existing clinics, and support two additional clinics in existing Chicago Department of Public Health ("CDPH") spaces. These funds will ensure we are able to provide the best services to our residents regardless of their ability to pay.

Clinics are only one part of this budget's commitment to programs under the Treatment Not Trauma platform. By ensuring crisis responses are met with public health professionals rather than police officers, this budget includes a total investment of \$15.9 million to double the number of staff on CDPH's CARE 911 alternate



2024 BUDGET OVERVIEW PRIORITIES AND STRATEGIES

response team. A larger and well-resourced 911 alternate response program allows CDPH to expand the number of neighborhoods these teams will serve in the coming years as well as extend the team's hours of operation into the evening and on weekends.

We are continuing to invest in community health workers to conduct outreach and provide connections and referrals to health and social services. This program supports trusted sources within communities to ensure that residents feel safe and can access vital resources.

HOUSING, NEIGHBORHOODS, & INFRASTRUCTURE

Every Chicagoan deserves access to affordable, quality housing that has easy access to transportation, parks, libraries, and other infrastructure. The housing policies we are investing in aim to address the impacts of the City's past support of discriminatory practices that have stripped Black and brown communities from being homeowners and freely choosing their neighborhoods, cutting off pathways to building intergenerational wealth and reinforcing the segregation that continues to marginalize Black and brown Chicagoans.

This budget dedicates over \$200 million in affordable housing initiatives, ranging from multi-family housing rehabilitation to housing preservation to homeownership grant programs, which are designed to ensure that all Chicagoans can become homeowners. To ensure our residents can live in safe, healthy homes, we are also investing \$25.3 million to expand the lead service line repair program and over \$25 million in home repair programs.

We are investing over \$250 million in homelessness support services, ranging from our rapid rehousing program to permanent supportive housing to low-barrier shelter models. To coordinate these efforts and ensure some of our most vulnerable residents get access to these services, the City has created the first-ever Chief Homelessness Officer.

This budget also encompasses over \$538.5 million in capital improvements across the city, and includes investments in protected bike lanes, increased access to shared biking, shoreline revetment, parks infrastructure, and other major improvements. These investments help ensure Chicagoans have access to amenities regardless of which neighborhood they live in, and that all communities have safe, usable, beautiful public spaces.



2024 BUDGET OVERVIEW PRIORITIES AND STRATEGIES

In addition, we are making a \$27.8 million investment to ensure that all Chicagoans have access to broadband, including proceeds from the Chicago Recovery Plan bond issuance that are dedicated to laying down fiber networks to establish stable internet access to all Chicagoans.

ECONOMIC VITALITY

Every Chicagoan deserves to be able to earn a dignified, livable wage and both residents and visitors deserve reasonable access to food, retail, and other amenities. This budget prioritizes economic growth and development by investing \$142.5 million in our workers, small businesses, and organizations that are the heart of our city.

To show our commitment to supporting workers, Mayor Johnson created the first-ever Deputy Mayor of Labor. This investment is coupled with an expansion of the Office of Labor Standards within the Department of Business Affairs and Consumer Protection (“BACP”) to ensure that we are meeting the needs of all workers and can better enforce labor standards citywide.

Our investments also include supporting entrepreneurs, business owners, and nonprofit organizations. This year we are investing \$56.7 million in Community Development

Grants through the Chicago Recovery Plan bond to support our small businesses. These grants provide technical assistance, operating grants, businesses development grants, and other supports for new and legacy businesses across the City. We are also investing directly in our nonprofit organizations through programs, including our nonprofit capacity building initiative, that provide technical assistance and direct grants to organizations.

HUMAN SERVICES, EQUITY, & INCLUSION

Every Chicagoan deserves to have their basic needs met and their fundamental rights respected. Our budget focuses on ways we can ensure that we are providing critical services to our communities equitably and inclusively.

Our investments in human services total \$621.2 million and will ensure we are providing critical services to families such as childcare and early learning programs. This includes our continued investment in the Family Connects Chicago program, which provides free post-natal wellness checks to new families.

This year, the City is continuing the Utility Billing Relief (“UBR”) program. UBR provides low-income City of



2024 BUDGET OVERVIEW PRIORITIES AND STRATEGIES

Chicago residents with a reduced rate on their water, sewer, and water-sewer tax as well as debt relief for those who demonstrate they can manage the reduced rate bills for one year.

As a government, it is critical that services and opportunities are available to everyone in our communities. We are investing in language access services to ensure that information shared by departments and ward offices is accessible to residents.

In keeping with our mission of being a welcoming city, this budget includes over \$150 million in funding to support temporary shelter, food and other necessities for the thousands of migrants arriving to our city. We are also seeking federal and state grant funds to support our continued efforts to ensure that our newcomers feel welcome and safe. In recognition of the essential role immigrants and migrants play in weaving the fabric of Chicago, Mayor Johnson has also created the first-ever Deputy Mayor of Immigrant, Migrant, and Refugee Rights to coordinate and communicate between all City departments and officials the City's efforts to support newly arrived migrants.

Our youth embody the future of the Soul of Chicago, and to support their growth, we are focusing a significant portion of our budget on their development. This budget invests in the future of our youth by providing them meaningful job opportunities now. Youth job investments make up a total of \$76 million of our FY24 budget, an increase of \$11 million. We are doubling funding for our City department student intern program to support over 260 paid interns across City government.

We are making a commitment to ensure that our youth support systems do not end when they leave the classroom. We have committed \$26.5 million to out-of-school activities and youth programming to support continued learning through project-based and hands on experience. These investments will have an impact that goes beyond the individual too; by engaging our youth we are guaranteeing a safer, brighter future for Chicago.



EQUITY AND ENGAGEMENT



2024 BUDGET OVERVIEW

EQUITY

EQUITY

Budget Equity is the process by which all departments account for the progress they are making to advance racial equity. One of the guiding equity principles is that data is a combination of numbers and narratives. The Budget Equity process is an effort to see the strategy that departments are driving behind the numbers. Budget development is also a reflective moment and the time to evaluate our departments' work and determine how we are going to resource them moving forward. To do that in a more equitable way, we should be looking at their strategy. Understanding the "why" behind the numbers is as important as the dollar amount itself.

Last year, the Office of Equity and Racial Justice ("OERJ") required departments to make three racial equity commitments that they planned to accomplish in 2023. Of the 88 commitments made, 52 were fully completed, 33 were partially completed, and 3 were incomplete. You can find a snapshot summary of each department's progress at [Chicago.gov/Equity](https://chicago.gov/equity).

Many departments made significant progress in 2023. Below are two examples that spotlight progress:

Chicago Department of Public Health

To address HIV-diagnoses and mortality disparities between Black and Latino gay/bi men ("GBM") and White men, the Chicago Department of Public Health funded housing for GBM who use Pre-Exposure Prophylaxis ("PrEP"), making Chicago the first jurisdiction in the country to do so. From program launch through April 2023, 83 percent of housed individuals were Black GBM and 17 percent were Latino GBM. All participants have remained HIV-negative since the program launched. In addition, 90 percent of participants increased their income while in the program, and 86 percent of participants who exited the program moved into permanent housing.

Department of Streets and Sanitation

To address gaps in tree trimming requests among West/South Side and North Side neighborhoods, the Department of Streets and Sanitation ("DSS") shifted from a complaint-based system to a more equitable process called "area trimming." This not only improves equitable access to an essential City service, but it also improves outcomes for all residents by ensuring trees are trimmed that may not immediately be seen as concerning (but could cause damage during storms). From April 18 to June 30 of this year, DSS improved the number of tree trims performed over the same period last year by 352 percent.

The 2024 budget marks the third year OERJ has led City departments through the Budget Equity process. This work has progressed and deepened each year, and the equity analysis has become more sophisticated. This year's Budget Equity report has three major components:

- Tracking progress on equity commitments departments made last year
- Articulating the commitments departments are making next year
- Analyzing the core functions of their department with an equity lens

For the full Equity Report, please visit [Chicago.gov/BudgetEquity](https://chicago.gov/BudgetEquity).

2024 BUDGET OVERVIEW ENGAGEMENT

ENGAGEMENT

Community Engagement is a key component of this administration's focus on co-governance. Upon the Mayor taking office, the Mayor's Office of Community Engagement ("MOCE") immediately went to work developing a Budget Engagement plan, working closely with the Office of Budget and Management ("OBM") and the Great Cities Institute at the University of Illinois at Chicago, holding a series of three roundtable discussions with Chicago residents. The roundtables were designed as an opportunity for City representatives to hear directly from residents about priorities and how to invest City revenues, as well as to make leadership from City departments available to members of the public to answer questions and discuss challenges. This year, to highlight Mayor Johnson's commitment to investing in our youth, a fourth roundtable was held for Chicago residents aged 14-24 to gain their unique perspectives on how the City works and ought to work.

All events had separate breakout rooms focused on five issue areas with representatives from several City departments leading the discussions. The topics were: Affordable Housing/Homelessness; Public Health/Mental Health; Community Safety; Neighborhood/Community Development and Arts/Culture; and Environmental Justice/Infrastructure. All roundtable events had the same goals:

- To have engaged and meaningful conversations between City leaders and residents about needs, priority areas, and topic area progress as identified by the community to inform the 2024 budget.
- To gather additional feedback from residents on the 2023 Community Identified Budget Investment Ideas to inform budget investments.
- Provide transparency in the data collection and analysis of feedback and input for the 2024 budget.
- Produce a report that documents the process and includes findings from external engagement.

The Great Cities Institute used their expertise to design survey questions to capture the above goals. It was important that we designed a multi-modal approach to give participants multiple ways to provide feedback. The first mode was directly at the roundtables, where we had designated notetakers capturing community voices in organic dialogue with City officials. Participants were also encouraged to fill out demographic information to help us understand which communities were represented and to help the administration plan to improve outreach

to all communities in Chicago. Because all budgets are constrained by limited resources, we asked roundtable participants to complete a Community Identified Ideas survey that had them rank priorities from the five issue areas. We provided comment cards at all roundtable discussions to receive open-ended written feedback from participants, and the Office of Equity and Racial Justice had poster boards with their Racial Equity Plans that participants could place sticky notes on and provide additional input. In total we collected over 2,667 resident ideas and comments through these methods. At some of our roundtables, we had a video crew that allowed respondents to record a video, giving them space to talk about whatever they wanted and provide feedback on the structure of the events themselves.

The traditional roundtable events open to the entire public were held at City Colleges of Chicago, hosted by Truman, Kennedy King and Malcolm X Colleges, to ensure we provided locations on the North, South, and West sides of Chicago. The Harold Washington Library hosted the youth roundtable in the beautiful top floor Winter Garden. Events were also held on different weekday afternoons and evenings as well as one weekend event to accommodate the varying schedules of Chicagoans. The youth roundtable had the highest turnout with 350 young people participating in a similar format to the other events, but also enjoying food, a DJ and a raffle for Lollapalooza tickets. The open roundtables were also well attended, with highest attendance at Kennedy King College with 187 members of the community, Malcolm X with 165, and Truman with 110, for a total of 812 in-person participants engaging in robust discussions.

Always trying to grow, members of the Johnson administration looked at feedback from prior years and talked to community partners about what they wanted to get out of the roundtables. While the City has often looked to residents to provide guidance for department operations, many felt that the meeting structure of a town hall followed by short roundtables was not productive for robust engagement. They also shared concerns that the town hall and round table event was held after departments had developed their preliminary budgets, and they doubted their conversations had a significant impact in department decision making.

MOCE, along with OBM and the Great Cities Institute, took this feedback to heart and shook up the process. First, the timing of the series – the Johnson administration feels strongly that residents need to be a part of the budget process as early as possible to give City departments time to incorporate community voices into their programs.

2024 BUDGET OVERVIEW ENGAGEMENT

Therefore, despite a shortened planning timeline due to the transition of administrations, we held the series concurrently with the start of the department budget process. In the future, this administration plans to begin the engagement cycle even earlier in the year, while also holding a popular education series on the City's budget.

Second, rather than hold all discussions in one room at different tables, we grouped issue area discussions in separate breakout rooms or sections as space allowed. We also lengthened the allotted time of each breakout to 30-minutes and allowed participants to "choose their own adventure" as they moved through discussion periods. Residents were not required to participate in all the topic areas; they had the option to stay in one issue area discussion for multiple rounds, or they could move

from one issue area to another. Doubling discussion time resulted in reducing the total number of discussion rounds to three 30-minute sessions, which meant that residents had to prioritize only three out of the five issue areas. The administration gave serious consideration to this tradeoff, and feedback before and after the events indicates the change was worth it. Participants and department staff both found great value in having the time and ability to engage more deeply and meaningfully in topics and potential remedies. Both community participants and government representatives also felt the longer sessions gave them more opportunity to share their experiences and priorities.



BUDGET AT A GLANCE

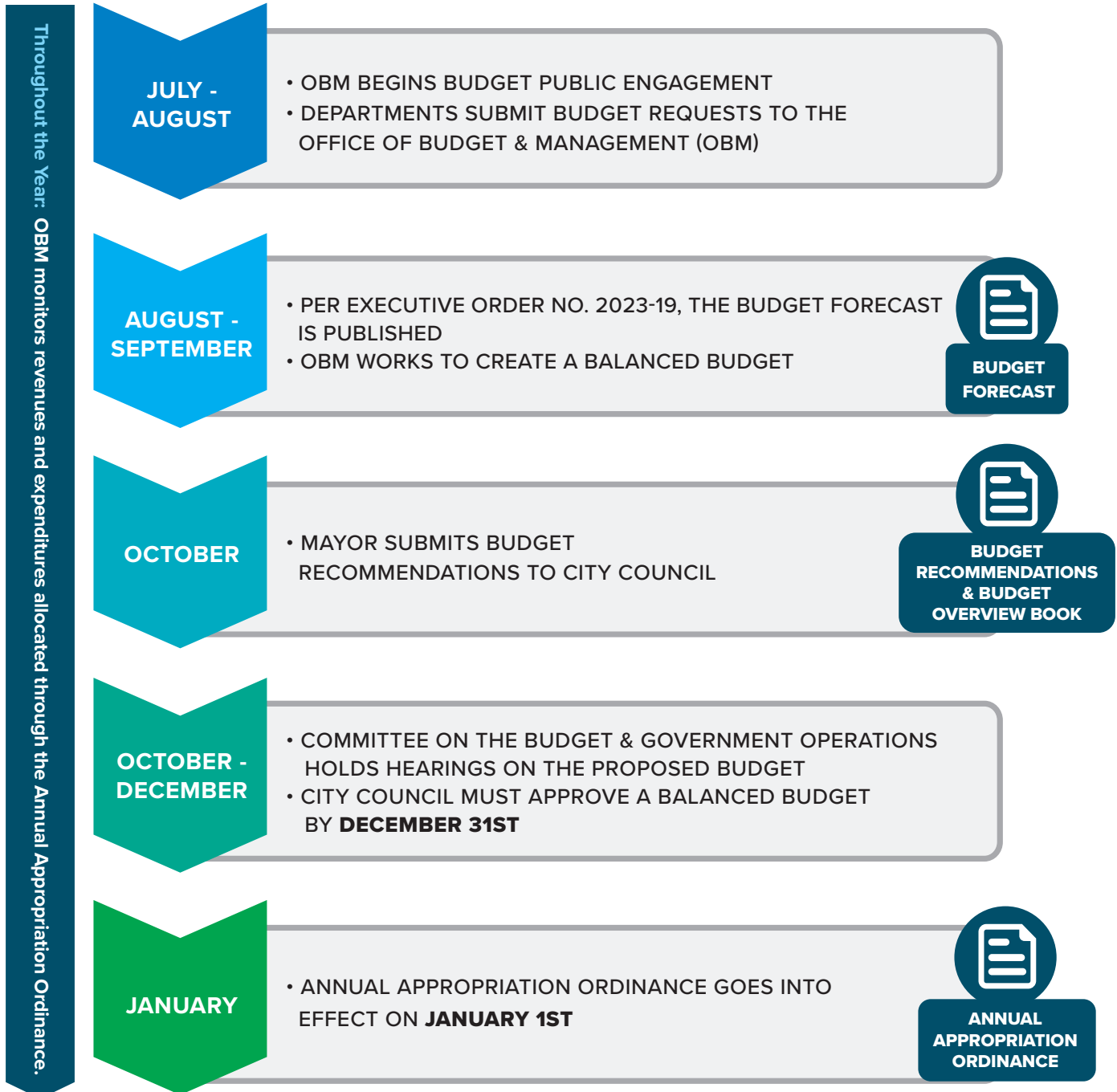


2024 BUDGET OVERVIEW

BUDGET AT A GLANCE

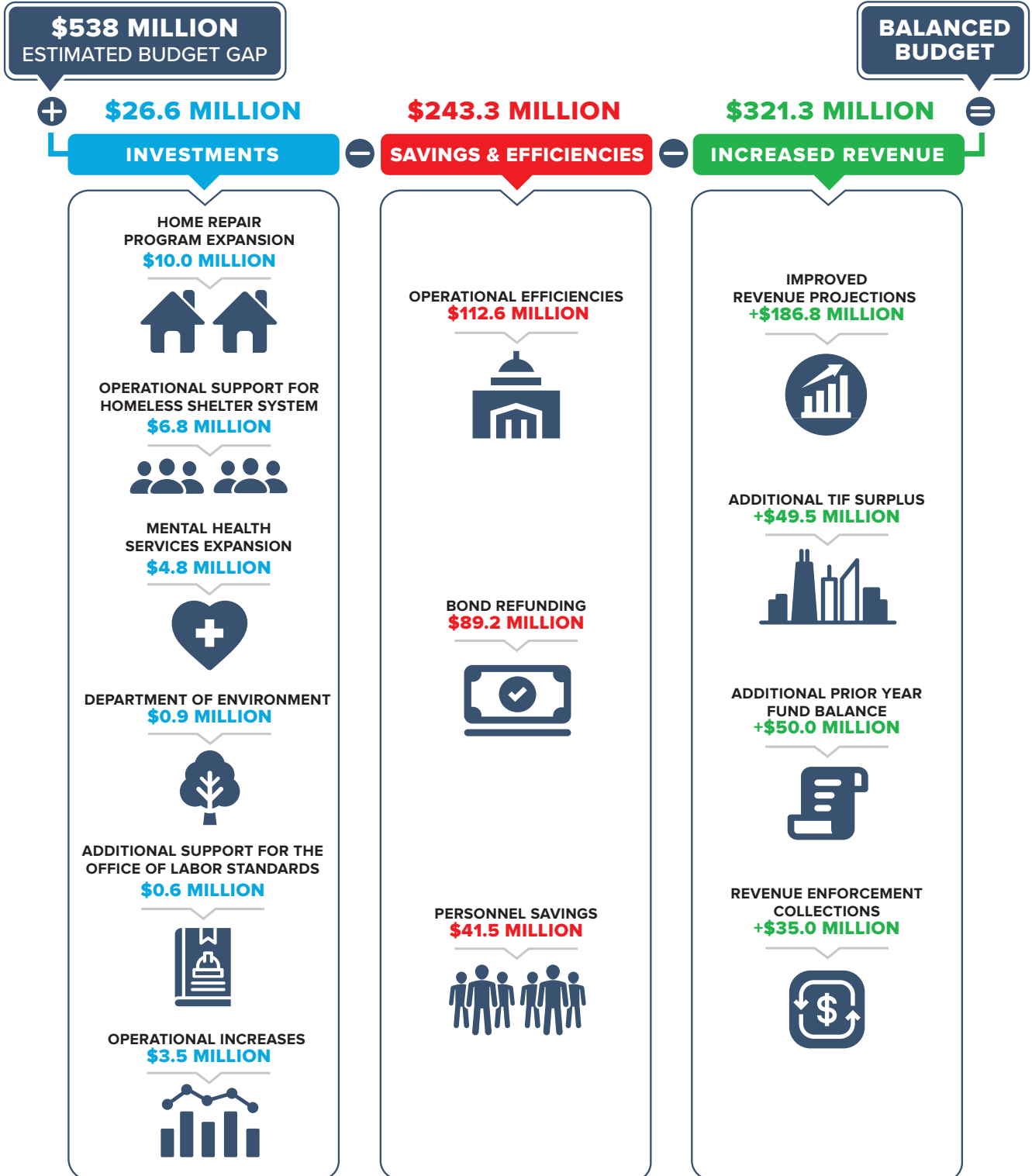
BUDGET PROCESS

Each year, the City prepares an annual budget that accounts for revenue from taxes and other sources and sets forth a plan for how the City intends to utilize resources and revenues over the course of the following calendar year. In accordance with the State of Illinois Statute, the City produces a balanced budget, meaning that its appropriated expenditures do not exceed the amount of revenues it estimates will be available for that year.



CLOSING THE BUDGET GAP

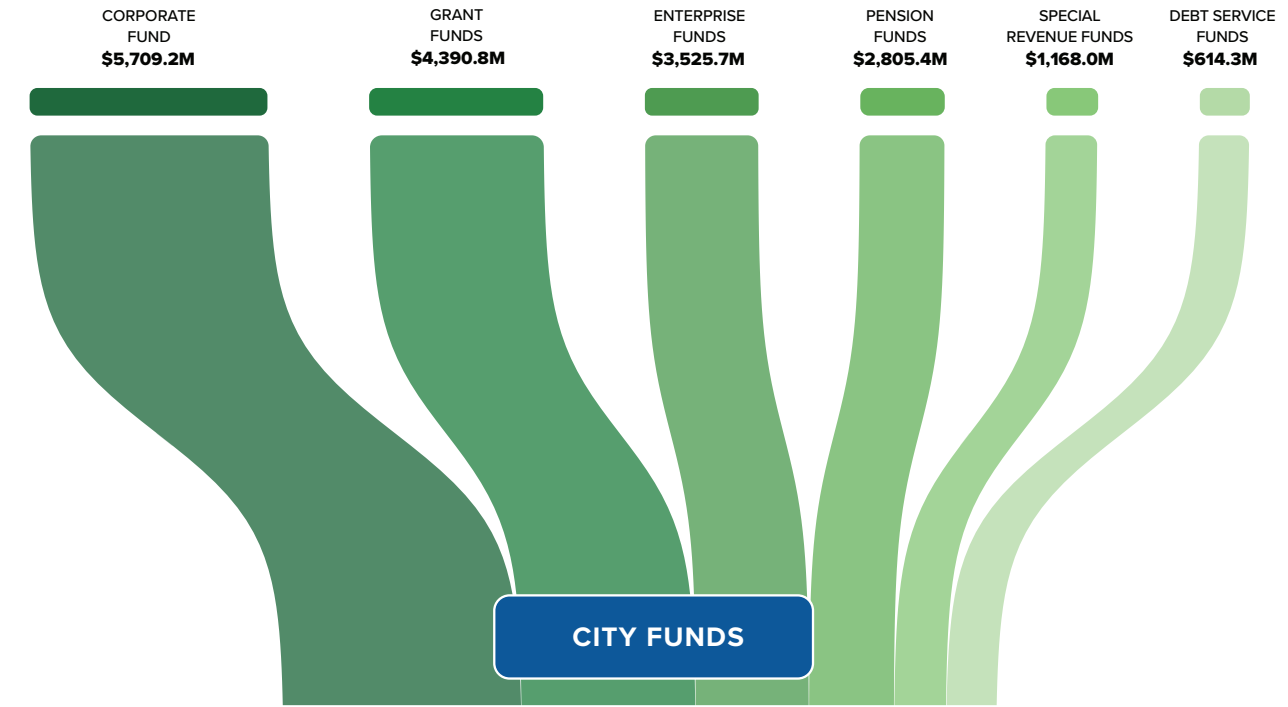
\$5.7 BILLION • TOTAL CORPORATE FUND



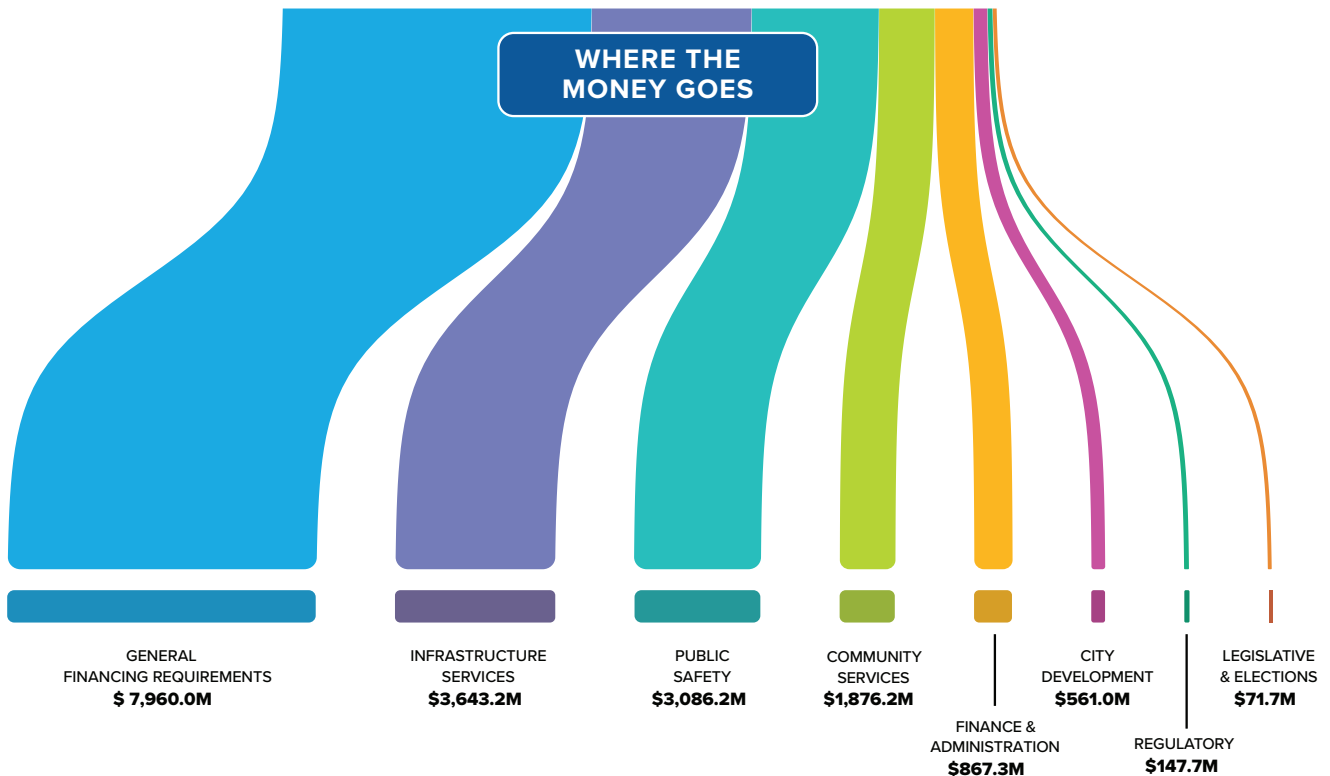
2024 BUDGET OVERVIEW

BUDGET AT A GLANCE

WHERE THE MONEY GOES



ALL FUNDS = \$16.6 BILLION*



*Proceeds of debt issuances transferred between funds and reimbursements or internal transfers between funds, totaling \$1,565.5M, are deducted to more accurately reflect the City appropriation. Total resources include revenues generated during the year and prior year savings and available resources.

FINANCIAL SUMMARIES



2024 BUDGET OVERVIEW FINANCIAL SUMMARIES

INTRODUCTION

The 2024 proposed City budget for all funds is \$16.6 billion, of which \$12.3 billion is attributed to local funds and \$4.4 billion to grant funds. The City’s largest budgeted local fund, at \$5.7 billion, is the Corporate Fund.

The increase in the overall budget since 2023 and continuing into 2024 is largely due to intergovernmental transfers, including the State Income Tax, as well as the Personal Property Replacement Tax. The 2024 budget also increases use of prior year available resources by \$192.2 million.

Revenue estimates for the proposed budget are driven by the economic conditions the City is expected to experience, which include a decline in collections from the Real Property Transfer Tax.

Employee-related costs consistently represent the largest portion of the City’s local fund expenses. Personnel services account for \$4.6 billion in the local funds. This expenditure type includes salaries and wages, as well as other personnel related costs, including overtime pay and unemployment compensation, as well as other types of supplemental earnings.

Healthcare is a significant citywide expenditure. Employee benefits are budgeted at \$643.2 million across local funds, and workers’ compensation is budgeted at \$75.8 million.

The other main component of employee-related costs is pensions. In the proposed budget, pension funds account for \$2.8 billion. This includes loss of collections and is discussed further in the Pension Fund section of this document.

In the local funds, there are 33,397 budgeted positions, and a total of 35,049 when including Full-Time Equivalents (“FTEs”). Across all funds, including grants, there are 35,026 budgeted positions, and 36,729 FTEs.

Approximately 89 percent of the City’s personnel are union members covered by collective bargaining agreements. These collective bargaining agreements set forth benefits plans and scheduled salary increases for covered employees, and the City is contractually obligated to adhere to these benefits and salary schedules. Detailed information on union salary schedules can be found in the official published Budget Recommendations document.

Additional detail regarding the City’s revenue sources by fund is provided in the Budget Detail pages at the end of this document. Historical information and a more detailed discussion of year-end estimates for each of the City’s sources of revenue and expenditures can be found in the Chicago Budget Forecast.

For definitions of the taxes, other revenue sources, and fund types discussed in this document, please refer to the Glossary.

Summary of Proposed Budget - All Funds

	2023 Budget	2024 Proposed
Corporate Fund	\$5,436.3M	\$5,709.2M
Special Revenue Funds	\$1,129.2M	\$1,168.0M
Pension Funds	\$2,666.7M	\$2,805.4M
Debt Service Funds	\$680.5M	\$614.3M
Enterprise Funds	\$3,428.4M	\$3,525.7M
Grant Funds	\$4,634.0M	\$4,390.8M
Total	\$17,975.0M	\$18,213.4M
Deduct Transfers between Funds	(\$1,449.3M)	(\$1,448.4M)
Deduct Proceeds of Debt	(\$114.6M)	(\$117.1M)
Total	(\$1,563.9M)	(\$1,565.5M)
Grand Total	\$16,411.1M	\$16,647.9M

¹ The 2023 Budget figures are based on the Annual Appropriation Ordinance and do not include any subsequent amendments.

² Proceeds of debt issuances transferred between funds and reimbursements or internal transfers between funds are deducted from the total resources to more accurately reflect the City appropriation. Total resources include revenues generated during the year and prior year savings and available resources.

2024 BUDGET OVERVIEW FINANCIAL SUMMARIES

CORPORATE FUND

The Corporate Fund is the City’s general operating fund, supporting basic city operations and services, such as public safety, public health, and small business assistance. The proposed 2024 budget for Corporate Fund resources totals \$5.7 billion, an increase of \$272.9 million, or 5.0 percent, above last year’s budget.

CORPORATE FUND REVENUE

Tax Revenue

Corporate Fund tax revenue consists of local tax revenue and intergovernmental tax revenue. Local tax revenue includes Utility, Transaction, Transportation, Recreation, and Business Taxes, as well as City-collected Sales Tax. Intergovernmental tax revenue includes State Income Tax, Personal Property Replacement Tax (“PPRT”), Municipal Auto Rental Tax, and Reimbursements for City services. The proposed 2024 budget anticipates local tax revenues will increase by \$78.2 million, or 3.7 percent, above last year’s budget to \$2.2 billion, and intergovernmental revenues will increase by \$228.7 million, or 35.2 percent, from last year’s budget to \$878.3 million.

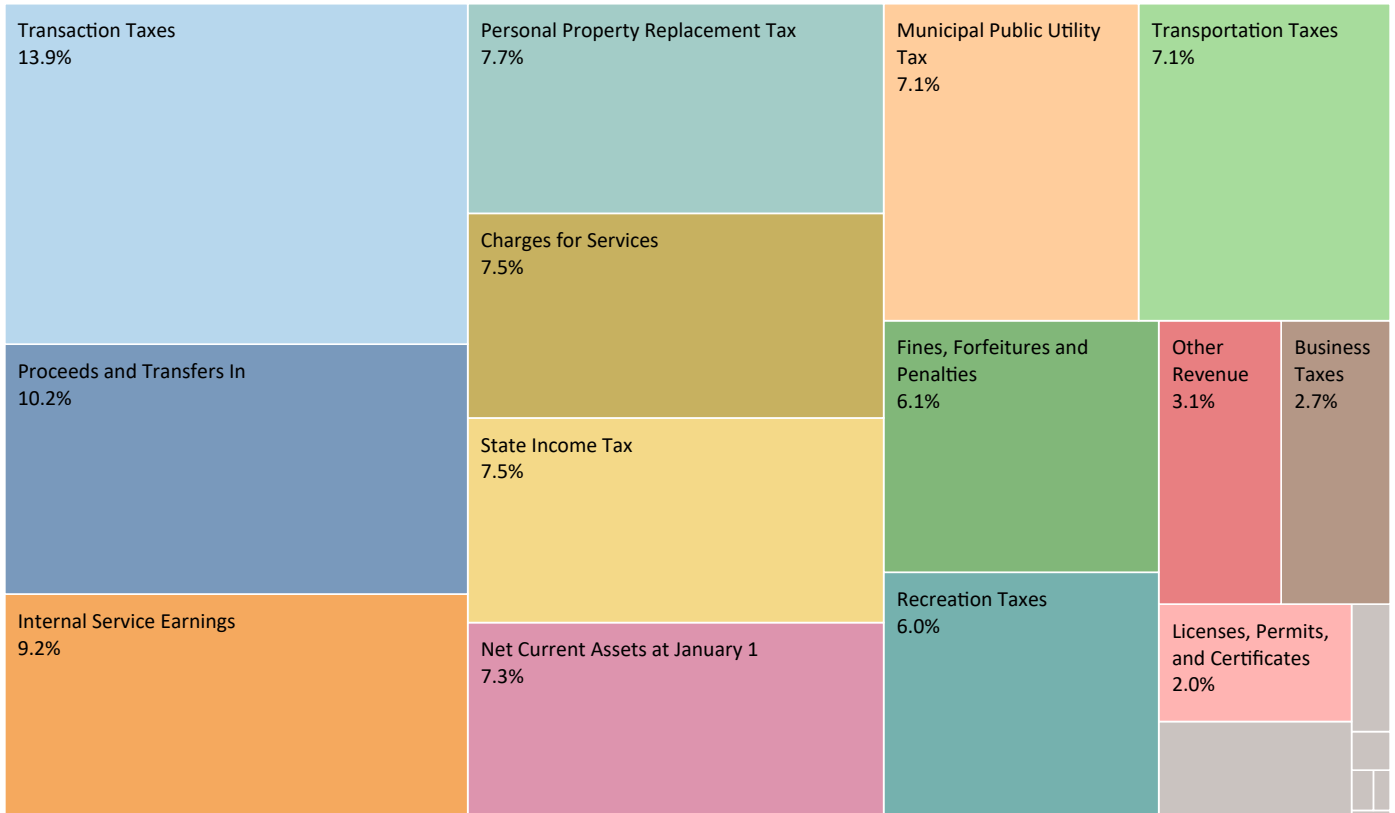
Municipal Public Utility Tax

Municipal public utility taxes include taxes on electricity, natural gas, and telecommunications, as well as fees received from cable companies for the right to operate within the City of Chicago. Utility taxes and fees are expected to total \$407.3 million in 2024, an increase of \$0.7 million from the 2023 budget. Numerous factors impact utility tax revenues including weather, natural gas prices, rate changes, and evolving technologies that affect consumer behavior and energy use.

Sales and Use Taxes

Sales and use tax revenues (“Sales Tax”) have historically been the largest single revenue source in the City’s Corporate Fund. As further described below in the Proceeds and Transfers-In section, in December 2017, the City sold to the Sales Tax Securitization Corporation (“STSC”) the City’s rights to receive Sales Tax revenues collected by the State. Currently, residual revenue received from the STSC is recorded in proceeds and transfers in. Certain Sales Taxes imposed by the City and collected by the City were not sold to the STSC and therefore do not flow through it.

Summary of Estimated Resources - Corporate Fund



Chicago Sales Tax / Home Rule Retailers' Occupation Tax = 1.7%; Leases, Rentals and Sales = 0.4%; Municipal Parking = 0.1%; Interest Income = 0.1%; Municipal Auto Rental Tax = 0.1%; Reimbursements for City Services = 0.0%

2024 BUDGET OVERVIEW FINANCIAL SUMMARIES

The City-collected Sales Taxes, which consist of the use tax on non-titled personal property authorized by the Home Rule Municipal Use Tax Act of the State, the use tax on titled personal property on sales outside the six-county area authorized by the Home Rule Municipal Use Tax Act of the State, as well as Restaurant Tax and Private Vehicle Use Tax, are included as local tax revenues. In 2024, the City-collected Sales Taxes are estimated to generate revenue totaling \$96.1 million.

Transaction Taxes

Transaction taxes include taxes on the transfer of real estate, the lease or rental of personal property, and the lease of motor vehicles in the City. Transaction taxes are expected to generate revenue totaling \$795.7 million in 2024. Real Property Transfer Tax revenue is anticipated to total approximately \$142.2 million, a decline of \$79.1 million over the 2023 budget. The Personal Property Lease Tax is expected to total \$647.7 million, an increase

of approximately 10.8 percent over the 2023 budget of \$584.8 million due to continued tax enforcement to increase compliance as well as increases in the underlying costs of rentals and services.

Transportation Taxes

Transportation taxes include taxes on parking, vehicle fuel purchases, and the provision of ground transportation for hire. Transportation taxes are expected to generate revenue totaling \$403.1 million in 2024, which is 9.5 percent higher than the 2023 budget due to the rise of ride-sharing services and parking garage usage.

Recreation Taxes

Recreation taxes include taxes on amusements, automatic amusement devices, the mooring of boats in the City's harbors, liquor purchases, cigarette and e-cigarette purchases, purchases of non-alcoholic beverages, cannabis, and off-track betting. Recreation taxes are

Detail of Estimated Resources - Corporate Fund

		2023 Budget	2024 Proposed	Difference (%)
Local Tax	Municipal Public Utility Tax	\$406.5M	\$407.3M	0.2%
	Chicago Sales Tax / Home Rule Retailers' Occupation Tax	\$90.1M	\$96.1M	6.6%
	Transaction Taxes	\$811.8M	\$795.7M	-2.0%
	Transportation Taxes	\$367.9M	\$403.1M	9.5%
	Recreation Taxes	\$318.4M	\$344.3M	8.1%
	Business Taxes	\$128.2M	\$154.8M	20.7%
	Total	\$2,123.0M	\$2,201.2M	3.7%
Proceeds and Transfers In	Proceeds and Transfers In	\$865.8M	\$580.7M	-32.9%
	Total	\$865.8M	\$580.7M	-32.9%
Intergovernmental Revenue	State Income Tax	\$377.4M	\$430.3M	14.0%
	Personal Property Replacement Tax	\$266.0M	\$441.8M	66.1%
	Municipal Auto Rental Tax	\$4.2M	\$4.2M	-0.7%
	Reimbursements for City Services	\$2.0M	\$2.0M	0.0%
	Total	\$649.6M	\$878.3M	35.2%
Local Non-Tax Revenue	Licenses, Permits, and Certificates	\$123.6M	\$115.3M	-6.7%
	Fines, Forfeitures and Penalties	\$302.2M	\$347.9M	15.1%
	Charges for Services	\$363.6M	\$430.5M	18.4%
	Municipal Parking	\$7.7M	\$7.7M	0.0%
	Leases, Rentals and Sales	\$32.0M	\$24.8M	-22.3%
	Interest Income	\$10.3M	\$3.5M	-66.0%
	Internal Service Earnings	\$586.5M	\$528.0M	-10.0%
	Other Revenue	\$150.0M	\$177.0M	18.0%
Total	\$1,575.8M	\$1,634.7M	3.7%	
	Net Current Assets at January 1	\$222.1M	\$414.3M	86.5%
Total	\$222.1M	\$414.3M	86.5%	
Grand Total		\$5,436.3M	\$5,709.2M	5.0%

¹ The 2023 Budget figures are based on the Annual Appropriation Ordinance and do not include any subsequent amendments.

2024 BUDGET OVERVIEW FINANCIAL SUMMARIES

expected to generate revenue totaling \$344.3 million in 2024, an increase of \$25.9 million from the 2023 budget. This increase is driven by continued recovery in Amusement Tax revenue.

Business Taxes

Business taxes include taxes on hotel accommodations and on paper and plastic disposable shopping bags. In total, the City's business taxes are expected to generate \$154.8 million in 2024. The Hotel Accommodations Tax generates a majority of the revenues that make up the City's business taxes. Hotel Accommodations Tax revenue is projected to be \$144.7 million in 2024, an increase from the 2023 budget of \$120.1 million. The Checkout Bag Tax is projected to increase from the 2023 budget, totaling \$10.1 million.

Intergovernmental Revenue

Intergovernmental revenues are primarily made up of a distributive share of the State of Illinois Income Tax and Personal Property Replacement Tax ("PPRT"), both of which are distributed to the City by the State based on defined formulas. Intergovernmental tax revenues are expected to total \$878.3 million in 2024, which is a 35.2 percent increase from the 2023 budget.

The City continues to benefit from significant increases in both individual and corporate income tax revenues at the State level. Income Tax revenue in 2024 is expected to total \$430.3 million, while PPRT revenue is expected to total \$441.8 million.

Local Non-Tax Revenue

The 2024 proposed budget forecasts that non-tax revenues will increase by \$58.9 million from the 2023 budget to \$1.6 billion. This increase is primarily driven by charges for services, reimbursement, interest, and other revenue. Non-tax revenue consists of fees charged for the issuance of licenses and permits; fines, forfeitures and penalties for traffic or other violations; various charges for services; municipal parking; leases, rentals and sales of City-owned property; internal service earnings; and interest and other revenue.

Licenses and Permits

Total revenue from licenses and permits is projected to be \$115.3 million in 2024. These revenues include fees charged for the issuance of business licenses, alcohol dealer licenses, building and demolition permits, and various other permits.

Fines, Forfeitures, and Penalties

Fines, forfeitures, and penalties include fines from parking tickets, tickets for traffic violations, and other penalties assessed in administrative hearings or the courts. Revenue from fines, forfeitures, and penalties in 2024 is estimated to be \$347.9 million.

Charges for Services

Revenues from charges for services are expected to increase in 2024 to \$430.5 million. Charges for services include fees charged for inspections, public information requests, police, and other safety services such as emergency transportation services. This increase is driven primarily by reimbursements for emergency transportation services, which have trended higher than budgeted in 2023.

Leases, Rentals, and Sales

Revenue generated from the lease or sale of City-owned land and other property accounts for less than 1 percent of overall Corporate Fund revenue each year. Total revenues from such leases and sales are expected to decrease to \$24.8 million in 2024 from \$32.0 million in 2023.

Reimbursements, Interest, and Other Revenue

On an annual basis, the City declares a portion of the funds in active Tax Increment Financing ("TIF") districts as surplus revenue, returning a proportionate share of the funds to the City's operating budget based on the City's share of the composite tax rate. For the 2024 budget, the City expects to receive a total of \$100.1 million in surplus TIF revenue. Additionally, the City has identified \$41.0 million in aging revenue accounts that will be swept to the Corporate Fund as part of the 2023 budget.

Proceeds and Transfers-In

Proceeds and transfers-in are resources that are moved from other funds into the Corporate Fund. In 2024, transfers-in are projected to be \$580.7 million, including a combined \$28.0 million of investment income from the asset lease and concession reserves. In October 2017, the City Council passed an ordinance authorizing the creation of a Sales Tax Securitization Corporation ("STSC"). Under this agreement, the City receives the proceeds of bonds issued by the STSC as well as residual sales tax revenues not used to make debt service payments. The State-collected portion of the City's Sales Tax (Home Rule Occupation Tax and Use Tax or "HROT") and the City's share of the State's Sales and Use Taxes (Municipal Retailer Occupation Tax or "MROT") are sold to the STSC and any remaining revenue not used for debt service are

2024 BUDGET OVERVIEW FINANCIAL SUMMARIES

now transferred into the Corporate Fund. These MROT and HROT collections are projected to increase from the 2023 budget due to an improving economy and inflation raising the prices of most consumer goods. The City anticipates residual revenue transferred to the City from the STSC to total \$552.7 million.

Net Current Assets

Prior years' savings and sustainable revenue growth along with spending controls and other efficiencies resulted in a Corporate Fund balance that allowed the City to make deposits to its Rainy-Day Fund. This past financial management practice provides the City with reserves to draw on during economic downturns. The 2024 budget includes \$414.3 million from available fund balance, including \$259 million allocated for the supplemental pension payment.

2024 BUDGET OVERVIEW FINANCIAL SUMMARIES

EXPENDITURES

Proposed expenditures for the City’s Corporate Fund total \$5.7 billion. This section discusses the proposed budget both in terms of the types of expenditures - such as personnel expenditures, commodities and materials, and contractual services - and in terms of the functional categories of expenditures - such as public safety, finance and administration, and community services.

EXPENDITURES BY TYPE

Personnel

Personnel costs consistently represent the largest portion of the City’s Corporate Fund budget. Under the proposed budget, personnel costs account for \$3.4 billion, or 58.7 percent. This expenditure type includes appropriations related to salaries and wages, healthcare, overtime pay, and unemployment compensation. This represents an increase of \$162.7 million from the previous budget.

Budgeted personnel expenses account for contractual, prevailing rate, and other wage increases for both union and non-union employees.

Non-Personnel

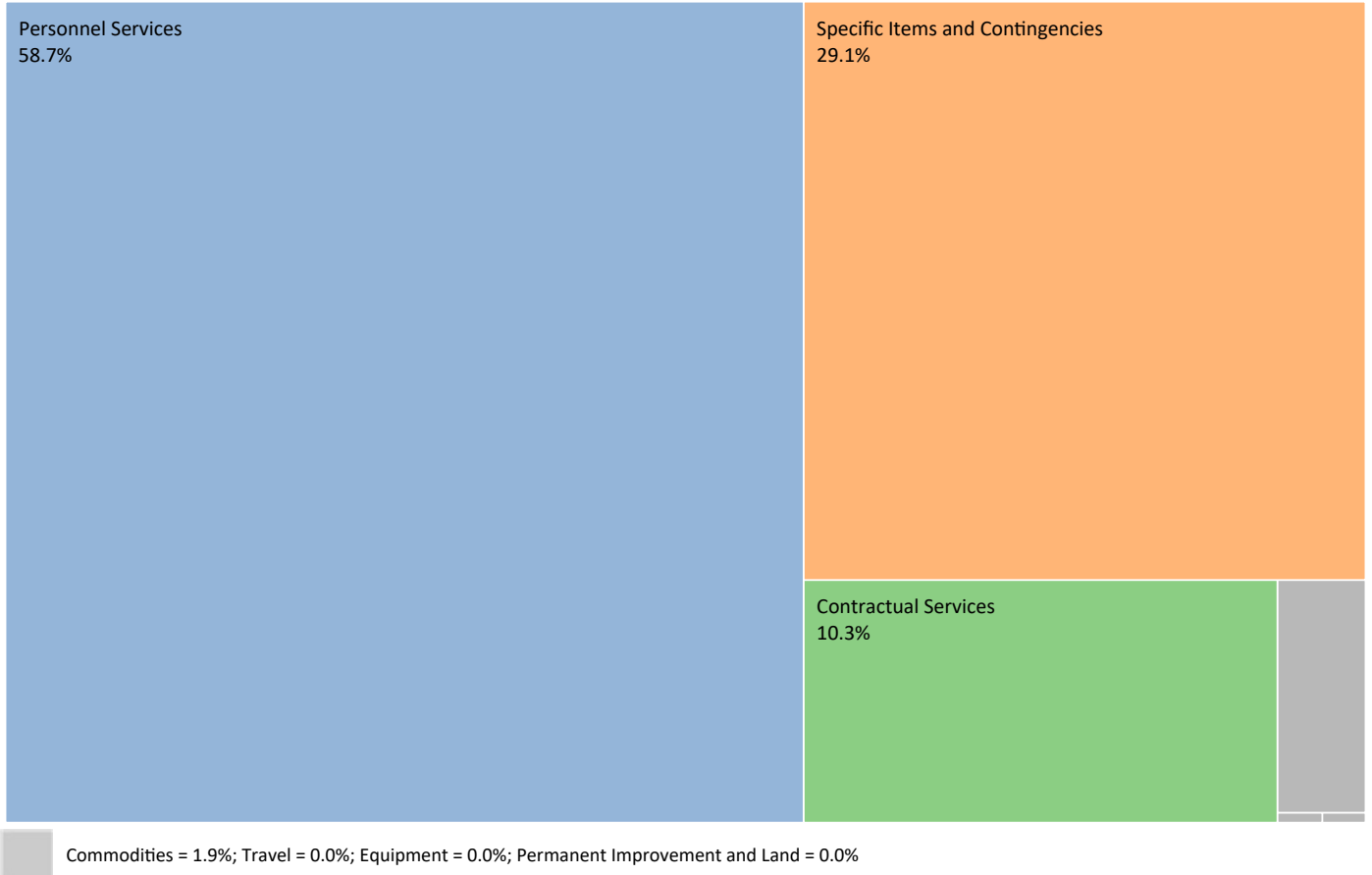
Non-personnel expenses represent \$2.4 billion of the proposed Corporate Fund budget, an increase of 4.9 percent compared to the previous budget.

The most significant portion of non-personnel expenditures is Specific Items and Contingencies. This expenditure type includes pension contributions, transfers, reimbursements, settlements and judgments, bond proceeds, non-personnel programmatic expenses, and other related expenditures. In the proposed budget, \$1.7 billion is budgeted for Specific Items and Contingencies, an increase of \$83.5 million from the previous budget.

Pension contributions represent \$800.2 million in the Specific Items and Contingencies budget. This is an increase of \$155.3 million from the previous budget.

The change in Pension contributions is due to increases in actuarially-calculated contributions and advance pension payments.

Summary of Proposed Expenditures - By Type - Corporate Fund



2024 BUDGET OVERVIEW FINANCIAL SUMMARIES

Contractual services make up \$586.7 million of the proposed Corporate Fund budget. This expenditure type includes the cost of information technology systems, repair and maintenance of equipment, software maintenance and licensing, property rental, and other professional service contracts.

Approximately \$105.7 million of the proposed Corporate Fund expenses are allocated to Commodities. These expenses include items such as office supplies, small tools and equipment, and repair parts for City vehicles, as well as the cost of utilities and motor fuel.

Summary of Proposed Expenditures - By Type - Corporate Fund

	2023 Budget	2024 Proposed	Difference (%)
Personnel Services	\$3,189.9M	\$3,352.6M	5.1%
Contractual Services	\$569.8M	\$586.7M	3.0%
Travel	\$1.5M	\$2.1M	40.4%
Commodities	\$96.4M	\$105.7M	9.6%
Equipment	\$2.2M	\$2.2M	-1.5%
Permanent Improvement and Land	\$0.0M	\$0.0M	0.0%
Specific Items and Contingencies	\$1,576.4M	\$1,659.9M	5.3%
Grand Total	\$5,436.3M	\$5,709.2M	5.0%

¹ The 2023 Budget figures are based on the Annual Appropriation Ordinance and do not include any subsequent amendments.

2024 BUDGET OVERVIEW FINANCIAL SUMMARIES

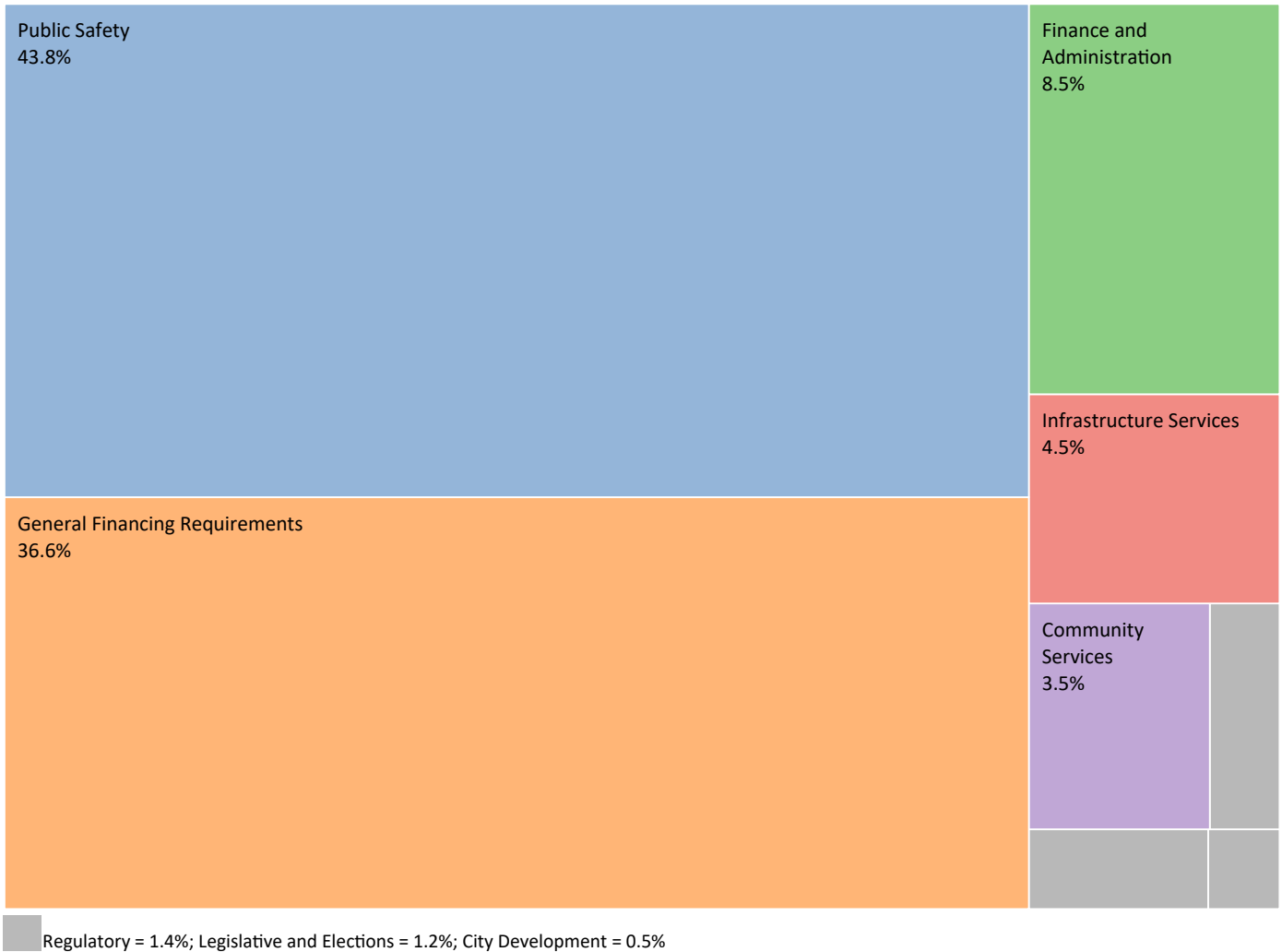
PROPOSED BUDGET BY FUNCTION

City departments are organized into the following functional groups: Finance and Administration, Legislative and Elections, City Development, Community Services, Public Safety, Regulatory, and Infrastructure Services.

Public Safety represents the largest functional category of expenses at 43.8 percent of the proposed Corporate Fund budget, while Infrastructure Services and Finance and Administration represent 4.5 percent and 8.5 percent, respectively. City Development and Community Services together represent 4.0 percent of the proposed Corporate Fund budget, as most programs and services in these departments are funded primarily by grants.

Citywide expenditures such as pension contributions, debt service, and employee healthcare are budgeted separately from City departments and accounted for under the General Financing Requirements category. These expenses represent 36.6 percent of the proposed Corporate Fund budget.

Summary of Proposed Expenditures - By Function



2024 BUDGET OVERVIEW FINANCIAL SUMMARIES

SPECIAL REVENUE FUNDS

Special revenue funds are used to account for revenue from specific taxes and other sources that, by law, are designated to finance particular functions.

Vehicle Tax Fund

The primary source of revenue to the Vehicle Tax Fund is the sale of vehicle stickers, which funds the repair, maintenance, and improvement of Chicago streets and roadways. Pursuant to the Municipal Code, vehicle sticker rates increase every two years based on the consumer price index (“CPI”). The current annual rate for a vehicle sticker for a passenger vehicle is \$95.42. This is set to increase on January 1, 2024 to \$100.19. Vehicle sticker revenue in 2024 is estimated to be \$128.8 million.

Total Vehicle Tax Fund resources are expected to be \$267.5 million in 2024, a \$13.1 million increase over the prior year’s budget. In addition to revenue from vehicle stickers, this includes \$94.8 million in reimbursements for capital projects as well as \$22.6 million in pavement cut fees.

Motor Fuel Tax Fund

The revenues for the Motor Fuel Tax (“MFT”) Fund are strictly for maintenance and repair of the right-of-way, and debt service on MFT backed loans. MFT revenues are generated primarily through a \$0.454 per gallon tax on gasoline and \$0.529 per gallon tax on diesel imposed by the State, of which the City receives a population-based distributive share. Revenues from this tax are expected to increase by \$2.7 million from the 2023 budget to \$116.0 million in 2024. Total 2024 resources for the MFT Fund are budgeted at \$149.0 million.

The appropriation of MFT funds requires approval from the Illinois Department of Transportation. MFT funds are used for pavement, concrete, street sign, street lighting, traffic signal, bridge maintenance, traffic study, street lighting energy, and road salt costs.

Library Fund

The Library Fund supports the maintenance and operations of the Chicago Public Library (“CPL”) system. Revenue to this fund includes proceeds from CPL’s portion of the City’s

Summary of Estimated Resources - Special Revenue Funds

	2023 Budget	2024 Proposed	Difference (%)
Vehicle Tax Fund	\$254.4M	\$267.5M	5.1%
Motor Fuel Tax Fund	\$126.5M	\$149.0M	17.8%
Library Fund	\$139.3M	\$144.8M	4.0%
Emergency Communication Fund	\$183.1M	\$183.7M	0.3%
Special Events and Municipal Hotel Operators' Occupation Tax Fund	\$46.1M	\$65.0M	41.1%
Controlled Substances Fund	\$0.1M	\$0.1M	0.0%
Affordable Housing Opportunity Fund	\$34.2M	\$12.2M	-64.4%
CTA Real Property Transfer Tax Fund	\$93.0M	\$56.9M	-38.8%
Tax Increment Financing Administration Fund	\$16.8M	\$17.9M	6.6%
Chicago Police CTA Detail Fund	\$30.0M	\$30.0M	0.0%
Chicago Parking Meters Fund	\$6.5M	\$6.5M	0.0%
Garbage Collection Fund	\$61.7M	\$70.9M	15.0%
Houeshare Surcharge - Homeless Services Fund	\$12.9M	\$14.9M	15.5%
Foreign Fire Insurance Tax Fund	\$27.1M	\$25.3M	-6.5%
Houeshare Surcharge - Domestic Violence Fund	\$10.5M	\$11.1M	5.4%
Cannabis Regulation Tax	\$9.8M	\$12.7M	30.4%
Citywide Adopt-a-landmark Fund	\$11.6M	\$10.8M	-7.4%
Construction and Demolition Debris Management Fund	\$0.0M	\$0.4M	
Local Impact Fund	\$11.5M	\$12.3M	6.8%
Neighborhoods Opportunity Fund	\$54.1M	\$58.1M	7.3%
Opioid Settlement Fund	\$0.0M	\$16.0M	
Vaping Settlement Fund	\$0.0M	\$2.0M	
Grand Total	\$1,129.2M	\$1,168.0M	3.4%

¹ The 2023 Budget figures are based on the Annual Appropriation Ordinance and do not include any subsequent amendments.

2024 BUDGET OVERVIEW FINANCIAL SUMMARIES

Property Tax levy, as well as revenue from facility rentals.

Property Tax revenue for the Library Fund in 2024 will total \$117.3 million. Revenue from facility rentals and other revenues are projected to generate \$785,000 of revenue. These revenue sources and estimated prior year fund balance bring the total 2024 available resources to \$144.8 million to fund the library system. Additional information on CPL's budget and programming can be found in the departmental summary section of this document.

Emergency Communications Fund

The Emergency Communication Surcharge and its allowable rates are authorized by State law. In 2018, the maximum allowable charge was increased to \$5.00 per line per month. This surcharge is billed to subscribers of telecommunications services within the City of Chicago.

The City's current 911 monthly surcharge funds the City's emergency communications operations as well as investments in a new 911 system. In 2024, the City expects to collect approximately \$167.2 million in surcharge revenue. There is a projected \$8.6 million fund balance, as well as a transfer in of \$7.8 million to continue updating the City's Computer Aided Dispatch ("CAD") system. The CAD upgrade will improve the efficiency and effectiveness of emergency response and better serve residents calling 911.

Special Events and Hotel Tax Fund

The Special Events and Hotel Operators' Occupation Tax Fund supports the promotion of tourism and cultural and recreational activities in Chicago. Revenue to this fund comes primarily from the State's Municipal Hotel Occupation Tax and special event-related revenues.

In 2024, total revenues to this fund are expected to see a 41.1 percent increase over the prior year's budget. The 2024 expected revenue for Municipal Hotel Tax revenue is \$27.4 million. Along with revenues from food, beverages, ticket sales, vendor fees, and corporate sponsorship at City special events, the total resources for this fund are projected to be approximately \$65.0 million.

Controlled Substances Fund

The City appropriates funds to the Controlled Substances Fund pursuant to the Illinois Controlled Substances Act. Funds must be used in the enforcement of laws regulating controlled substances and cannabis. The 2024 revenue for the Controlled Substances Fund is expected to be \$100,000.

Affordable Housing Opportunity Fund

Revenue for the Affordable Housing Opportunity Fund ("AHOF") is collected through the City's density bonus program and the Affordable Requirements Ordinance ("ARO"). The ARO requires residential developments that are downtown planned developments or that receive increased density to provide a percentage of units at affordable rents or contribute to affordable housing elsewhere. These revenues are used to meet permanent housing needs of Chicago's low-income residents.

AHOF revenue allows the City to allocate resources for rental subsidies and Multiyear Affordability through Upfront Investment ("MAUI") through the Chicago Low Income Housing Trust Fund. Resources available for 2024 are anticipated to total \$12.2 million, including \$4.5 million of prior year available resources.

CTA Real Estate Transfer Tax Fund

The Chicago Transit Authority ("CTA") Real Estate Transfer Tax Fund accounts for revenue from the advance Real Estate Transfer Tax to support public transportation in the City. The City collects and distributes the tax to the CTA each year. Like the City's Real Property Transfer Tax, these revenues are anticipated to decrease in 2024 as the real estate market in Chicago saw a slowdown in activity. Revenue to this fund is projected at \$56.9 million in 2024.

TIF Administration Fund

The Tax Increment Financing ("TIF") Administration Fund accounts for all administrative expenses incurred by the City to operate and maintain its TIF program. In 2024, \$17.9 million of such expenses will be reimbursed to this fund from the City's TIF funds. TIF funds and surplus are discussed in the Other Funds section of this document.

Chicago Police CTA Detail

An intergovernmental agreement between the Chicago Police Department and CTA allows sworn officers to be paid for providing security on CTA property during off-duty hours through the voluntary Special Employment Program. The CTA reimburses the City for these expenditures. In 2024, revenues are anticipated to be \$30.0 million.

Chicago Parking Meters Fund

As a result of a 2008 75-year concession agreement on the City's parking meters, the City is obligated to make reconciliation payments to Chicago Parking Meters LLC when parking meter rates are not adjusted for consumer price index increases and when parking spaces are

2024 BUDGET OVERVIEW FINANCIAL SUMMARIES

removed from service. Revenue to this fund comes from certain activities related to parking meters, such as fees charged to contractors for temporary meter closure and a convenience fee for pay-by-cell, as well as the addition of meters not included in the original contract. Revenues of \$6.5 million are expected in 2024.

Garbage Collection Fund

Chicago residences receiving City-provided garbage collection services are charged a \$9.50 monthly fee per dwelling unit. City garbage collection crews collect refuse from single-family homes and multi-family buildings with four units or less. The Garbage Fee is included as a separate line on the City's water, sewer, and garbage utility bill. The City estimates collection of \$62.3 million in Garbage Fee revenue in 2024. All expenses for this fund are tied to the collection of residential refuse.

Homeless Services Fund

Revenues to the Homeless Services Fund are dedicated to services for homeless families, funded by a four percent Hotel Tax surcharge assessed on vacation rentals or shared housing units. Revenue from this houseshare surcharge has continued to recover since pandemic lows seen through 2021. Revenues of \$7.1 million along with reconciliation of prior year revenues will provide the fund with total 2024 resources of \$14.9 million.

Neighborhoods Opportunity Fund

Neighborhoods Opportunity Fund revenue is generated from the collection of the Neighborhood Opportunity Bonus, payments received in exchange for density bonuses that allow developers to exceed zoning limits for a specific development site. The Bonus functions to enable developers of downtown construction projects to increase density in exchange for voluntary payments, thereby generating resources to support economic activity in West, Southwest, and South Side commercial corridors. 80.0 percent of the revenue from the Neighborhood Opportunity Bonus is dedicated to the Neighborhoods Opportunity Fund for equitable neighborhood development in commercial corridors. The remaining revenue from the Bonus is discussed below.

In 2024, these fees are expected to generate \$3.2 million for the Neighborhoods Opportunity Fund. Resources available for 2024 are anticipated to total \$58.1 million, including \$51.8 million of prior year available resources.

Citywide Adopt-a-Landmark Fund

10.0 percent of funding from the Neighborhood Opportunity Bonus, discussed in detail above, goes toward the Citywide Adopt-a-Landmark Fund to improve and maintain landmarks throughout the City.

In 2024, these fees are expected to generate \$403,000 for the Citywide Adopt-a-Landmark Fund. Resources available for 2024 are anticipated to total \$10.8 million, including \$10.0 million of prior year available resources.

Local Impact Fund

10.0 percent of funding from the Neighborhood Opportunity Bonus goes toward the Local Improvement Fund for local infrastructure improvements within one mile of the contributing development, including public transit facilities, streetscapes, open spaces, river walks, and other sites.

In 2024, these fees are expected to generate \$403,000 for the Local Impact Fund. Resources available for 2024 are anticipated to total \$12.3 million, including \$11.5 million of prior year available resources.

Foreign Fire Insurance Tax Fund

Foreign Fire Insurance Tax revenues are collected by the City and distributed to the Foreign Fire Insurance Board per State statute. The City estimates \$7.5 million will be collected in 2024 and total resources available will be \$25.3 million.

Domestic Violence Fund

Domestic Violence Fund revenue is generated through a 2.0 percent Hotel Tax surcharge assessed on vacation rentals or shared housing units. Revenue had fallen drastically due to the pandemic but has continued to recover as short-term rental activity returned to pre-pandemic levels. Revenue of \$4.2 million along with reconciliation of prior year revenues will provide the fund with total 2024 resources of \$11.1 million.

Cannabis Regulation Tax Fund

Cannabis Regulation Tax Fund revenue is generated through State taxes, license fees, and other revenues derived from recreational cannabis and shared with local governments based on population. In 2024, \$12.7 million in total resources will be available to support crime prevention programs, training, and interdiction efforts of other banned substances.

2024 BUDGET OVERVIEW FINANCIAL SUMMARIES

ENTERPRISE FUNDS

Enterprise funds support the operation, maintenance, and capital costs of the City’s water and sewer systems and O’Hare and Midway International Airports. These self-supporting funds operate like commercial enterprises, in that each pays expenses with revenue derived from charges and user fees for the services it supports.

Water Fund

Effective June 1, 2023, water rates increased by 5.0 percent. Pursuant to the Municipal Code, water rates increase annually in line with the consumer price index (“CPI”) with a cap of 5.0 percent for years when the CPI rises higher than 5.0 percent. The impact of this increase is approximately \$0.22 per 1,000 gallons of water, resulting in a rate of approximately \$4.55 per 1,000 gallons of water. Sewer service charges increased by the same amount, as sewer charges are billed at 100.0 percent of water charges.

Water service charges paid by residents are directed to the Water Fund. The Water Fund is projected to have \$950.8 million in total available resources in 2024, of which water fees (from both residential and wholesale accounts) are projected to generate \$812.8 million, or 85 percent of total revenue. An additional \$46.6 million will come from transfers from other funds for work performed by the Department of Water Management, another \$25.0

million is derived from other sources including penalties, permit fees, and interest, and an additional \$56.4 million is from prior year available resources.

Sewer Fund

Sewer charges, which are set at 100.0 percent of water charges, are directed to the Sewer Fund. The Sewer Fund is projected to have \$441.2 million in total available resources in 2024, of which sewer fees are projected to generate \$387.0 million, with an additional \$28.6 million from prior year available resources and the remaining funding from transfers from other funds.

O’Hare and Midway Airport Funds

O’Hare and Midway airport operations are funded through landing fees, terminal rent, and other fees paid by airlines, as well as non-airline sources, such as charges for parking and revenues from concessions in the terminals. The amount that the airlines pay each year is established at each airport on a residual basis – the airlines are charged the amount that is needed to pay for operating expenses and debt service after taking into account non-airline revenues. In 2024, total revenues from airport operations, including concessions, rental fees, and airline rates and charges are projected to be \$1.7 billion for O’Hare and \$390.5 million for Midway.

Summary of Estimated Resources - Enterprise Funds

	2023 Budget	2024 Proposed	Difference (%)
Water Fund	\$933.9M	\$950.8M	1.8%
Sewer Fund	\$457.7M	\$441.2M	-3.6%
Chicago Midway Airport Fund	\$370.5M	\$390.5M	5.4%
Chicago O’Hare Airport Fund	\$1,666.3M	\$1,743.3M	4.6%
Grand Total	\$3,428.4M	\$3,525.7M	2.8%

¹ The 2023 Budget figures are based on the Annual Appropriation Ordinance and do not include any subsequent amendments.

2024 BUDGET OVERVIEW FINANCIAL SUMMARIES

GRANT FUNDS

The City receives grant funds and donations from various federal, state, and local government agencies, as well as private organizations. While these funds support a wide array of City services, programs, and capital improvements, they are restricted in use by grantors for specific purposes. Grant funds are awarded to the City throughout the fiscal year, following distinct performance periods that often extend for multiple years. The varying periods often overlap with the City’s fiscal year, resulting in unspent grant funds from the City’s previous fiscal year still available for use in the coming year as carryover funds. In addition to carryover funds, the City also budgets for the full amounts of the new anticipated awards in the coming fiscal year. Because of the unique nature and timing of grant funding, the City includes in its annual appropriation ordinance an estimate of the total grant resources that will be available to departments.

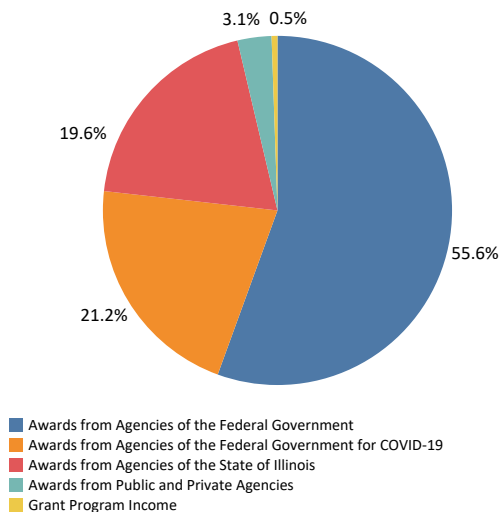
Overall, the City is projecting a \$4.4 billion grants budget in 2024, a 5.5 percent decrease from the 2023 budget. This decrease is being driven by the continual spend-down of COVID-19 pandemic relief grants. The influx of pandemic relief grants hit its peak in 2021 under the American Rescue Plan Act, more than tripling the amount of federal funding the City had to allocate towards pandemic response and recovery programs. In 2023, for the first time since the start of the pandemic, pandemic relief grants made up less than 50 percent of the City’s total grant resources. In 2024, pandemic relief grants are projected to shrink to

less than \$1 billion, 21.2 percent of the City’s 2024 grant budget. Considering this decline, the City will be analyzing the future sustainability of its pandemic relief programs and evaluating alternative funding sources.

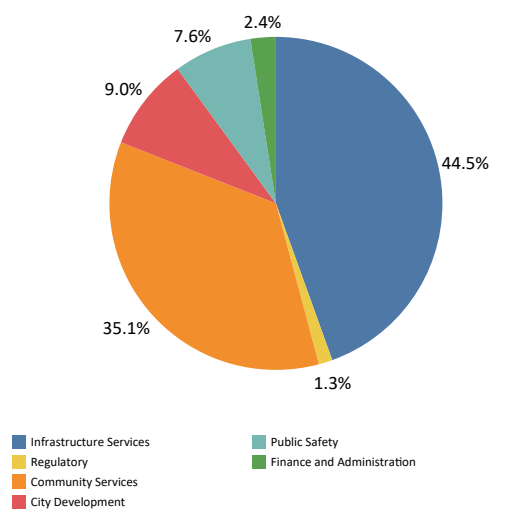
While pandemic relief grants are driving an overall decrease to Citywide grant funding, the decline is offset by continued growth in infrastructure grant funding. In 2023, the City received \$2.6 billion in non-pandemic relief grants, a 29.5 percent annual increase. The primary driver of this increase is additional grant funding for capital infrastructure improvements available to the City through the federal bipartisan infrastructure law, formally named the Infrastructure Investment and Jobs Act (“IIJA”), and the State’s multi-year capital bill Rebuild Illinois. In 2023, combined infrastructure grant awards for transportation, airport, and water projects totaled just over \$1 billion, or 43.6 percent, of the City’s non-pandemic relief grants. In 2024, the City anticipates its capital infrastructure grants budget to grow to \$1.9 billion, or 44.5 percent, of the total grant portfolio.

Considering the recent influx of infrastructure dollars, 2024 grant spending is projected to be largest for capital projects that directly impact the city’s economic vitality. This includes over \$400 million under the IIJA for investments at O’Hare and Midway Airports, over \$164 million for upgrading bridges on the Southwest and Southeast sides of Chicago, \$70 million for untangling freight and commuter rail line conflicts on the Near West Side, \$60 million for the Englewood Trail, and \$23

2024 Estimated Resources - Grants



2024 Proposed Expenditures - Grants



2024 BUDGET OVERVIEW FINANCIAL SUMMARIES

million in Community Development Block Grant funds for lead service line replacement. Capital projects often take multiple years to develop and construct and shifting timelines may push current capital grant funding into future City budget years.

The City’s second largest portfolio of 2024 grant funding is \$1.5 billion to support community services such as education, health, and human service programs for some of Chicago’s most vulnerable populations. The grant funding for these programs is projected to decline by over 10 percent from 2023 primarily due to the spend-down of pandemic relief grants. Despite the decline, the City is still making major grant investments in 2024 of over \$81.5 million for youth programs, \$53.8 million for homelessness, and \$41.4 million to address mental health. While the 2024 budget maintains these critical investments, a little less than half of the total funding, \$704.8 million, is still coming from pandemic relief grants. Finding ways to sustainably fund these programs going forward without pandemic relief funding is imperative to maintaining these investments over time.

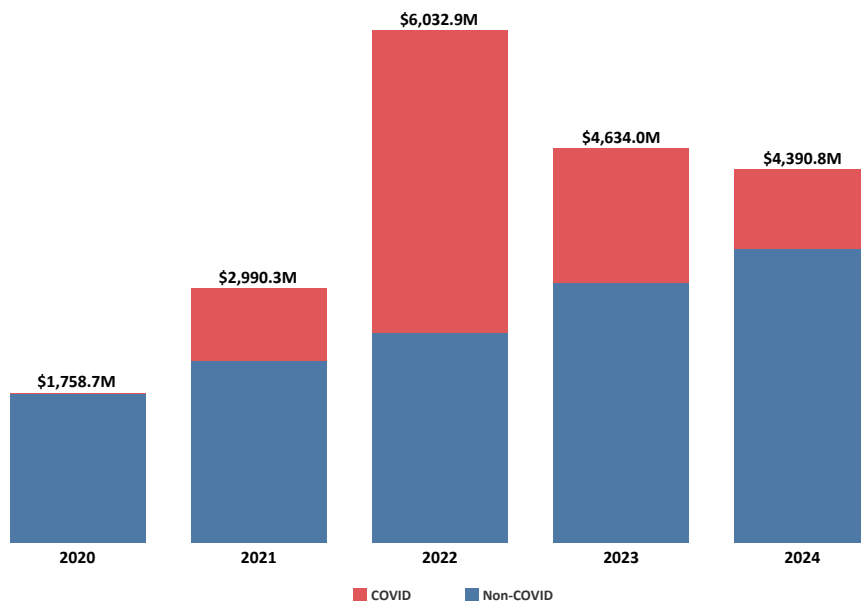
City development grant funding is also projected to decline by over 10 percent from 2023 to \$394.0 million in 2024, primarily due to pandemic relief grant spend-down. This portfolio includes grants for creating and preserving affordable housing citywide. The emergency rental assistance program, which helped keep thousands

of people in stable housing during the pandemic, went from \$175 million in 2022 down to only \$20 million projected available in 2024. In addition, federal funding for affordable housing remains flat. The City will continue to seek out new federal and state funding opportunities like the \$20 million in Illinois Housing Development Authority funds anticipated in late 2023 to fund affordable housing efforts citywide.

Grant funding also plays a major role in keeping the city safe by supplementing local resources to hire more public safety personnel, purchase state of the art equipment for first responders, prepare for emergencies, and invest in information technology. The public safety grant budget is projected to increase 6.9 percent from the 2023 budget to \$334 million in 2024. This increase is primarily driven by a \$50.0 million grant from the federal government to offset security costs incurred from hosting the Democratic National Convention.

Additional budget details for grant funds are set forth in the Grant Detail book, available on the City’s website at Chicago.gov/OBM.

Covid vs. Non-Covid Grants - Five-Year Summary



1 Historical budget figures are based on the Annual Appropriation Ordinance and do not include any subsequent amendments.

2024 BUDGET OVERVIEW FINANCIAL SUMMARIES

CAPITAL

The City’s Capital Improvement Program (“CIP”) funds the physical improvement or replacement of City-owned infrastructure and facilities with long useful lives, such as roads, bridges, water mains, facilities, and sidewalks. The City issues a five-year CIP as a spending blueprint based upon the most current revenue projections and project priorities.

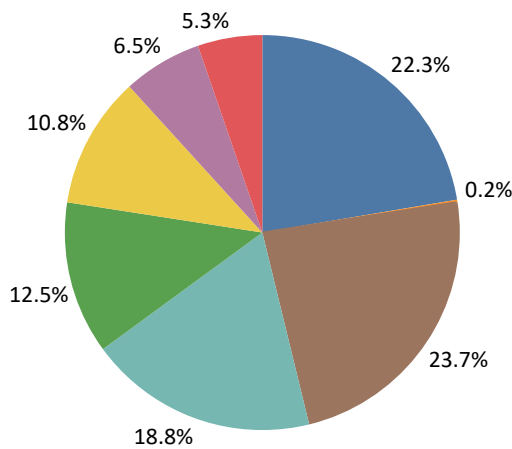
FUNDING SOURCES

The CIP is primarily funded through the following sources:

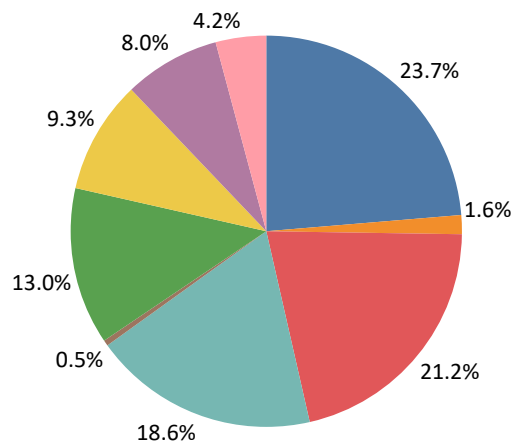
- **Bond Funding** – the City issues bonds in two forms: General Obligation Bonds (“G.O. Bonds”) which are backed by property taxes, and Revenue Bonds which are backed by Enterprise Fund Revenues of Water, Sewer, and Aviation.
- **Tax Increment Financing (“TIF”)** – TIF is a municipal financing tool to redevelop blighted areas, and is used to fund infrastructure such as streetscapes, roads, lighting, libraries, and bridges.
- **Federal Funds** – the majority of Chicago’s federally funded capital improvement projects come through the United States Department of Transportation (“USDOT”). Federal transportation funded projects require their grants to be matched and support projects such as arterial street resurfacing, bridge and viaduct rehabilitations and repairs, and transit stations.

- **State Funds** – the majority of capital improvement state funds go towards transportation projects and are administered through the Illinois Department of Transportation (“IDOT”). State funds are typically allocated for specific projects via state capital bills, State Only Chicago Commitment (“SOCC”), and the REBUILD Illinois Program.
- **Water & Sewer Funding** – a variety of sources go towards the capital improvements of the City’s water and sewer infrastructure. Water and Sewer funding comes from enterprise funds, revenue bonds, and proceeds from the Illinois Environmental Protection Agency (“IEPA”) and Water Infrastructure Finance and Innovation Act (“WIFIA”) loan programs.
- **Aviation Funding** – funding for standard capital improvements to the city’s two international airports come from revenue bonds, federal funds, and airport revenue.
- **Other Funding** – the City utilizes a variety of funding sources to execute capital projects. Other funding includes funds from other governments such as Cook County, sister agencies such as the Chicago Park District, and private funding sources.

CIP Sources



CIP Uses



- Water & Sewer Debt & Other Revenue
- City Funds
- Aviation Debt & Other Revenue
- Other Funds
- G.O. Debt
- TIF Funds
- Federal Funds
- State Funds

- Aviation
- Lakefront-Shoreline
- Transportation
- Neighborhood Infrastructure
- City Space
- Water System
- Sewer System
- Economic Development
- Municipal Facilities

2024 BUDGET OVERVIEW FINANCIAL SUMMARIES

FUNDING USES

The proposed uses of capital funding are presented in the following categories:

- Aviation – Standard capital improvements such as terminal and airfield upgrades at Midway and O’Hare airports.
- City Space – Develops new, open space in neighborhoods throughout the city.
- Economic Development – Focuses on capital improvements that will catalyze new private investment. These improvements include demolition of buildings, streetscaping, and viaduct improvements.
- Lakefront-Shoreline – Manages shoreline revetment and capital improvements to prevent erosion and deterioration of Chicago’s public shoreline.
- Neighborhood Infrastructure – Includes the Aldermanic Menu program, new street construction, residential street resurfacing, and sidewalk construction.
- Transportation – Manages capital improvements to bridges, intersection safety, major streets, railroad, traffic signals, transit and bicycle/pedestrian facilities.
- Water and Sewer System – Improvements such as replacement and repairs to the City’s water and sewer lines and related facilities.

The City’s five-year CIP details the allocation, funding source, timing, and scope of each planned capital improvement project. The most recent five-year CIP is

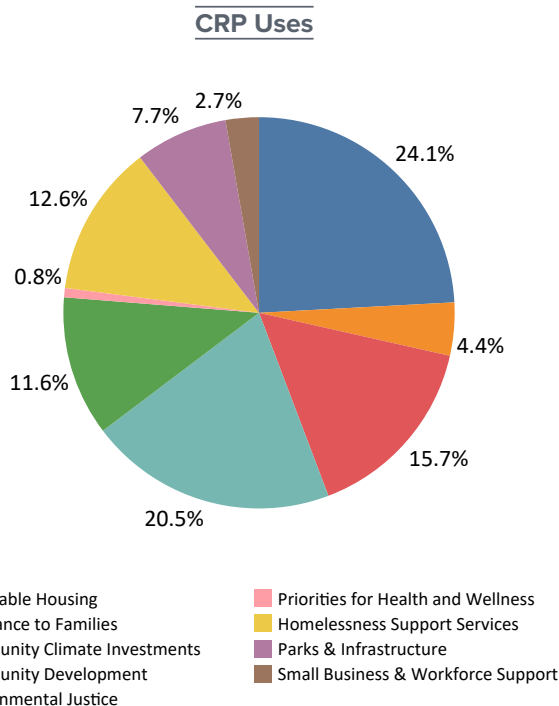
available on the City’s website at [Chicago.gov/OBM](https://chicago.gov/obm).

CHICAGO RECOVERY PLAN BOND

In addition to the Capital Improvement Program, the City announced the Chicago Recovery Plan in 2021 to invest COVID Recovery funds and bond proceeds to support an equitable economic recovery. The City will utilize \$660.1 million of G.O. Bond and Sales Tax Securitization Corporation Bond (“STSC Bond”) proceeds to fund various programs across the City to support thriving and safe communities as well as an equitable economic recovery from the negative impacts of the COVID-19 pandemic. These investments lay the foundation for long-term growth while meeting key needs of the City, and providing direct relief for families, businesses, and neighborhoods. A detailed summary of the projects and the fund allocation of the Chicago Recovery Plan investments is available on the City’s website [Chicago.gov/OBM](https://chicago.gov/obm).

RELATIONSHIP TO ANNUAL OPERATING BUDGET

Planning for capital improvements is an ongoing and forward-looking process. New construction may be necessary to accommodate increased demand or to replace aging facilities. Existing infrastructure requires periodic rehabilitation, replacement, and improvement to protect the City’s investment. The City consistently reviews its capital priorities and evaluates whether to repair and improve existing assets or construct and acquire new assets based on the cost effectiveness.



2024 BUDGET OVERVIEW FINANCIAL SUMMARIES

DEBT

Debt service funds pay principal and interest on general obligation bond issues. Long-term debt finances infrastructure projects in City neighborhoods, including street and alley construction and improvements; lighting, sidewalk replacement, curb and gutter repairs and replacement; and transportation improvements, including street resurfacing, bridge rehabilitation, and traffic safety improvements. In so doing, the City recognizes that future taxpayers will benefit from the investment and should pay a share of its cost.

In 2023, \$527.4 million was budgeted to service general obligation debt, of which \$174.4 million will be paid from the City's property tax levy, \$342.1 million from the City's Corporate Fund, and \$10.8 million from other sources.

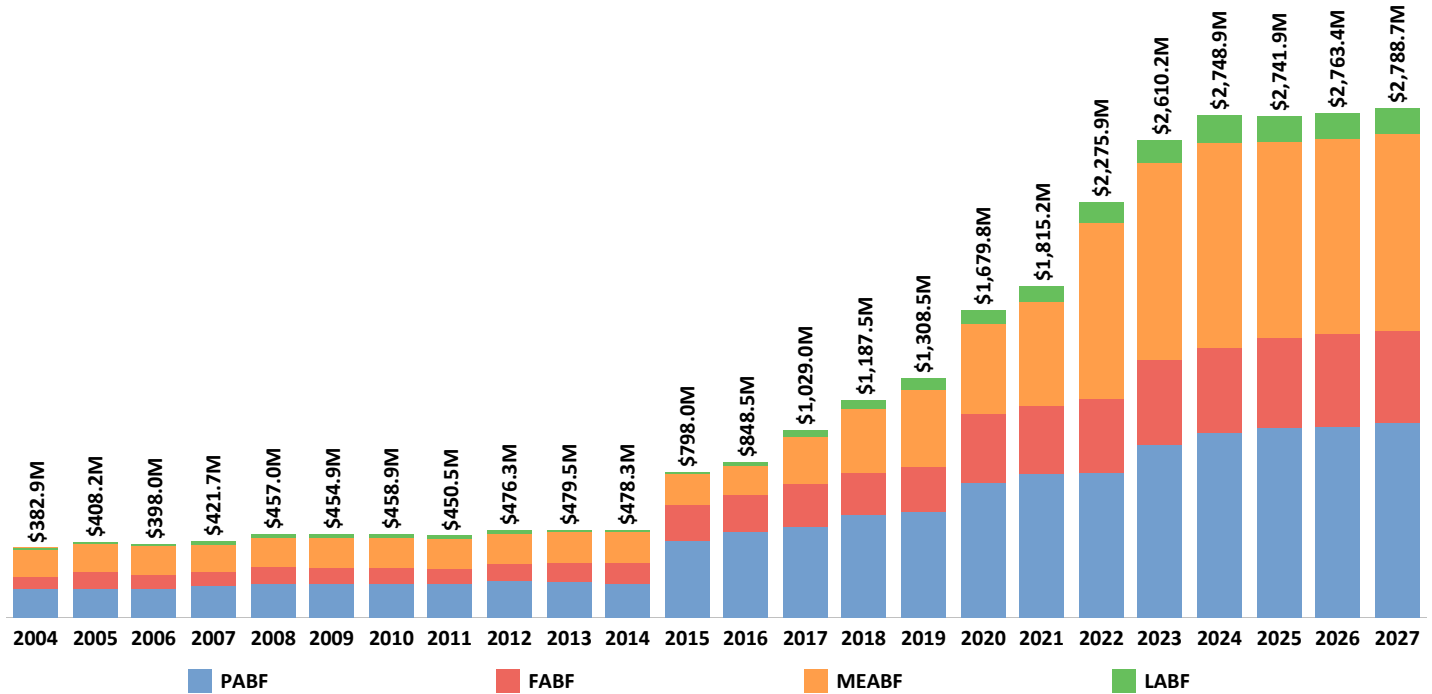
The 2024 proposed budget provides a total appropriation of \$492.3 million to service general obligation debt, of which \$239.7 million will be paid from the City's property tax levy and \$252.6 million from the City's Corporate Fund.

In December 2017, the City entered into a sale agreement ("Agreement") with the Sales Tax Securitization Corporation ("STSC"). Under the Agreement, the City sold to the STSC the City's rights to receive Sales Tax revenues collected by the State. In return, the City received the proceeds of bonds issued by the STSC as well as a residual certificate. Sales Tax revenues received by the STSC are paid, first, to cover the STSC's operating expenses and debt service on the STSC's bonds. In 2023, \$420.5 million is projected to be required to pay STSC operating expenses and debt service. All remaining Sales Tax revenues are then paid to the City as the holder of the residual certificate.

Debt service for capital projects funded through Special Revenue and Enterprise Funds are budgeted within those respective funds. The City does not have non-enterprise debt service funds that are not backed by property tax revenue, other than the STSC.

2024 BUDGET OVERVIEW FINANCIAL SUMMARIES

Pension Contributions - Historic and Projected



1) The historic contributions presented in this chart differ slightly from amounts presented in previously published documents as a result of differences in the accounting documentation of these contributors. The 2015 and 2016 MEABF and LABF amounts reflect a revised employer contribution amount made by the City after P.A. 98-641 was declared unconstitutional by the Illinois Supreme Court in 2016. All other years, including 2022, represent the amounts found in the annual appropriation ordinance.
 2) The projected contributions from 2024 through 2027 for all pension funds are based on the December 31, 2022 Actuarial Valuation Reports. These projections may shift over time based on investment returns and other pension fund changes as the City gets closer to making actuarially determined contributions.
 3) The 2024 total contribution includes a \$307M supplemental payment made by the City.

PENSION

The City maintains separate funds to account for its contributions to the four pension funds - the Municipal Employees’ Annuity and Benefit Fund of Chicago (“MEABF”), the Laborers’ and Retirement Board Employees’ Annuity and Benefit Fund of Chicago (“LABF”), the Policemen’s Annuity and Benefit Fund of Chicago (“PABF”), and the Firemen’s Annuity and Benefit Fund of Chicago (“FABF”) - that provide benefits upon retirement, death or disability to members and their beneficiaries.

These pension funds are established, administered, and financed pursuant to the Illinois Pension Code. The statutory framework, recent legal decisions on pension reform, and the impact of the increasing net pension liability on the City’s finances and the retirement security of fund members are discussed in greater detail in this year’s Budget Forecast.

The proposed budget includes a total of \$2.7 billion in contributions to the four funds, an increase of \$138.7 million over the total contribution budgeted in 2023 due to increased employer contributions across all four funds. The 2024 contribution will be funded with \$1.3 billion in

revenue from property tax collections (including the levy allocable to the Library Fund), \$800.2 million from the Corporate Fund, \$259.8 million from the Water-Sewer Tax, \$298.6 million from the City’s enterprise and special revenue funds, and \$35.0 million from the new Casino Public Safety Pension Fund.

To ensure a long-term source of revenue for public safety pension fund obligations, the City entered into an agreement with Bally’s Corporation for the creation of a casino within city limits. Under Illinois state statute and City of Chicago Ordinance, gaming tax revenues from the casino will be used as payment towards public safety pension contributions.

The 2024 budget includes \$35.0 million of anticipated gaming revenue from Bally’s which will contribute to both the PABF and the FABF based on the proportion of members within each fund based on each fund’s actuarial reports.

SUPPLEMENTAL PENSION PAYMENTS

In addition to the City’s statutorily required pension contributions, the 2024 budget proposes a \$306.6 million

2024 BUDGET OVERVIEW FINANCIAL SUMMARIES

supplemental payment to the pension funds to continue the City's efforts to strengthen these pension funds for the long term. The City has increased its annual contributions to the pension funds significantly over the past several years. Even so, the statutory requirement for the City's pension contributions only achieves a 90 percent funded ratio by the end of the amortization period – 2055 for the police and fire funds, 2058 for the municipal and labor funds. As a result, the City would continue to see increasing net pension liabilities for the foreseeable future. In the short run, we would continue to fall further behind.

To stabilize the City's total net pension liability and reduce interest accrued on this obligation, the 2023 Budget included a \$242.0 million supplemental payment on top of the statutorily required payment. While more costly in the short term, this and future supplemental payments are expected to reduce the City's future pension contributions by approximately \$2 billion through the amortization period of the respective pension funds. The first budgeted supplemental payment in 2023 also prevented an estimated \$30 million in losses due to asset liquidations in a down market.

Investment market conditions present further challenges. In 2022, a delay in second installment property tax revenue collections was announced by Cook County. This would have led to a delay in funding the property tax levy portion of pension contributions. By September of 2022, the pension funds were forced to consider liquidating assets to meet current benefit payments. They would have been forced to sell in a down market and lock in significant losses, estimated at a combined \$100 million, which in turn would have increased the City's future liabilities. To prevent

this, the City accelerated its contributions to the pension funds, then recouped the funds when the County's tax levy collections were received. In total, the City advanced more than \$700 million to the various funds, preventing a deterioration in the funded ratios of each pension plan.

Similarly, 2023 saw a delay in second installment property tax collections by Cook County. With the pension funds facing the prospect of selling assets to meet benefit obligations, the City has again made the decision to accelerate its payment to the pension funds to avoid the deterioration of their funded ratios. As of September 30, 2023, the City had accelerated \$135.5 million in contributions to the Police and Labor Funds and will continue to advance such payments until second installment property tax collections are received later this year.

MUNICIPAL AND LABORERS' PENSION FUNDS

In 2016, the City and labor leaders representing the employees who participate in MEABF and LABF reached agreements in principle to address the net pension liability of the funds in a manner that secures the retirements of employees and retirees, while protecting Chicago taxpayers from bearing the full amount of future pension costs.

As part of the agreement, the City's employer contributions increased at fixed amounts over five years and switched to actuarially required contributions in 2022. Beginning with the 2022 budget, the City's contributions to MEABF and LABF reflected actuarially-calculated contributions. The 2024 budget reflects a total contribution of \$1.1 billion to MEABF. This total includes \$941.0 million of the

Summary of Proposed Expenditures - Pension Funds

	2023 Budget	2024 Proposed	Difference (%)
Municipal Employees' Annuity and Benefit Fund	\$1,084.7M	\$1,126.1M	3.8%
Laborers' and Retirement Board Employees' Annuity and Benefit Fund	\$126.3M	\$149.9M	18.7%
Firemen's Annuity and Benefit Fund	\$482.5M	\$487.8M	1.1%
Policemen's Annuity and Benefit Fund	\$973.2M	\$1,041.5M	7.0%
Grand Total	\$2,666.7M	\$2,805.4M	5.2%

¹ The 2023 Budget figures are based on the Annual Appropriation Ordinance and do not include any subsequent amendments.

2024 BUDGET OVERVIEW FINANCIAL SUMMARIES

actuarially-calculated contribution and a \$178.1 million supplemental payment in 2024.

The 2024 actuarially-calculated contribution includes \$168.4 million in revenue from property taxes, \$356.5 million from the Corporate Fund, \$156.3 million funded through revenue from the City's enterprise and special revenue funds, and \$259.8 million from the Water and Sewer Tax. The supplemental payment includes a \$142.3 million payment from the Corporate Fund and \$35.8 million funded through the City's enterprise and special revenue funds.

The 2024 budget reflects a total contribution of \$147.7 million to LABF. This total includes \$127.4 million of the actuarially-calculated contribution and a \$20.3 million supplemental payment in 2024.

The actuarially-calculated contribution will be funded with \$53.7 million in revenue from property taxes and \$73.6 million from other sources. The supplemental payment includes a \$12.6 million payment from the Corporate Fund and \$7.8 million funded through the City's enterprise and special revenue funds.

POLICE AND FIRE PENSION FUNDS

Beginning with the 2020 budget, the City's contribution to the PABF and FABF reflected actuarially-calculated contributions. In 2024, payments to the two funds total \$1.5 billion. This total includes \$1.4 billion of the actuarially-calculated contribution and a \$108.1 million supplemental payment in 2024.

The 2024 actuarially-calculated contribution includes \$1.1 billion in revenue from property taxes, \$158.7 million from the Corporate Fund, and \$82.0 million funded through revenue from the City's enterprise and special revenue funds, including a \$35.0 million payment from the Casino Public Safety Pension Fund. The supplemental payment includes a \$104.6 million payment from the Corporate Fund and \$3.5 million funded through the City's enterprise funds.

2024 BUDGET OVERVIEW FINANCIAL SUMMARIES

TAX INCREMENT FINANCING

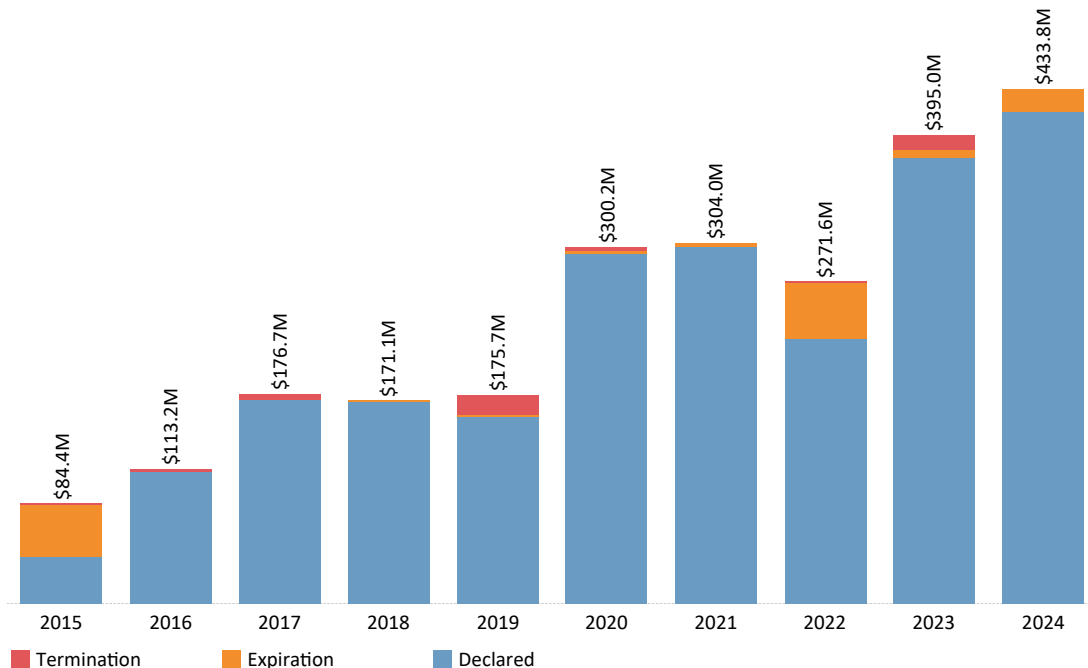
The City’s Tax Increment Financing (“TIF”) program, which currently includes 124 TIF districts throughout the City, is used primarily to fund infrastructure, affordable housing, and economic development activities to revitalize once blighted parts of the City. The TIF program is governed by a State law allowing municipalities to capture property tax revenues derived from the incremental equalized assessed value (“EAV”) above the base EAV that existed when the area was designated as a TIF district and use that money for community projects, public improvements, and incentives to attract private investment to the area. The intention is that the effective use of tax increment funds helps expand the tax base, thus increasing the amount of tax revenue generated in the TIF district for reinvestment within the district and ultimately increasing the property tax base for overlapping taxing districts.

As required by State law, funds not needed for projects are to be returned to the County Clerk to be redistributed proportionately back to the taxing bodies. The City annually declares surplus funds as part of its operating budget by thoroughly examining planned projects and determining the balance required to fund those projects. Surplus is declared in three primary ways:

- “Downtown Freeze” TIFs are those in and around the Central Business District that have been reserved only for major infrastructure and targeted economic diversification projects. The full available balance in these TIFs is declared surplus each year.
- TIFs being terminated or otherwise ending must have any balance after closing out projects returned as surplus.
- For the remaining TIFs, surplus is declared in TIFs with a balance over \$750,000. The City declares 25 percent of the balance over \$750,000, progressing up to 100 percent of the balance over \$2.5 million.

The City will declare a TIF surplus of \$433.8 million in 2024. This will result in an estimated \$100 million for the City’s Corporate Fund, as well as an estimated \$226 million for Chicago Public Schools.

TIF Surplus – Total for all Taxing Districts



2024 BUDGET OVERVIEW FINANCIAL SUMMARIES

PROPERTY TAX LEVY

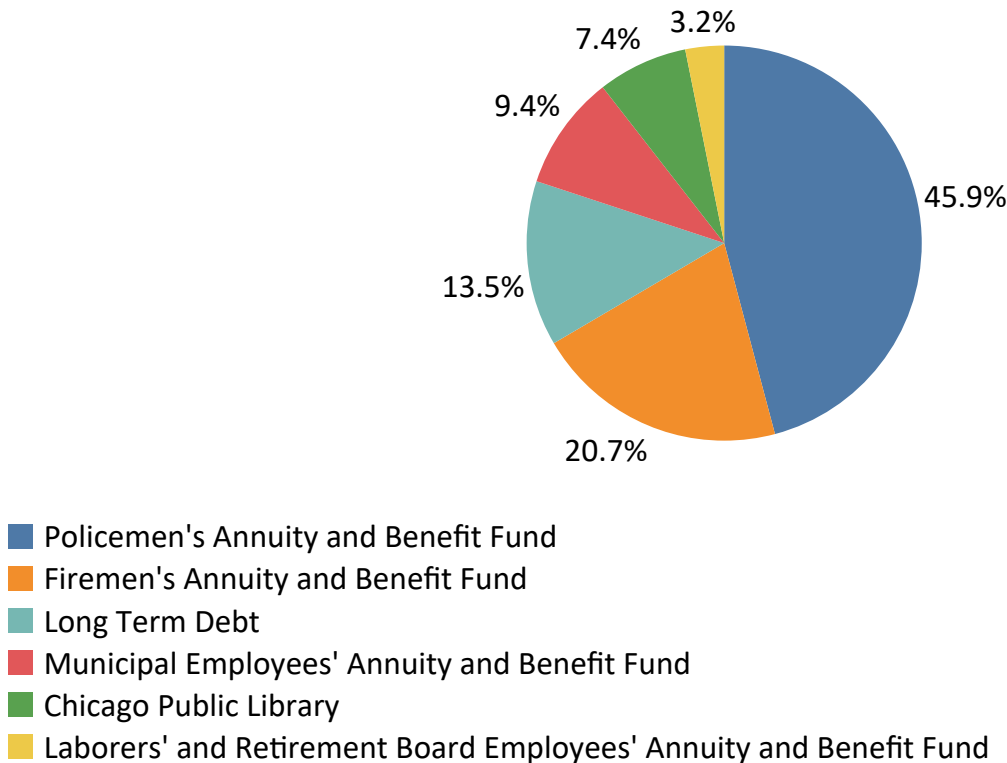
The City is one of several taxing districts reflected on Chicago residents' property tax bills. Revenue from the City's property tax levy is used to pay the City's contributions to employee pension funds, debt service obligations, and library-related expenses.

The 2024 budget proposal sets the City's base property tax levy to a total of \$1.8 billion, which will fund \$1.4 billion for required pension payments by the City. Debt service-related payments will account for 13.5 percent of the City's property tax levy, at \$239.7 million, not including library-related debt service. Property tax revenues are not the sole source of funding for the City's pension contributions and debt payments; other funding sources are also utilized to meet these obligations.

Of the total City levy, \$130.8 million is dedicated to fund the Chicago Public Library system, with \$8.8 million of that dedicated to library employee pension obligations.

The 2024 levy does not utilize a consumer price index ("CPI") increase. The City is capturing new property growth from TIF expirations and new development as part of the 2024 levy. This increase of \$36.5 million does not impact the taxes paid on existing properties.

Proposed Property Tax Levy



PROGRAM AND BUDGET SUMMARIES BY DEPARTMENT



2024 BUDGET OVERVIEW
PROGRAM AND BUDGET SUMMARIES BY DEPARTMENT
FINANCE AND ADMINISTRATION

2024 BUDGET
FUNDING COMPARISON BY FUNCTION

FUNCTIONAL CATEGORY	2023 Appropriation	2024 Recommendation
Finance and Administration	1,092,260,447	867,344,978
Infrastructure Services	2,500,535,818	3,643,171,997
Public Safety	2,987,703,269	3,086,225,660
Community Services	2,247,024,204	1,876,205,847
City Development	615,570,938	560,987,722
Regulatory	146,926,483	147,741,451
Legislative and Elections	92,406,609	71,726,767
General Financing Requirements	7,813,058,232	7,960,014,578
Grand Total	\$17,495,486,000	\$18,213,419,000
Deduct:		
Proceeds	1,563,924,000	1,565,540,000
Grant Funds	4,085,452,000	4,390,791,000
NET TOTAL	\$11,846,110,000	\$12,257,088,000

Note: The following pages include pie charts summarizing proposed budget by program for each department. Percentage labels will not be displayed for department programs amounting to 1% or less.

2024 BUDGET OVERVIEW
PROGRAM AND BUDGET SUMMARIES BY DEPARTMENT
FINANCE AND ADMINISTRATION

Finance and Administration		
FUNDING COMPARISON BY DEPARTMENT		
Department	2023	2024
Office of the Mayor	16,479,056	15,954,100
Office of Budget and Management	311,174,883	31,183,034
Department of Technology and Innovation		
Bureau of Information Technology	0	42,631,494
Bureau of Centralized Information Technology	0	37,149,850
Dept Total	0	79,781,344
Office of City Clerk	12,319,291	15,043,081
Department of Finance		
City Comptroller	3,070,222	3,501,498
Accounting and Financial Reporting	12,109,318	12,381,176
Financial Strategy and Operations	16,366,179	17,673,255
Revenue Services and Operations	68,059,788	71,364,122
Dept Total	99,605,507	104,920,051
City Treasurer's Office	5,712,960	5,980,903
Department of Administrative Hearings	8,447,480	8,769,092
Department of Law	45,641,696	46,427,927
Department of Human Resources	11,951,280	13,792,309
Department of Procurement Services	12,560,485	14,605,398
Department of Fleet and Facility Management		
Bureau of Finance and Administration	3,575,660	3,744,526
Bureau of Facility Management	127,069,679	138,970,431
Bureau of Asset Management	238,868,478	253,736,746
Bureau of Fleet Operations	126,573,720	134,436,036
Bureau of Information Technology	66,939,354	0
Bureau of Centralized Information Technology	5,340,918	0
Dept Total	568,367,809	530,887,739
Total - Finance and Administration	\$1,092,260,447	\$867,344,978

2024 BUDGET OVERVIEW
PROGRAM AND BUDGET SUMMARIES BY DEPARTMENT
FINANCE AND ADMINISTRATION

OFFICE OF THE MAYOR

KEY FUNCTIONS

- Sets administration’s policy framework and priorities and ensures policy efforts advance in alignment with collaborative co-governance and intersectional problem-solving inclusive of all classes, races, and genders
- Facilitates coordination and collaboration among City departments and sister agencies
- Liaises with County, State, and federal governments as well as other municipalities
- Partners with community members, residents with lived experience, and other subject matter experts to co-create solutions
- Ensures departments and City employees deliver effective and efficient services

2023 KEY RESULTS

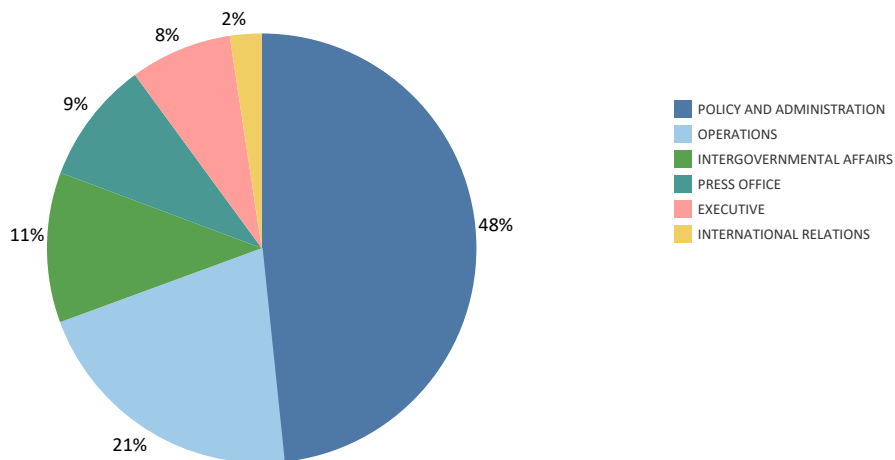
- Established new Mayoral positions to advance priorities around community safety; immigrant, migrant, and refugee rights; and labor
- Advanced goal of ensuring youth and their communities have the tools and resources they need to thrive by increasing funding for and creating 4,000 new youth jobs
- Led development of policy and strategy framework as the City welcomed over 9,300 new arrivals since May 2023
- Supported increased worker protections, including legislative efforts to end the subminimum tipped wage

- Advanced Mayoral priorities through the introduction of key legislation, including but not limited to Bring Chicago Home, One Fair Wage, and Treatment Not Trauma ordinances
- Appointed a new Board of Education to build stronger communities via co-governance
- Spearheaded a new era of co-governance with the expansion of City Council Committees

2024 INITIATIVES

- Increase investment in youth and their communities through \$11 million expansion of youth jobs program, transforming the student-as-trainees program across City departments into full-year internships, and supporting the Mayor’s Youth Commission
- Convene an interdepartmental working group to develop a roadmap for future expansion of mental health clinical services and non-police alternate crisis response models
- Advance the Mayor’s goals of ensuring housing for all Chicagoans, including by establishing a 3-tiered, progressive Real Estate Transfer Tax to raise dedicated revenue for the sole purpose of addressing homelessness
- Re-establish the Department of Environment to advance and coordinate environmental justice policy and protect the health and well-being of Chicagoans

Proposed Department Budget By Program



2024 BUDGET OVERVIEW
PROGRAM AND BUDGET SUMMARIES BY DEPARTMENT
FINANCE AND ADMINISTRATION

OFFICE OF THE MAYOR

The Mayor is the chief executive officer of the City of Chicago. Illinois statute provides that the Mayor "shall perform all the duties which are prescribed by law, including the City ordinances, and shall take care that the laws and ordinances are faithfully executed."

FUND SOURCE(S)	2023		2024	
	FTEs	Appropriation	FTEs	Recommendation
Corporate Fund	104	11,430,412	106	12,343,614
Special Events and Municipal Hotel Operators'	5	439,584	5	417,673
Occupation Tax Fund				
Other Grant Funds	17	4,609,060	11	3,192,813
Total Full-time Equivalent Positions and Amounts	126	\$16,479,056	122	\$15,954,100

ALLOCATION

Personnel Services	15,613,361	14,959,893
Non-Personnel Services	865,695	994,207

Program Summary and Description	2024	
	FTEs	Funding
EXECUTIVE	7	1,307,448
POLICY AND ADMINISTRATION	58	8,234,952
PRESS OFFICE Coordinates the exchange of information between the administration, the media, and the public.	16	1,571,557
INTERGOVERNMENTAL AFFAIRS Represents the City at local, state, and federal levels to secure funding, legislation, and public support.	14	1,926,364
INTERNATIONAL RELATIONS Connects Chicago with cities around the world to promote mutually beneficial activities that will enhance the City's global position.	2	402,270
OPERATIONS Sets directives for operations and deliverables to City departments.	25	3,583,630
TURNOVER		(1,072,121)

2024 BUDGET OVERVIEW
PROGRAM AND BUDGET SUMMARIES BY DEPARTMENT
FINANCE AND ADMINISTRATION

OFFICE OF BUDGET AND MANAGEMENT

KEY FUNCTIONS

- Prepares and executes the City’s annual operating budget
- Oversees the Capital Improvement Program (CIP)
- Provides Citywide grants management oversight
- Monitors and forecasts revenue throughout the year
- Manages and tracks various financial activities
- Provides Citywide compensation management
- Leads various management and workforce initiatives

2023 KEY RESULTS

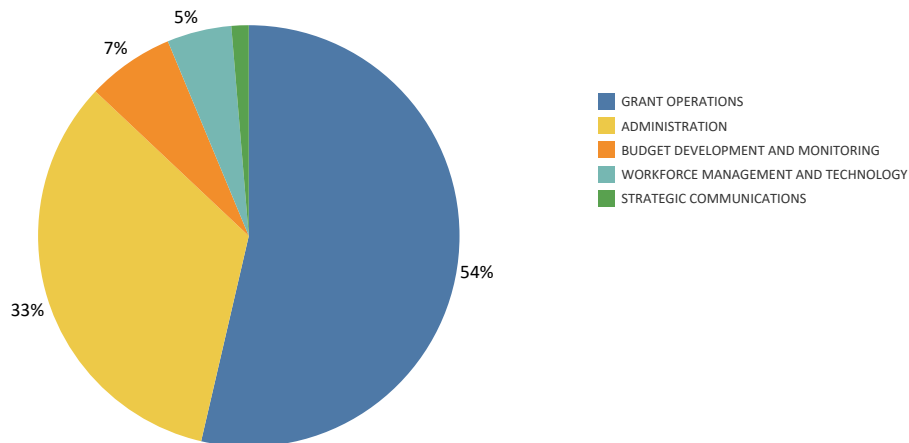
- Partnered with the Department of Human Resources (DHR) to implement our road-map for modernizing the City’s hiring practices and human capital management platforms; OBM and DHR have a shared goal in working with our Departments to improve the quality and diversity of candidates and to continue making sustainable gains in reducing our time to hire metric
- Supported our partners in DFSS, OEMC, and other departments to acquire and prioritize resources to support migrants coming to the city

2024 INITIATIVES

- Evaluate the way the City shares budget and financial information and establish strategies to promote data transparency, public education, and community engagement
- Analyze the programs and allocations of American Rescue Plan Act funds, propose adjustments to maximize effectiveness and respond to evolving priorities, and conduct analysis to identify funding to sustain high impact initiatives

- As part of the City’s ongoing modernization efforts under the IT MOD initiative, OBM is partnering with the Department of Technology & Innovation (DTI) to improve data management, foster data literacy through training initiatives, and refine data governance policies, with the continued mission of optimizing the management of financial and operational performance metrics; this partnership includes the deployment of Tableau’s data analytics platform Citywide
- Continue working with DTI to implement the City’s new Enterprise Resource Planning software platform under the IT MOD initiative, allowing for a more integrated financial and human resources system for the City
- Increase number of student-as-trainees within the office to provide year-round opportunities for Chicago youth to learn about public service

Proposed Department Budget By Program



2024 BUDGET OVERVIEW
PROGRAM AND BUDGET SUMMARIES BY DEPARTMENT
FINANCE AND ADMINISTRATION

OFFICE OF BUDGET AND MANAGEMENT

The Office of Budget and Management ("OBM") is responsible for the preparation, execution and management of the City's annual operating budget and Capital Improvement Program ("CIP"). OBM manages City requests for local, state and federal funds for budgetary and program impacts. OBM coordinates the allocation of funds and monitors expenditures related to the Community Development Block Grant ("CDBG") funds and other state and federal grants.

FUND SOURCE(S)	2023		2024	
	FTEs	Appropriation	FTEs	Recommendation
Corporate Fund	35	3,327,677	38	3,938,552
Water Fund	2	241,596	2	278,317
Tax Increment Financing Administration Fund	2	184,674	3	312,783
Community Development Block Grant	1	326,367	1	326,367
Other Grant Funds	16	307,094,569	15	26,327,015
Total Full-time Equivalent Positions and Amounts	56	\$311,174,883	59	\$31,183,034

ALLOCATION

Personnel Services	6,330,818	7,687,508
Non-Personnel Services	304,844,065	23,495,526

Program Summary and Description	2024	
	FTEs	Funding
ADMINISTRATION	9	10,537,573
GRANT OPERATIONS Prepares annual grant budget recommendations, and monitors grant expenditures and performance.	12	16,929,052
BUDGET DEVELOPMENT AND MONITORING Prepares annual budget recommendations and assists departments in the management of their budgets throughout the year.	20	2,113,426
WORKFORCE MANAGEMENT AND TECHNOLOGY Driving the development of analytics to leverage data to create innovative management solutions and identify process efficiencies. Advances and supports citywide operating and capital budget technology systems. Oversees enterprise management of personnel compensation, workforce management and performance initiatives.	14	1,563,621
STRATEGIC COMMUNICATIONS Manages legislative analysis and Freedom of Information Act (FOIA) requests, liaises with members of City Council, press, and the community, and leads the development of OBM's major publications.	4	413,566
TURNOVER		(374,204)

2024 BUDGET OVERVIEW
PROGRAM AND BUDGET SUMMARIES BY DEPARTMENT
FINANCE AND ADMINISTRATION

DEPARTMENT OF TECHNOLOGY AND INNOVATION

KEY FUNCTIONS

- New department dedicated to overseeing the City’s information technology environment, including enterprise applications, digital services, end-user tools, security, data, and hardware infrastructure
- Formulates and implements the City’s technology IT strategy, ensuring a unified and centralized approach for technology governance and decision-making
- Improves the City’s capacity for innovation through better design and evaluation of programs and services
- Will act as the central hub for the City of Chicago’s evolving IT Modernization (IT MOD) project to comprehensively rejuvenate the City’s IT landscape; this project includes updating outmoded systems, integrating cutting-edge policies and practices, and reshaping the IT enterprise structure and citywide oversight to deliver better and more inclusive digital services
- Oversees the City of Chicago’s Enterprise Resource Planning (ERP) initiative. ERP is software that large organizations use to manage daily business tasks such as accounting, procurement, project management, human resource management, and supply chain operations. It also includes tools for financial planning and reporting and helps ensure data accuracy with a unified reference point

2023 KEY RESULTS (AS PART OF THE FORMER ASSETS, INFORMATION AND SERVICES DEPARTMENT)

- Awarded the Bloomberg Philanthropies What Works Cities Certification at the Gold Level for exceptional use of data to inform policy decisions, allocate funding, improve services, evaluate program effectiveness,

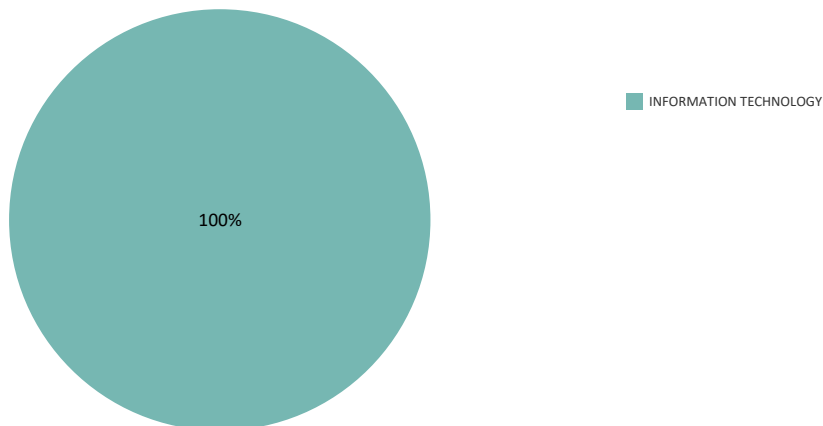
and engage residents, building on the City’s 2021 Silver Level award

- Held Town Hall meeting to present draft IT Strategy; based on feedback and additional working sessions, the Technology Strategy Group (TSG) finalized its IT Strategy
- Launched CHI TECH website: [Chicago.gov/CHITECH](https://chicago.gov/CHITECH), which compiles content related to City Technology initiatives with an easy-to-navigate experience to provide City staff, leaders, and the public with a simple way to discover more about current and future IT initiatives
- Completed the design of a Citywide IT governance framework comprised of three distinct committees, each with department representation
- Supported the ongoing ERP initiative by organizing and convening Technology Strategy Group (TSG) monthly meetings
- Rolled out the e-Signature solution DocuSign to over a dozen City departments with the goal of providing access to all departments by the end of the year

2024 INITIATIVES

- Procure a system implementation vendor for the ERP initiative and kickoff the ERP modernization program
- Create an Enterprise Data Platform that gives easy access to citywide data to departments, helping to link data across different IT systems and enable more public data availability via the City’s Open Data Portal
- Establish a citywide data governance committee to prioritize data flowing into the data platform
- Enhance the usability and transparency of the 311 mobile app and website

Proposed Department Budget By Program



2024 BUDGET OVERVIEW
PROGRAM AND BUDGET SUMMARIES BY DEPARTMENT
FINANCE AND ADMINISTRATION

DEPARTMENT OF TECHNOLOGY AND INNOVATION

Bureau of Information Technology

The Department of Technology and Innovation ("DTI") coordinates Citywide development and analysis of business processes and technology solutions. DTI is responsible for ensuring that the City's technology infrastructure is robust and works with City departments to design and implement technology improvements.

FUND SOURCE(S)	2023		2024	
	FTEs	Appropriation	FTEs	Recommendation
Corporate Fund		0	56	30,346,077
Water Fund		0		10,049,881
Vehicle Tax Fund		0		989,551
Sewer Fund		0		307,827
Library Fund		0		339,046
Special Events and Municipal Hotel Operators' Occupation Tax Fund		0		99,364
Chicago Midway Airport Fund		0		92,561
Chicago O'Hare Airport Fund		0		361,943
Tax Increment Financing Administration Fund		0		45,244
Total Full-time Equivalent Positions and Amounts	0	\$0	56	\$42,631,494

ALLOCATION

Personnel Services	0	1,949,606
Non-Personnel Services	0	40,681,888

Program Summary and Description	2024	
	FTEs	Funding
INFORMATION TECHNOLOGY Designs and manages the City's enterprise network, maintains and manages Citywide enterprise applications, and supports the City IT infrastructure.	56	47,722,157
TURNOVER		(5,090,663)

2024 BUDGET OVERVIEW
PROGRAM AND BUDGET SUMMARIES BY DEPARTMENT
FINANCE AND ADMINISTRATION

DEPARTMENT OF TECHNOLOGY AND INNOVATION
Bureau of Centralized Information Technology

FUND SOURCE(S)	2023		2024	
	FTEs	Appropriation	FTEs	Recommendation
Corporate Fund		0	142	10,915,089
Other Grant Funds		0	7	26,234,761
Total Full-time Equivalent Positions and Amounts	0	\$0	149	\$37,149,850

ALLOCATION

Personnel Services	0	12,734,721
Non-Personnel Services	0	24,415,129

Program Summary and Description	2024	
	FTEs	Funding
INFORMATION TECHNOLOGY Designs and manages the City's enterprise network, maintains and manages Citywide enterprise applications, and supports the City IT infrastructure.	149	39,806,788
TURNOVER		(2,656,938)

2024 BUDGET OVERVIEW
PROGRAM AND BUDGET SUMMARIES BY DEPARTMENT
FINANCE AND ADMINISTRATION

OFFICE OF THE CITY CLERK

KEY FUNCTIONS

- Administers the City’s Wheel Tax, Residential Parking Permits, Peddler’s License and Automatic Amusement License, Dog License, and Business Licensing
- Files and uploads City Council legislation, meeting calendars, the Journal of Proceedings, reports, and Municipal Code of Chicago
- Manages and administers the Chicago CityKey Program
- Implements and oversees Mobile City Hall

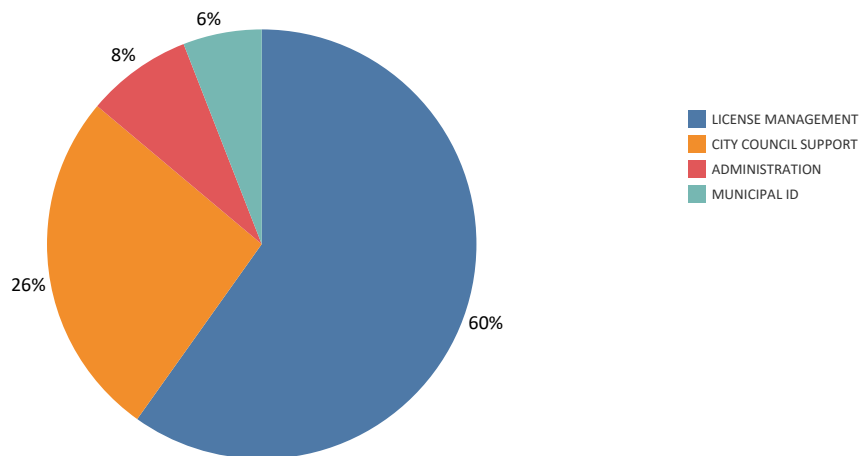
2023 KEY RESULTS

- Issued through August 1, 2023:
 - 698,950 City Vehicle Stickers
 - 144,688 residential annual and daily passes
 - 5,827 dog licenses
 - 16,412 CityKeys
- Managed the posting of more than 5,300 legislative documents online through the first half of 2023 and over 2,300 pieces of legislation submitted via e-LMS
- Replaced previous Legislative Management System with a new, custom-built e-LMS, which allows for easier searching and discovery
- Scheduled and executed 28 Mobile City Hall events in 28 wards across the city
- Continued to offer the Municipal ID CityKey to all Chicagoans

2024 INITIATIVES

- Complete the City Council Modernization Initiative including the implementation of Committee e-voting and e-submissions, bulk submission capabilities, and departmental e-submissions
- Continue Mobile City Hall initiative and increase partnerships with additional City departments and sister agencies to provide more services at events
- Continue to secure partnerships with new City departments, sister agencies and business partners to expand the CityKey program
- Continue improvements and upgrades to the e-commerce platform to create a more user-friendly and streamlined experience
- Implement Digital Residential Parking Passes
- Increase number of student-as-trainees within the office to provide year-round opportunities for Chicago youth to learn about public service

Proposed Department Budget By Program



2024 BUDGET OVERVIEW
PROGRAM AND BUDGET SUMMARIES BY DEPARTMENT
FINANCE AND ADMINISTRATION

OFFICE OF CITY CLERK

The City Clerk collects, records and stores the City's official records as well as City Council legislation. The City Clerk is responsible for providing public access to legislation, laws, records and reports; selling City Vehicle Stickers and Residential Zone Parking Permits; issuing automatic amusement device licenses; administering Municipal ID, KIDS ID and Medical ID programs; and administering the City's dog registration program.

FUND SOURCE(S)	2023		2024	
	FTEs	Appropriation	FTEs	Recommendation
Corporate Fund	32	4,516,141	32	6,101,566
Vehicle Tax Fund	59	7,803,150	59	8,941,515
Total Full-time Equivalent Positions and Amounts	91	\$12,319,291	91	\$15,043,081

ALLOCATION

Personnel Services	7,028,655	7,831,983
Non-Personnel Services	5,290,636	7,211,098

Program Summary and Description	2024	
	FTEs	Funding
ADMINISTRATION	10	1,224,062
CITY COUNCIL SUPPORT Conducts and records all official meetings of the City Council.	22	4,032,675
LICENSE MANAGEMENT Administers the City's vehicle sticker program and distributes all general City licenses.	59	9,189,169
MUNICIPAL ID Administers the City's Municipal ID program, enabling Chicagoans to obtain a valid government-issued ID for use in accessing a range of services.		906,707
TURNOVER		(309,532)

2024 BUDGET OVERVIEW
PROGRAM AND BUDGET SUMMARIES BY DEPARTMENT
FINANCE AND ADMINISTRATION

DEPARTMENT OF FINANCE

KEY FUNCTIONS

- Responsible for the collection of all City revenue
- Prepares City financial statements
- Administers the employee healthcare program
- Conducts tax enforcement and collections
- Prepares employee payroll and vendor disbursements
- Administers the City’s Workers’ Compensation Program
- Serves as the City’s Insurance Risk Manager
- Conducts billing, noticing and customer service for utility charges, ambulance fees, vehicle citations and miscellaneous accounts receivable
- Enforces parking and vehicle compliance violations

2023 KEY RESULTS

- Awarded the Certificate of Achievement for Excellence in Financial Reporting for the Annual Comprehensive Financial Report (ACFR) for fiscal year 2021 by the Government Finance Officers Association of the United States and Canada (GFOA). This marks the twenty-ninth consecutive year that the City has received this prestigious award
- Completed the RFP process and awards for Insurance Brokers, which will be responsible for over forty insurance contracts Citywide
- Launched implementation of myCOI, a certificate of insurance tracking platform, which will ensure compliance with contract insurance requirements Citywide for over 3,750 contracts
- Successfully launched a new app for the purchase and redemption of MPEA Airport Departure Tax stamps and a new online platform to collect the Ground

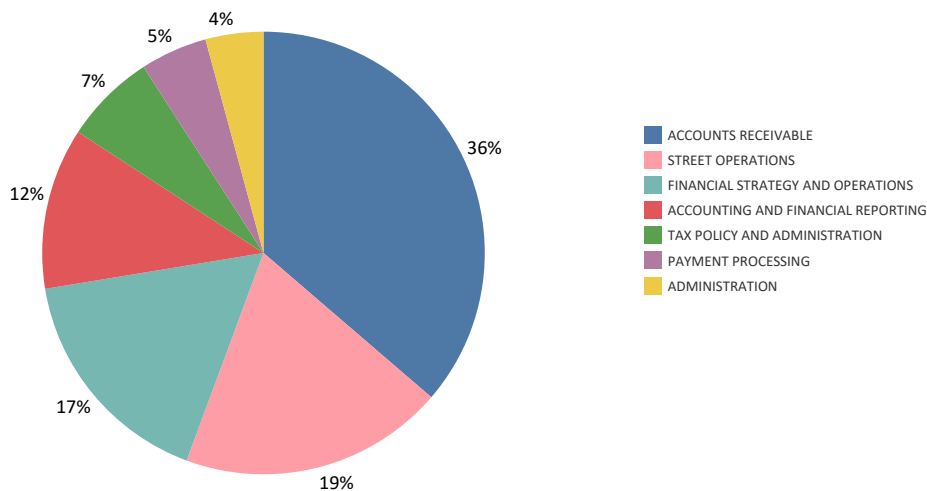
Transportation Tax at the airports

- Launched the Administrative Debt Relief program resulting in the waiver of \$8.5 million of debt across more than 29,000 docket
- Modified the Utility Billing Relief (UBR) and Full Payment Certificate processes to allow certain customers to transfer a property to a UBR-eligible recipient without requiring full payment of outstanding charges at the time of transfer. These expansions help low-income residents keep properties that may have been in their families for generations
- Completed Phase I of Chicago Payment Gateway, a new application that streamlines and enhances the City’s payment processing operations

2024 INITIATIVES

- Issue ACFRs within deadline and continue satisfying the criteria of GFOA for the Certificate of Achievement for Excellence in Financial Reporting award
- Progress with the new biometric timekeeping technology RFP and contract award process to purchase and implement modern timekeeping technology Citywide to increase the accuracy of recording employees’ time and attendance
- Increase number of student-as-trainees within the office to provide year-round opportunities for Chicago youth to learn about public service
- Improve the Workers’ Compensation ‘return-to-work’ program Citywide through dedicated project management and staff training

Proposed Department Budget By Program



**2024 BUDGET OVERVIEW
PROGRAM AND BUDGET SUMMARIES BY DEPARTMENT
FINANCE AND ADMINISTRATION**

DEPARTMENT OF FINANCE

City Comptroller

The Department of Finance ("DOF") provides effective and efficient management of the City's financial resources. DOF is responsible for the collection and disbursement of City revenues, and all funds required to be in the custody of the City Treasurer.

FUND SOURCE(S)	2023		2024	
	FTEs	Appropriation	FTEs	Recommendation
Corporate Fund	30	3,070,222	31	3,501,498

ALLOCATION

Personnel Services	3,018,987	3,426,763
Non-Personnel Services	51,235	74,735

Program Summary and Description	2024	
	FTEs	Funding
ADMINISTRATION	31	3,676,435
TURNOVER		(174,937)

2024 BUDGET OVERVIEW
PROGRAM AND BUDGET SUMMARIES BY DEPARTMENT
FINANCE AND ADMINISTRATION

DEPARTMENT OF FINANCE
Accounting and Financial Reporting

FUND SOURCE(S)	2023		2024	
	FTEs	Appropriation	FTEs	Recommendation
Corporate Fund	50	5,270,518	50	5,711,439
Water Fund	3	301,945	5	481,771
Chicago Midway Airport Fund	2	189,752	2	214,955
Chicago O'Hare Airport Fund	21	2,077,378	21	2,206,784
Tax Increment Financing Administration Fund	5	672,946	5	663,120
Community Development Block Grant	5	725,270		0
Other Grant Funds	12	2,871,509	17	3,103,107
Total Full-time Equivalent Positions and Amounts	98	\$12,109,318	100	\$12,381,176

ALLOCATION

Personnel Services	9,479,758	10,375,745
Non-Personnel Services	2,629,560	2,005,431

Program Summary and Description	FTEs	2024 Funding
ADMINISTRATION	2	257,352
ACCOUNTING AND FINANCIAL REPORTING Provides accounting, auditing, and financial reporting for all components of the City.	98	12,731,670
TURNOVER		(607,846)

2024 BUDGET OVERVIEW
PROGRAM AND BUDGET SUMMARIES BY DEPARTMENT
FINANCE AND ADMINISTRATION

DEPARTMENT OF FINANCE
Financial Strategy and Operations

FUND SOURCE(S)	2023		2024	
	FTEs	Appropriation	FTEs	Recommendation
Corporate Fund	78	7,750,562	78	8,816,048
Water Fund	7	697,447	7	767,694
Vehicle Tax Fund	5	475,915	5	587,963
Sewer Fund		34,300		34,300
Chicago Midway Airport Fund	2	241,050	2	214,196
Chicago O'Hare Airport Fund	7	666,905	7	753,054
Chicago Parking Meters Fund		6,500,000		6,500,000
Total Full-time Equivalent Positions and Amounts	99	\$16,366,179	99	\$17,673,255

ALLOCATION

Personnel Services	8,329,631	9,416,621
Non-Personnel Services	8,036,548	8,256,634

Program Summary and Description	2024	
	FTEs	Funding
ADMINISTRATION	1	170,269
FINANCIAL STRATEGY AND OPERATIONS Develops financial policy recommendations. Manages the City's debt portfolio and cash position. Audits, processes, and schedules all City vendor payments. Manages the distribution and audit of all City payrolls and maintains payroll systems. Manages all personal property, casualty risks and employee benefits programs.	98	18,094,753
TURNOVER		(591,767)

2024 BUDGET OVERVIEW
PROGRAM AND BUDGET SUMMARIES BY DEPARTMENT
FINANCE AND ADMINISTRATION

DEPARTMENT OF FINANCE
Revenue Services and Operations

FUND SOURCE(S)	2023		2024	
	FTEs	Appropriation	FTEs	Recommendation
Corporate Fund	371	54,836,261	390	57,353,937
Water Fund	35	9,984,447	36	10,760,415
Vehicle Tax Fund	7	1,610,843	7	1,621,533
Sewer Fund		1,628,237		1,628,237
Total Full-time Equivalent Positions and Amounts	413	\$68,059,788	433	\$71,364,122

ALLOCATION

Personnel Services	26,854,719	30,103,624
Non-Personnel Services	41,205,069	41,260,498

Program Summary and Description	2024	
	FTEs	Funding
ADMINISTRATION	2	443,819
PAYMENT PROCESSING Provides and oversees cashiering and reporting of payments made to the City. Manages and operates payment centers throughout the City.	60	5,287,848
TAX POLICY AND ADMINISTRATION Provides and oversees City tax administration, enforcement, policy formation, and customer service.	57	7,217,181
STREET OPERATIONS Provides and oversees parking enforcement and booting operations. Manages the residential disabled parking permit program.	209	20,895,064
ACCOUNTS RECEIVABLE Oversees and performs billing and citation notices. Manages collection and cost recovery of various debts owed to the City.	105	39,206,126
TURNOVER		(1,685,916)

2024 BUDGET OVERVIEW
PROGRAM AND BUDGET SUMMARIES BY DEPARTMENT
FINANCE AND ADMINISTRATION

CITY TREASURER’S OFFICE

KEY FUNCTIONS

- Manages the City’s cash and investment portfolio
- Oversees and administers the Chicago Catalyst Fund
- Provides financial empowerment, education, and counseling across the city
- Promotes economic development for small businesses across the city

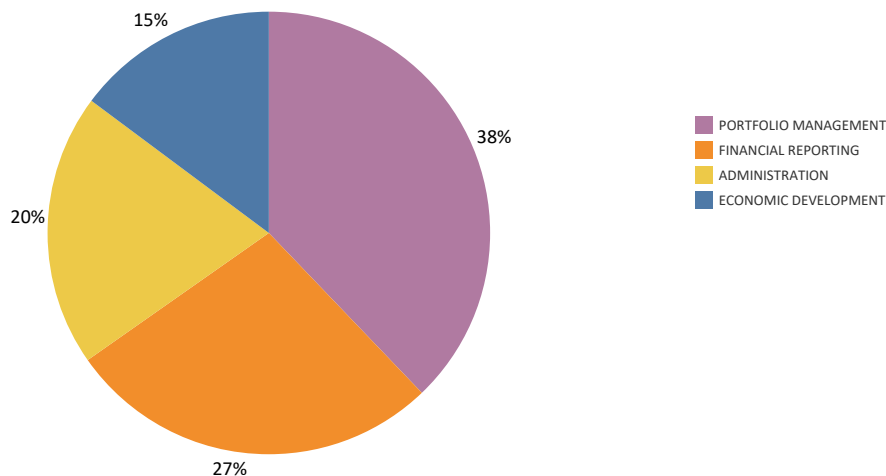
2023 KEY RESULTS

- Explored opportunities for the Chicago Catalyst Fund to invest in neighborhoods throughout the city to increase economic development, particularly in underserved areas on the South and West sides
- Divested from fossil fuels in the City Treasurer’s portfolio
- Continued to host various financial empowerment and educational webinars such as Money Mondays with Melissa
- Hosted a Fintech Youth Summit which provided the youth of Chicago the opportunity to learn about technology and finance
- Hosted a Financial Services Career Fair, in partnership with the Chicago Cook Workforce Partnership and Job Case, which connected employers in the financial sector with diverse talented job seekers
- Advocated for equity hiring, lending, and community investments in the banking industry through the Advancing Equity in Banking Commission

2024 INITIATIVES

- Continue to seek opportunities for the Chicago Catalyst Fund to invest in neighborhoods throughout the city to increase economic development, particularly in underserved areas on the South and West sides in areas of housing and green energy
- Continue to host Money Mondays with Melissa webinar series and the financial empowerment and education webinar called Wealth Wednesdays
- Continue the Financial Empowerment Expo in 2024 to provide access to banking and financial resources to residents and small businesses
- Provide in-person credit and money management workshops and resources
- Host a Financial Services Career Fair, in partnership with the Chicago Cook Workforce Partnership and Job Case
- Increase number of student-as-trainees within the office to provide year-round opportunities for Chicago youth to learn about public service
- Continue advocating for equity hiring, lending, and community investments in the banking industry through the Advancing Equity in Banking Commission

Proposed Department Budget By Program



2024 BUDGET OVERVIEW
PROGRAM AND BUDGET SUMMARIES BY DEPARTMENT
FINANCE AND ADMINISTRATION

CITY TREASURER'S OFFICE

Office of City Treasurer

The Office of the City Treasurer is the custodian and manager of all cash and investments for the City of Chicago, the four City employee pension funds, and the Chicago Teacher's Pension Fund. Additionally, the office of the City Treasurer manages outreach programs that promote economic development in Chicago's neighborhoods.

FUND SOURCE(S)	2023		2024	
	FTEs	Appropriation	FTEs	Recommendation
Corporate Fund	17	2,685,032	17	2,902,738
Water Fund	4	566,480	4	525,381
Sewer Fund	2	269,988	2	274,667
Chicago Midway Airport Fund	3	429,834	3	439,707
Chicago O'Hare Airport Fund	9	1,290,815	9	1,333,926
Tax Increment Financing Administration Fund	4	470,811	4	504,484
Total Full-time Equivalent Positions and Amounts	39	\$5,712,960	39	\$5,980,903

ALLOCATION

Personnel Services	3,627,575	3,882,018
Non-Personnel Services	2,085,385	2,098,885

Program Summary and Description	FTEs	2024 Funding
ADMINISTRATION	8	1,231,984
PORTFOLIO MANAGEMENT Manages the City's investment portfolio.	16	2,339,792
FINANCIAL REPORTING Performs accounting and financial reporting duties for the City's revenue and disbursement accounts. Serves as liaison with outside auditors and City departments.	12	1,695,324
ECONOMIC DEVELOPMENT Develops and implements economic development programs, coordinates program marketing and public affairs, and works with financial institutions and other governmental offices.	3	914,973
TURNOVER		(201,170)

2024 BUDGET OVERVIEW
PROGRAM AND BUDGET SUMMARIES BY DEPARTMENT
FINANCE AND ADMINISTRATION

DEPARTMENT OF ADMINISTRATIVE HEARINGS

2024 INITIATIVES

KEY FUNCTIONS

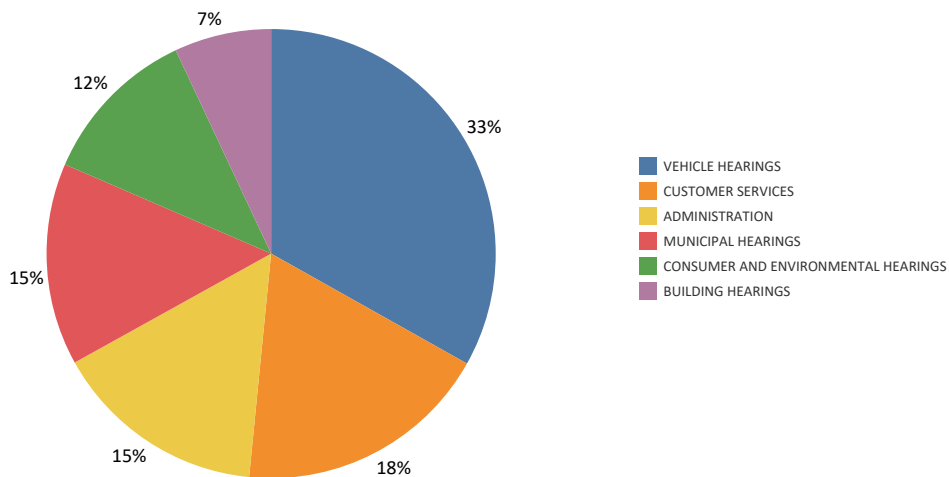
- Adjudicates ordinance violations issued by municipal departments
- Monitors time to disposition and case clearance rates for each case type
- Schedules requests for hearings and motions
- Provides training for Administrative Law Judges and Department of Administrative Hearings (DOAH) staff
- Reviews case filings for conformance with DOAH and scheduling guidelines

- Update DOAH website to become more easily navigable by the public, ensuring department's procedures are readily accessible and user friendly
- Increase Student-As-Trainee funding to allow for two students to work year-round instead of only during summer break
- Prepare for expansion of electronic filing for vacant property citations issued by CPD; e-filing vendor required to complete "issuing tracking" programming in Mobile Electronic Ticketing System (METS) prior to this expansion

2023 KEY RESULTS

- Implemented text message notifications in March 2023 for recipients of Chicago Police Department (CPD) issued citations; DOAH will monitor to determine if the goal to decrease the default rate by increasing the appearance rate has been achieved through the additional notification process
- Trained Administrative Law Judges (ALJs) for the adjudication of violations related to Department of Streets and Sanitation's (DSS) authority to tow vehicles from vacant lots; modified DOAH's case management system to accept these violations; trained staff to review these new notices of violations
- Developed new customer service survey card to gather more useful information to assist DOAH in modifying procedures, addressing customer service issues and allowing for the public to more fully participate in the community engagement process

Proposed Department Budget By Program



2024 BUDGET OVERVIEW
PROGRAM AND BUDGET SUMMARIES BY DEPARTMENT
FINANCE AND ADMINISTRATION

DEPARTMENT OF ADMINISTRATIVE HEARINGS

The Department of Administrative Hearings ("DOAH") is an independent entity that provides fair and impartial administrative hearings for violations of the Municipal Code of Chicago, the Chicago Park District Code, and the Chicago Transit Authority Code. DOAH does not hear cases where incarceration is sought.

FUND SOURCE(S)	2023		2024	
	FTEs	Appropriation	FTEs	Recommendation
Corporate Fund	40	8,447,480	40	8,769,092

ALLOCATION

Personnel Services	3,085,984	3,432,315
Non-Personnel Services	5,361,496	5,336,777

Program Summary and Description	FTEs	2024 Funding
ADMINISTRATION	12	1,370,965
CUSTOMER SERVICES Files motions to set aside defaults for all divisions and answers public inquiries at the Central Hearing Facility. Oversees the community service program, attends community meetings and aldermanic service fairs. Monitors the processing of FOIA requests.	5	1,642,916
BUILDING HEARINGS Conducts hearings that involve violations of the Building, Fire, and Zoning Codes.	5	620,567
CONSUMER AND ENVIRONMENTAL HEARINGS Conducts hearings involving public vehicles, unlicensed businesses, deceptive or fraudulent business practices, unstamped cigarette sales, overweight trucks, and towed vehicles. Conducts hearings related to violations of the Health, Sanitation, Environmental, and Transportation Codes.	5	1,027,964
MUNICIPAL HEARINGS Conducts hearings for police issued and animal control citations, vehicle impoundments, vacant and unsecured property, unpaid taxes, debts owed to the City, .	6	1,296,341
VEHICLE HEARINGS Conducts hearings for parking, red light, automated speed camera, and booted vehicle violations.	7	2,954,432
TURNOVER		(144,093)

2024 BUDGET OVERVIEW
PROGRAM AND BUDGET SUMMARIES BY DEPARTMENT
FINANCE AND ADMINISTRATION

DEPARTMENT OF LAW

KEY FUNCTIONS

- Manage litigation, transactional, and legislative projects covering a wide range of practice areas such as public finance, economic development, contracts, personal injury, civil rights, appeals, real estate and land use, aviation, employment and labor relations on behalf of the City of Chicago and its various departments
- Responsible for drafting, reviewing, and advising the City on proposed federal, state, and local legislation
- Ensures that the City’s policies and operations comply with applicable legal requirements
- Participates in housing, nuisance abatement, environmental, and anti-crime initiatives that significantly improve public safety and quality of life in neighborhoods throughout Chicago

2023 KEY RESULTS

- Pursued litigation against residential-property businesses that engage in unfair rent-to-own practices that target residents in disenfranchised communities
- Generated almost \$10 million in restitution and other relief for city restaurants to resolve allegations that Uber Eats violated the City’s emergency fee cap on commissions charged to restaurants during the pandemic, improperly listed restaurants on its platform without the restaurants’ consent, and engaged in other misconduct
- Successfully resolved tax disputes in favor of the City involving Lease Tax, Use Tax, Parking Tax, Amusement Tax and Real Estate Transfer Tax, totaling \$5.6 million
- Closed a \$740 million bond issue consisting of five series of bonds including two series which qualified

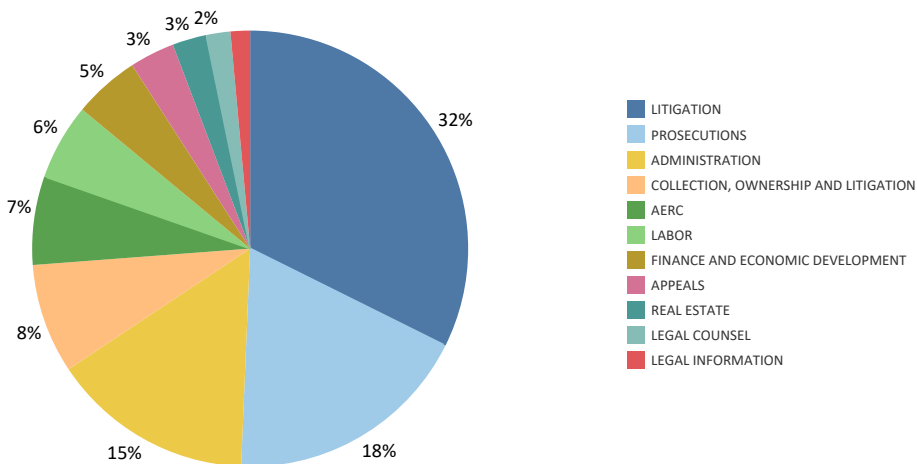
as “social bonds” for projects meeting the City’s environmental, social or governance objectives

- Settled a lawsuit against e-cigarette company JUUL for nearly \$24 million, with proceeds allocated to the Chicago Department of Public Health (CDPH) for anti-tobacco programs
- Reached agreement with the American Federation of State, County and Municipal Employees (AFSCME), Council 31, on all terms for a successor collective bargaining agreement that will run through June 30, 2027; the agreement was ratified by Council 31 and the City Council

2024 INITIATIVES

- Pursue climate change litigation against “Big Oil” fossil-fuel companies that knowingly concealed the devastating and costly impacts of fossil-fuel production on the environment, including on Lake Michigan and Chicago’s other natural resources
- Collaborate with federal agencies to improve quality of life for Chicago residents, including partnerships to improve Chicago’s water systems
- Increase diversity among outside counsel by hosting an outside counsel open house marketed towards small law firms, including minority-owned and women-owned law firms, and by revising the Department’s Outside Counsel Guidelines and Engagement Letter templates

Proposed Department Budget By Program



2024 BUDGET OVERVIEW
PROGRAM AND BUDGET SUMMARIES BY DEPARTMENT
FINANCE AND ADMINISTRATION

DEPARTMENT OF LAW

The Department of Law ("DOL") is the legal advisor to the Mayor, City departments, commissions, and the City Council as they establish and administer policies and programs to benefit Chicago residents. DOL assists with preparation and enforcement of effective ordinances and represents the City's interest in litigation.

FUND SOURCE(S)	2023		2024	
	FTEs	Appropriation	FTEs	Recommendation
Corporate Fund	320	32,945,149	346	37,227,686
Water Fund	14	1,797,587	14	1,884,195
Vehicle Tax Fund	27	2,129,171	27	2,282,820
Sewer Fund	7	959,976	7	981,284
Chicago Midway Airport Fund	3	472,788	3	518,805
Chicago O'Hare Airport Fund	19	2,460,229	19	2,325,595
Tax Increment Financing Administration Fund	11	1,176,904	11	1,207,542
Community Development Block Grant	26	3,699,892		0
Total Full-time Equivalent Positions and Amounts	427	\$45,641,696	427	\$46,427,927

ALLOCATION

Personnel Services	41,446,410	42,324,798
Non-Personnel Services	4,195,286	4,103,129

Program Summary and Description	FTEs	2024 Funding
ADMINISTRATION	29	7,304,348
LITIGATION Represents the City and City officials in a broad range of litigation, in both federal and state court. Provides pre-litigation counseling to many departments.	142	15,748,689
PROSECUTIONS Prosecutes violations of the Municipal Code of Chicago relating to transportation, police citations, and traffic matters in the Circuit Court of Cook County. Enforces the Building and Zoning Codes by prosecuting code violations in both Housing Court and Administrative Hearings.	107	8,910,979
AERC Handles litigation and transactional matters in the areas of aviation, environment, finance and bankruptcy, general regulatory, intellectual property, public utilities, and telecommunications. Represents City departments involving the acquisition or sale of services, and intellectual property. Licenses City space for revenue-generating purposes.	27	3,191,778
LEGAL INFORMATION Provides legal advice concerning the Freedom of Information Act ("FOIA").	6	697,882
APPEALS Responsible for state and federal appellate work in the four appellate courts that handle Illinois cases.	13	1,626,108

**2024 BUDGET OVERVIEW
PROGRAM AND BUDGET SUMMARIES BY DEPARTMENT
FINANCE AND ADMINISTRATION**

DEPARTMENT OF LAW

Program Summary and Description	FTEs	2024 Funding
LABOR Represents the City in grievances and arbitrations arising under the City's collective bargaining agreements and assists in contract negotiations. Provides counsel to departments on labor, personnel, and employment matters.	26	2,750,287
LEGAL COUNSEL Drafts legislation and provides legal advice and opinions to the Mayor, City Council, City departments and City agencies.	7	871,107
FINANCE AND ECONOMIC DEVELOPMENT Assists in implementing financing to stimulate economic development, with the goal of improving public infrastructure, revitalizing blighted areas, providing affordable housing, and creating and retaining jobs for City residents.	20	2,379,781
REAL ESTATE Represents the City in land acquisitions and dispositions, City leases, affordable housing programs, and condemnations, zoning, right of way and environmental matters. Serves as legal counsel to the Community Development Commission, Commission on Chicago Landmarks, and the Transportation Committee.	10	1,230,339
COLLECTION, OWNERSHIP AND LITIGATION Handles in-house collections of Circuit Court and administrative judgments including demolition and mortgage foreclosures. Supervises outside collection matters. Determines ownership of properties with Municipal Code violations.	40	3,959,119
TURNOVER		(2,242,490)

2024 BUDGET OVERVIEW
PROGRAM AND BUDGET SUMMARIES BY DEPARTMENT
FINANCE AND ADMINISTRATION

DEPARTMENT OF HUMAN RESOURCES

KEY FUNCTIONS

- Oversees recruitment, selection, and hiring across all City departments
- Develops and administers exams used for promotions and filling vacancies
- Establishes and maintains the City’s position classification and salary plan
- Enforces the City’s Diversity & Equal Employment Opportunity Policy
- Manages the City’s Reasonable Accommodation policies related to disability and pregnancy
- Provides counseling services to employees through the Employee Assistance Program
- Houses and provides support for the Human Resources Board
- Participates in Collective Bargaining Agreement negotiations

2023 KEY RESULTS

- Developed a Religious Accommodation Policy which presents clear procedures that employees and applicants can utilize when seeking an accommodation related to a religious belief or religious practice to attract and retain a workforce that reflects all of Chicago
- Coordinated the creation of video presentations to provide key information to employees approaching retirement; the Retirement Information for City Employees series offers information previously presented during in-person meetings on Deferred Compensation, PHSA/COBRA, Pension Benefits, and Social Security
- Increased computer-based and in-person testing frequency to monthly occurrence for entry-level Police

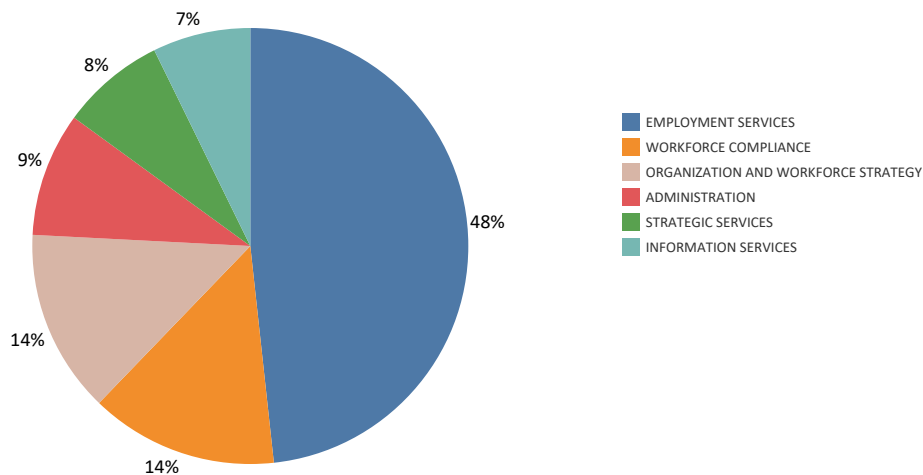
Officer positions, which has allowed for more flexibility for candidates in scheduling test dates and times

- Developed candidate feedback surveys to improve public safety hiring processes
- Partnered with the Chicago Police Department and City Colleges on their Pathways to Policing Program
- Collaborated with CPS on a Job Fair for High School and Middle School students to explore opportunities for employment with the City
- Partnered with the Mayor’s Office to update the City’s criminal background check policy to afford returning citizens more opportunities for employment

2024 INITIATIVES

- Release an online onboarding presentation to welcome new employees to City service and provide an overview of the City’s structure, functions, and policies
- Work with Human Resources Liaisons within departments to offer additional information to supplement online course material and provide resources to support new hires’ transitioning into their roles
- Release an updated Family Medical Leave Act (FMLA) policy to ensure compliance with federal rules and regulations, as well as City procedures such as our Paid Parental Leave Policy to provide clearer guidance on FMLA and internal compliance processes
- Partner with infrastructure departments to establish apprenticeship programs for trade positions to create job training opportunities for residents
- Increase number of student-as-trainees within the office to provide year-round opportunities for Chicago youth to learn about public service

Proposed Department Budget By Program



2024 BUDGET OVERVIEW
PROGRAM AND BUDGET SUMMARIES BY DEPARTMENT
FINANCE AND ADMINISTRATION

DEPARTMENT OF HUMAN RESOURCES

The Department of Human Resources ("DHR") facilitates the effective delivery of City services through the establishment of a professional human resource management program. This includes attracting, developing, and retaining quality personnel and fostering equal employment opportunities for all the residents of Chicago.

The Human Resources Board ("HRB") conducts hearings of charges brought against career service employees. HRB is responsible for providing advice and counsel to the Mayor and to the Commissioner of Human Resources in all aspects of public sector human resource administration including manpower utilization, manpower training, employee grievances and employee salaries.

DHR provides administrative support to the HRB.

FUND SOURCE(S)	2023		2024	
	FTEs	Appropriation	FTEs	Recommendation
Corporate Fund	107	9,441,636	116	11,390,133
Water Fund	4	307,189	4	347,188
Vehicle Tax Fund	1	51,168	1	55,920
Chicago Midway Airport Fund	1	118,449	1	129,425
Chicago O'Hare Airport Fund	5	422,492	5	478,842
Other Grant Funds	13	1,610,346	7	1,390,801
Total Full-time Equivalent Positions and Amounts	131	\$11,951,280	134	\$13,792,309

ALLOCATION

Personnel Services	11,244,025	12,805,788
Non-Personnel Services	707,255	986,521

Program Summary and Description	FTEs	2024 Funding
ADMINISTRATION	9	1,354,223
EMPLOYMENT SERVICES Manages and monitors the hiring and promotion process for all City departments, as well as classification and compensation. Ensures compliance with the City's Hiring Plan and federal requirements.	67	7,115,453
INFORMATION SERVICES Controls the creation and maintenance of all employee records. Manages all web and technical programming including online application programs.	11	1,069,180
STRATEGIC SERVICES Manages all programs related to testing services including test development and test administration.	12	1,138,628
WORKFORCE COMPLIANCE Manages employee performance evaluations, as well as the Reasonable Accommodations and Employee Assistance programs, including Equal Employment Opportunity and Violence in the Workplace programs.	20	2,052,371
ORGANIZATION AND WORKFORCE STRATEGY Leads the overarching citywide strategic workforce policy, management and compliance.	15	2,005,949
TURNOVER		(943,495)

2024 BUDGET OVERVIEW
PROGRAM AND BUDGET SUMMARIES BY DEPARTMENT
FINANCE AND ADMINISTRATION

DEPARTMENT OF PROCUREMENT SERVICES

KEY FUNCTIONS

- Manages contract administration across the City
- Certifies Minority, Women, and Veterans-Owned Business Enterprises, Business Enterprises Owned by People with Disabilities, and Disadvantaged Businesses
- Enforces contract compliance
- Facilitates community outreach and engagement regarding City procurement opportunities and rules
- Manages salvage auctions for various City departments

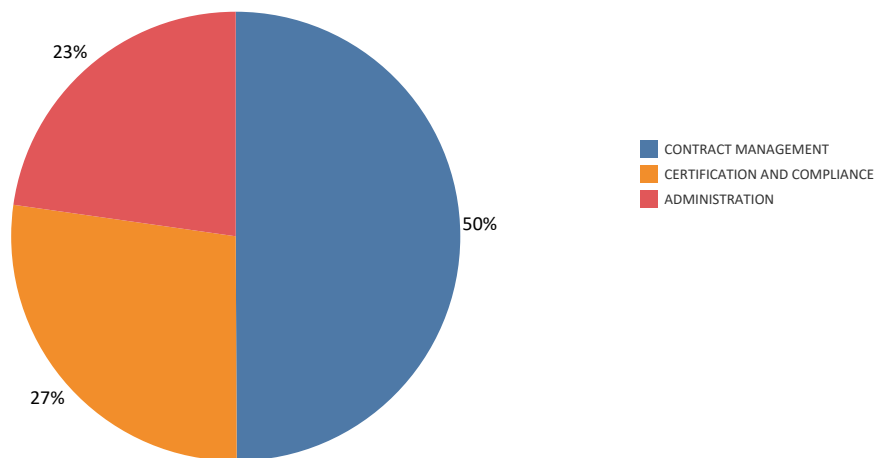
2023 KEY RESULTS

- As part of a Citywide initiative led by DPS, a new vendor was selected to provide the software for the Enterprise Resource Planning (ERP) system that will replace the current Finance Management and Procurement system
- Implemented the e-signature program across all DPS software platforms
- The newly created DPS Office of Contracting Equity implemented business process changes and aligned its staff to increase their capacity to expedite Certification applications; as a result, Certification application timelines are trending down towards DPS’s target of an average of 90 days

2024 INITIATIVES

- DPS will identify vendors to implement the software for the ERP system update; once the vendors are selected, DPS and the vendors will begin implementing the new procurement tool
- The Office of Contracting Equity will prioritize community engagement with alderpersons, assist agencies and the vendor community via roundtable discussions in order to identify barriers to government contracting opportunities faced by M/WBE firms and to develop collaborative strategies to remove such barriers and increase equitable participation
- Increase number of student-as-trainees within the office to provide year-round opportunities for Chicago youth to learn about public service

Proposed Department Budget By Program



2024 BUDGET OVERVIEW
PROGRAM AND BUDGET SUMMARIES BY DEPARTMENT
FINANCE AND ADMINISTRATION

DEPARTMENT OF PROCUREMENT SERVICES

The Department of Procurement Services ("DPS") is the contracting authority for the procurement of goods and services for the City of Chicago. DPS works with all City departments and its customers to guarantee an open, fair and timely process by establishing, communicating and enforcing superior business practices.

FUND SOURCE(S)	2023		2024	
	FTEs	Appropriation	FTEs	Recommendation
Corporate Fund	104	10,186,553	104	11,811,822
Water Fund	6	437,074	5	428,055
Vehicle Tax Fund	2	134,383	2	142,332
Chicago Midway Airport Fund	4	319,502	5	380,298
Chicago O'Hare Airport Fund	17	1,482,973	20	1,842,891
Total Full-time Equivalent Positions and Amounts	133	\$12,560,485	136	\$14,605,398

ALLOCATION

Personnel Services	11,173,916	12,722,241
Non-Personnel Services	1,386,569	1,883,157

Program Summary and Description	FTEs	2024 Funding
ADMINISTRATION	26	3,570,400
CONTRACT MANAGEMENT Facilitates the procurement process to secure high-quality goods and services in a timely and cost-effective manner.	75	7,837,012
CERTIFICATION AND COMPLIANCE Manages the Certification Program for disadvantaged, minority and women owned businesses including MBE, WBE, BEPD, DBE, and ACDBE certifications. Monitors vendor compliance with contract commitments and applicable laws and regulations.	35	4,285,389
TURNOVER		(1,087,403)

2024 BUDGET OVERVIEW
PROGRAM AND BUDGET SUMMARIES BY DEPARTMENT
FINANCE AND ADMINISTRATION

DEPARTMENT OF FLEET AND FACILITY MANAGEMENT

KEY FUNCTIONS

- Repairs and maintains City vehicles and equipment, as well as those owned by sister agencies
- Manages and maintains City facilities, both owned and leased, through security, custodial, landscaping, carpentry, painting, and other professional trades services
- Leads real estate management for both owned and leased City buildings
- Provides oversight for a diverse array of City services, including printing, graphic design, and photography, and ensuring compliance with the State of Illinois Local Records Retention Act
- Maintains, manages, and markets the Riverwalk
- Maintains and manages Millennium Park operations
- Procures fuel and utilities in support of City operations
- Provides environmental engineering services tailored for brownfield redevelopment and the management of contaminated waste; these services also extend to property transactions and the execution of the City’s Sustainable Operations Plan
- Oversees National Environmental Policy Act reviews for federally funded projects; these reviews cover Housing and Urban Development projects, Chicago Housing Authority, and other sister agencies

2023 KEY RESULTS (AS PART OF THE FORMER ASSETS, INFORMATION, AND SERVICES DEPARTMENT)

- In collaboration with CPD, coordinated an Active Threat Presentation, reaching over 1,800 employees
- Provided infrastructure repairs at new arrival migrant

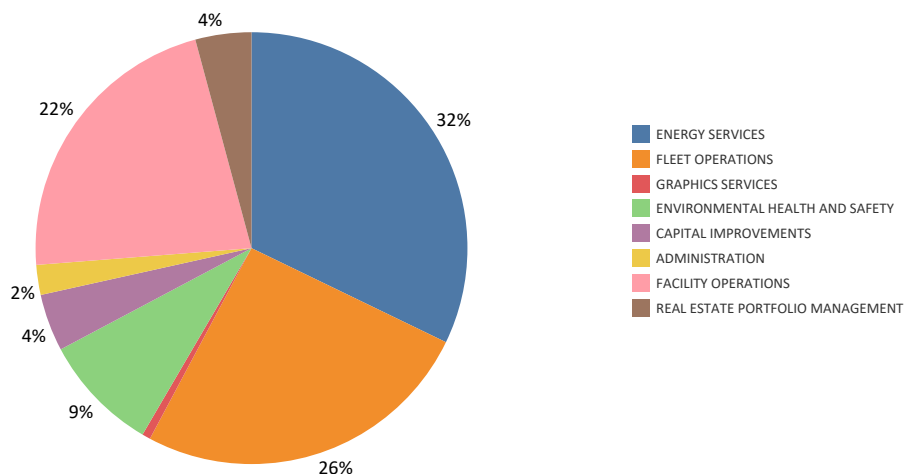
shelters; including building new enclosures for shower trailers and offering facility maintenance services

- Successfully remediated the site of the former Carnotite Reduction Company, located in the northern section of the Bronzeville Lakefront development project; removing and safely disposing 27,500 tons of soil contaminated with radioactivity
- Expanded the City’s electric vehicle infrastructure by purchasing and installing 186 electric vehicle charging stations, predominantly in the South and West sides of the City; moreover, an additional 217 fully electric and plug-in hybrid vehicles were purchased, in line with the Chicago Climate Action Plan
- Supervised and managed the economic development portion of the new Public Safety Training Campus

FUTURE INITIATIVES

- Collaborate with City departments to establish a unified and consistent system that ensures all records eligible for destruction are handled per the records retention schedule, aiming to decrease storage expenses
- Continue to provide security, landscaping, and custodial maintenance along with additional professional trades services for the new arrival mission
- Assist the Department of Planning & Development with environmental assessments and remediation of sites around the proposed Englewood Nature Trail project
- Install GPS systems in 100% of all public safety vehicles
- Increase number of student-as-trainees within the office to provide year-round opportunities for Chicago youth to learn about public service
- Complete the renovation of the Cloud Gate Plaza

Proposed Department Budget By Program



2024 BUDGET OVERVIEW
PROGRAM AND BUDGET SUMMARIES BY DEPARTMENT
FINANCE AND ADMINISTRATION

DEPARTMENT OF FLEET AND FACILITY MANAGEMENT

Bureau of Finance and Administration

The Department of Fleet and Facilities Management ("FFM") is responsible for maintaining and repairing City-owned and leased vehicles and the operation, maintenance and repair of City buildings and properties. FFM is also responsible for custodial services, security coverage, graphic services, mail service, relocation services, document storage and management, energy procurement, and environmental engineering technical support.

FUND SOURCE(S)	2023		2024	
	FTEs	Appropriation	FTEs	Recommendation
Corporate Fund	39	3,575,660	36	3,744,526

ALLOCATION

Personnel Services	3,415,447	3,559,938
Non-Personnel Services	160,213	184,588

Program Summary and Description	2024	
	FTEs	Funding
ADMINISTRATION	36	3,921,003
TURNOVER		(176,477)

DEPARTMENT OF FLEET AND FACILITY MANAGEMENT

Bureau of Facility Management

FUND SOURCE(S)	2023		2024	
	FTEs	Appropriation	FTEs	Recommendation
Corporate Fund	369	98,718,107	366	101,373,079
Water Fund		560,444		594,482
Vehicle Tax Fund		2,598,108		2,769,954
Library Fund		15,313,820		17,314,316
Special Events and Municipal Hotel Operators'		5,879,200		15,384,600
Occupation Tax Fund				
Other Grant Funds		4,000,000		1,534,000
Total Full-time Equivalent Positions and Amounts	369	\$127,069,679	366	\$138,970,431

ALLOCATION

Personnel Services	36,614,772	38,085,421
Non-Personnel Services	90,454,907	100,885,010

Program Summary and Description	2024	
	FTEs	Funding
FACILITY OPERATIONS Maintains properties and manages custodial, security, and landscaping services at all City-owned and leased facilities.	173	118,430,804
CAPITAL IMPROVEMENTS Provides architectural, engineering and construction services for City facilities. Plans, programs, and designs improvements for all City facilities. Oversees joint venture projects with the Public Building Commission.	193	23,040,332
TURNOVER		(2,500,705)



2024 BUDGET OVERVIEW
PROGRAM AND BUDGET SUMMARIES BY DEPARTMENT
FINANCE AND ADMINISTRATION

DEPARTMENT OF FLEET AND FACILITY MANAGEMENT
Bureau of Asset Management

FUND SOURCE(S)	2023		2024	
	FTEs	Appropriation	FTEs	Recommendation
Corporate Fund	49	67,620,967	51	73,011,211
Water Fund		31,571,587		33,652,505
Vehicle Tax Fund		23,485,277		24,620,354
Motor Fuel Tax Fund		16,596,923		20,396,009
Sewer Fund		1,908,354		1,780,799
Library Fund		6,505,754		7,237,646
Chicago Midway Airport Fund		8,983,120		9,572,756
Chicago O'Hare Airport Fund		35,908,691		38,509,201
Community Development Block Grant	2	520,265	2	520,265
Other Grant Funds	1	45,767,540	1	44,436,000
Total Full-time Equivalent Positions and Amounts	52	\$238,868,478	54	\$253,736,746

ALLOCATION

Personnel Services	4,598,270	4,948,421
Non-Personnel Services	234,270,208	248,788,325

Program Summary and Description	FTEs	2024 Funding
ADMINISTRATION	3	8,112,840
REAL ESTATE PORTFOLIO MANAGEMENT Develops standard procedures for the terms, enforcement, and negotiation of leases. Evaluates space needs, lease consolidations, and build-out designs.	4	22,442,015
ENERGY SERVICES Develops and executes energy procurement strategies, oversees energy contract management, researches the energy market to ensure rate optimization, and applies for energy-related grants.	6	172,770,366
ENVIRONMENTAL HEALTH AND SAFETY Develops and manages the City's comprehensive Environmental, Health, and Safety Compliance program.	17	47,389,731
GRAPHICS SERVICES Provides photographic and digital imaging services, fast and economical printing, photocopying, and bindery services to City departments.	24	3,397,409
TURNOVER		(375,615)

2024 BUDGET OVERVIEW
PROGRAM AND BUDGET SUMMARIES BY DEPARTMENT
FINANCE AND ADMINISTRATION

DEPARTMENT OF FLEET AND FACILITY MANAGEMENT
Bureau of Fleet Operations

FUND SOURCE(S)	2023		2024	
	FTEs	Appropriation	FTEs	Recommendation
Corporate Fund	425	87,794,866	425	93,566,798
Water Fund	48	7,934,095	48	8,208,559
Vehicle Tax Fund		107,599		107,599
Sewer Fund	26	5,488,730	26	6,007,586
Library Fund		40,510		41,487
Chicago Midway Airport Fund	15	4,849,000	15	5,037,999
Chicago O'Hare Airport Fund	98	20,358,920	98	21,466,008
Total Full-time Equivalent Positions and Amounts	612	\$126,573,720	612	\$134,436,036

ALLOCATION

Personnel Services	61,388,243	65,440,584
Non-Personnel Services	65,185,477	68,995,452

Program Summary and Description	FTEs	2024 Funding
ENERGY SERVICES		136,060
Develops and executes energy procurement strategies, oversees energy contract management, researches the energy market to ensure rate optimization, and applies for energy-related grants.		
FLEET OPERATIONS	612	137,615,027
Maintains and repairs vehicles utilized by the City, Chicago Park District, Chicago Housing Authority, and Chicago Transit Authority. Manages quality control and equipment and parts inventories, and coordinates and dispatches field technicians.		
TURNOVER		(3,315,051)

2024 BUDGET OVERVIEW
PROGRAM AND BUDGET SUMMARIES BY DEPARTMENT
FINANCE AND ADMINISTRATION

DEPARTMENT OF FLEET AND FACILITY MANAGEMENT
Bureau of Information Technology

FUND SOURCE(S)	2023		2024	
	FTEs	Appropriation	FTEs	Recommendation
Corporate Fund	81	26,402,524		0
Water Fund		6,405,683		0
Vehicle Tax Fund		469,274		0
Sewer Fund		58,206		0
Library Fund		279,804		0
Special Events and Municipal Hotel Operators'		88,610		0
Occupation Tax Fund				
Chicago Midway Airport Fund		91,592		0
Chicago O'Hare Airport Fund		359,767		0
Other Grant Funds	8	32,783,894		0
Total Full-time Equivalent Positions and Amounts	89	\$66,939,354	0	\$0

ALLOCATION

Personnel Services	6,693,310	0
Non-Personnel Services	60,246,044	0

Program Summary and Description	2024	
	FTEs	Funding

DEPARTMENT OF FLEET AND FACILITY MANAGEMENT
Bureau of Centralized Information Technology

FUND SOURCE(S)	2023		2024	
	FTEs	Appropriation	FTEs	Recommendation
Corporate Fund	140	5,340,918		0

ALLOCATION

Personnel Services	5,340,918	0
--------------------	-----------	---

Program Summary and Description	2024	
	FTEs	Funding

2024 BUDGET OVERVIEW
PROGRAM AND BUDGET SUMMARIES BY DEPARTMENT
INFRASTRUCTURE SERVICES

Infrastructure Services
FUNDING COMPARISON BY DEPARTMENT

Department	2023	2024
Department of Streets and Sanitation		
Commissioner's Office	2,190,792	2,628,694
Administrative Services Division	2,011,235	2,230,068
Bureau of Sanitation	187,044,923	204,380,108
Bureau of Rodent Control	13,339,163	14,856,333
Bureau of Street Operations	58,739,848	63,785,424
Bureau of Forestry	22,905,735	28,972,937
Bureau of Traffic Services	25,283,912	27,884,054
Dept Total	311,515,608	344,737,618
Chicago Department of Transportation		
Office of the Commissioner	3,010,744	3,299,801
Division of Administration	5,282,205	5,603,347
Division of Engineering	444,306,006	1,165,206,517
Division of Traffic Safety	18,231,032	18,130,167
Division of Infrastructure Management	15,042,745	17,353,636
Division of Sign Management	9,016,919	11,145,739
Division of Project Development	12,319,702	94,620,645
Division of Electrical Operations	41,452,336	45,160,042
Division of In-House Construction	96,237,890	108,178,199
Citywide Services	10,207,603	11,542,132
Dept Total	655,107,182	1,480,240,225
Chicago Department of Aviation		
Chicago Midway Airport	207,492,928	244,052,059
Chicago-O'Hare International Airport	941,989,640	1,176,311,257
Dept Total	1,149,482,568	1,420,363,316
Department of Water Management		
Commissioner's Office	38,949,109	37,592,498
Bureau of Administrative Support	5,096,749	5,400,792
Bureau of Engineering Services	15,110,147	18,071,385
Bureau of Water Supply	111,778,045	114,774,321
Bureau of Operations and Distribution	202,765,500	209,719,318
Bureau of Meter Services	10,730,910	12,272,524
Dept Total	384,430,460	397,830,838
Total - Infrastructure Services	\$2,500,535,818	\$3,643,171,997

2024 BUDGET OVERVIEW
PROGRAM AND BUDGET SUMMARIES BY DEPARTMENT
INFRASTRUCTURE SERVICES

DEPARTMENT OF STREETS AND SANITATION

KEY FUNCTIONS

- Collects and disposes of residential municipal solid waste and bulk refuse
- Manages overall strategy to collect and divert residential recyclable materials from the waste stream
- Provides refuse and recycling carts to residents for waste and recycling services
- Plants new trees, trims and maintains live trees, and safely removes dead trees from City property
- Sweeps, plows and salts city roads
- Removes graffiti and cleans City-owned vacant lots
- Monitors for violations of City sanitation codes
- Bait and eliminates rodents, educates residents on how to reduce the risk of rodents on their property, and removes dead animals
- Tows or relocates improperly parked vehicles and manages City auto pounds

2023 KEY RESULTS

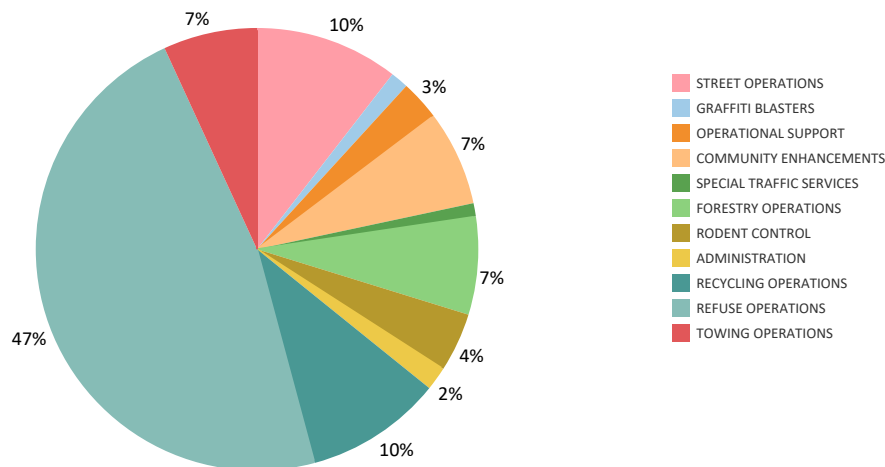
- Onboarded new recycling staff, reinforcing our dedication to a sustainable future through increased recycling rates and waste reduction
- Introduced the Blue Cart Recycling Map, detailing Chicago’s recycling journey, material sorting locations, and tonnage data, to enhance transparency
- Continued tree planting success; on track to plant over 18,000 trees by the end of 2023
- Optimized citywide area tree trimming, achieving improved performance and equitable care for urban canopies

- Initiated a collaborative flood cleanup effort, partnering with the Mayor’s Office, City departments, unions, and local groups to equitably aid those affected
- Enhanced inspection efficiency by expanding complaint closures to efficiently resolve requests, streamlining our processes
- Revamped “Plow Tracker”, empowering residents to monitor snow removal activities more effectively
- Launched the inaugural “Name a Snowplow Contest,” fostering engagement with city residents during winter months

2024 INITIATIVES

- Expand the tree canopy to enrich the city’s green landscape, prioritizing air quality, shade, and healthier neighborhoods through strategic tree planting
- Carry out composting and waste diversion efforts, increasing locations and community participation to further reduce our environmental impact
- Upgrade department mobile apps to ensure equitable access to City services and enhancing responsiveness to diverse community needs
- Increase number of students-as-trainees within the office to provide year-round opportunities for Chicago youth to learn about public service
- Advance workforce diversity by employing returning residents, collaborating with key stakeholders to create inclusive hiring practices
- Foster community relationships through robust engagement efforts, reaching out to underrepresented groups and addressing their unique needs under an equity banner

Proposed Department Budget By Program



2024 BUDGET OVERVIEW
PROGRAM AND BUDGET SUMMARIES BY DEPARTMENT
INFRASTRUCTURE SERVICES

DEPARTMENT OF STREETS AND SANITATION

Commissioner's Office

The Department of Streets and Sanitation ("DSS") provides a clean, safe, and healthy environment on the streets and alleys of Chicago through the effective management of the collection and disposal of residential refuse; the sweeping and plowing of streets; managing a citywide residential recycling program; the timely removal of graffiti; the cleaning of vacant lots; the demolition of condemned garages; the efficient towing of illegally parked or abandoned vehicles; the mitigation and abatement of rodents; as well as the planting, trimming and removal of trees.

FUND SOURCE(S)	2023		2024	
	FTEs	Appropriation	FTEs	Recommendation
Corporate Fund	21	2,190,792	22	2,628,694

ALLOCATION

Personnel Services	2,142,827	2,580,152
Non-Personnel Services	47,965	48,542

Program Summary and Description	FTEs	2024 Funding
ADMINISTRATION	22	2,729,201
TURNOVER		(100,507)

DEPARTMENT OF STREETS AND SANITATION

Administrative Services Division

FUND SOURCE(S)	2023		2024	
	FTEs	Appropriation	FTEs	Recommendation
Corporate Fund	23	2,011,235	23	2,230,068

ALLOCATION

Personnel Services	1,959,534	2,175,410
Non-Personnel Services	51,701	54,658

Program Summary and Description	FTEs	2024 Funding
ADMINISTRATION	23	2,340,828
TURNOVER		(110,760)

2024 BUDGET OVERVIEW
PROGRAM AND BUDGET SUMMARIES BY DEPARTMENT
INFRASTRUCTURE SERVICES

DEPARTMENT OF STREETS AND SANITATION
Bureau of Sanitation

FUND SOURCE(S)	2023		2024	
	FTEs	Appropriation	FTEs	Recommendation
Corporate Fund	491	127,512,515	460	135,533,083
Garbage Collection Fund	876	59,532,408	910	68,847,025
Total Full-time Equivalent Positions and Amounts	1,367	\$187,044,923	1,370	\$204,380,108

ALLOCATION

Personnel Services	100,945,585	113,995,100
Non-Personnel Services	86,099,338	90,385,008

Program Summary and Description	FTEs	2024 Funding
ADMINISTRATION		150,000
OPERATIONAL SUPPORT Supervises personnel, employee safety, training, and warehouse operations. Allocates hoisting engineers to operate heavy equipment for a variety of City needs.	6	596,688
REFUSE OPERATIONS Collects refuse, bulk items, and yard waste citywide. Enforces the City's sanitation code.	1,274	167,209,562
RECYCLING OPERATIONS Collects recyclable material citywide.	64	35,390,822
COMMUNITY ENHANCEMENTS Provides supervision and field crews for projects that clean and enhance neighborhoods.		3,840,811
STREET OPERATIONS Maintains the cleanliness and safety of the public way through manual cleaning, special events support, and litter basket waste collection. Manages and implements the City's snow removal operations. Removes debris blocking and/or entering the City sewer system.	26	2,045,602
TURNOVER		(4,853,377)

2024 BUDGET OVERVIEW
PROGRAM AND BUDGET SUMMARIES BY DEPARTMENT
INFRASTRUCTURE SERVICES

DEPARTMENT OF STREETS AND SANITATION
Bureau of Rodent Control

FUND SOURCE(S)	2023		2024	
	FTEs	Appropriation	FTEs	Recommendation
Corporate Fund	114	13,339,163	118	14,856,333

ALLOCATION

Personnel Services	9,069,494	10,427,291
Non-Personnel Services	4,269,669	4,429,042

Program Summary and Description	2024	
	FTEs	Funding
RODENT CONTROL Identifies, controls, and eliminates rodent problems through inspections and baiting of alleys, sewers, and identified premises. Collects and removes deceased rodents and other animals from the public way. Manages the City's refuse cart inventory.	118	15,318,761
TURNOVER		(462,428)

DEPARTMENT OF STREETS AND SANITATION
Bureau of Street Operations

FUND SOURCE(S)	2023		2024	
	FTEs	Appropriation	FTEs	Recommendation
Corporate Fund	139	21,124,698	139	22,641,799
Vehicle Tax Fund	201	19,029,460	197	22,384,640
Motor Fuel Tax Fund		18,585,690		18,758,985
Total Full-time Equivalent Positions and Amounts	340	\$58,739,848	336	\$63,785,424

ALLOCATION

Personnel Services	31,544,477	34,289,663
Non-Personnel Services	27,195,371	29,495,761

Program Summary and Description	2024	
	FTEs	Funding
OPERATIONAL SUPPORT Supervises personnel, employee safety, training, and warehouse operations. Allocates hoisting engineers to operate heavy equipment for a variety of City needs.	39	4,542,494
COMMUNITY ENHANCEMENTS Provides supervision and field crews for projects that clean and enhance neighborhoods.	181	20,786,171
GRAFFITI BLASTERS Removes graffiti in Chicago neighborhoods.	33	4,640,449

2024 BUDGET OVERVIEW
PROGRAM AND BUDGET SUMMARIES BY DEPARTMENT
INFRASTRUCTURE SERVICES

STREET OPERATIONS	83	34,940,953
<p>Maintains the cleanliness and safety of the public way through manual cleaning, special events support, and litter basket waste collection. Manages and implements the City's snow removal operations. Removes debris blocking and/or entering the City sewer system.</p>		
TURNOVER		(1,124,643)

DEPARTMENT OF STREETS AND SANITATION
Bureau of Forestry

FUND SOURCE(S)	2023		2024	
	FTEs	Appropriation	FTEs	Recommendation
Corporate Fund	231	22,855,735	244	28,972,937
Other Grant Funds		50,000		0
Total Full-time Equivalent Positions and Amounts	231	\$22,905,735	244	\$28,972,937

ALLOCATION

Personnel Services	19,344,524	22,585,823
Non-Personnel Services	3,561,211	6,387,114

Program Summary and Description	FTEs	2024 Funding
OPERATIONAL SUPPORT Supervises personnel, employee safety, training, and warehouse operations. Allocates hoisting engineers to operate heavy equipment for a variety of City needs.	34	5,055,816
FORESTRY OPERATIONS Removes dead and hazardous trees, trims live trees on the City parkways, removes tree stumps, and processes non-parkway landscape debris.	210	25,242,276
TURNOVER		(1,325,155)

2024 BUDGET OVERVIEW
PROGRAM AND BUDGET SUMMARIES BY DEPARTMENT
INFRASTRUCTURE SERVICES

DEPARTMENT OF STREETS AND SANITATION
Bureau of Traffic Services

FUND SOURCE(S)	2023		2024	
	FTEs	Appropriation	FTEs	Recommendation
Vehicle Tax Fund	180	25,283,912	180	27,884,054

ALLOCATION

Personnel Services	14,108,979	16,299,101
Non-Personnel Services	11,174,933	11,584,953

Program Summary and Description	FTEs	2024 Funding
ADMINISTRATION	8	776,097
OPERATIONAL SUPPORT Supervises personnel, employee safety, training, and warehouse operations. Allocates hoisting engineers to operate heavy equipment for a variety of City needs.		94,777
TOWING OPERATIONS Provides traffic support for City events, relocates illegally parked vehicles on the public way, identifies and removes dangerous and/or abandoned vehicles from City streets or vacant lots, and operates City auto pounds.	141	24,182,799
SPECIAL TRAFFIC SERVICES Provides traffic support for parades, marathons, filming locations, and other special events.	31	3,411,031
TURNOVER		(580,650)

2024 BUDGET OVERVIEW

PROGRAM AND BUDGET SUMMARIES BY DEPARTMENT

INFRASTRUCTURE SERVICES

CHICAGO DEPARTMENT OF TRANSPORTATION

KEY FUNCTIONS

- Maintain and improve Chicago’s transportation infrastructure to enable safe, equitable, and efficient mobility for all residents and visitors
- Design, construct, resurface, and maintain residential and arterial streets, alleys and bikeways, sidewalks, and ADA ramps
- Advance mobility options by offering micro-mobility services and coordinating with sister agencies to expand transit
- Coordinate freight infrastructure planning, policy, and implementation with regional agencies and carriers
- Review and approve traffic and transportation facility design for public improvements and private development
- Administer public way policy, including building addresses, street vacations, and dedications
- Lead collaborative traffic safety initiatives through Vision Zero
- Bridge, waterway, traffic signal, and street lighting design, construction, maintenance, and repair
- Coordinate permits for construction, special events and private uses of the public way
- Design and maintenance of street signs and pavement markings

Bridge, a new, fully accessible pedestrian and bicycle bridge providing a vital link for South Side residents to access Chicago’s lakefront

- Expanded Divvy service to every Chicago neighborhood to create the largest bikeshare service area of any city in North America
- Produced the Chicago Cycling Strategy and vision for the next 150 miles of bikeways, focused on low-stress options and filling gaps in the citywide network
- Began a multi-phase project to rehabilitate four viaducts of Canal Street between Taylor Street and Madison Street that serve as both a major corridor into Chicago’s Central Business District and as the roof of Chicago Union Station

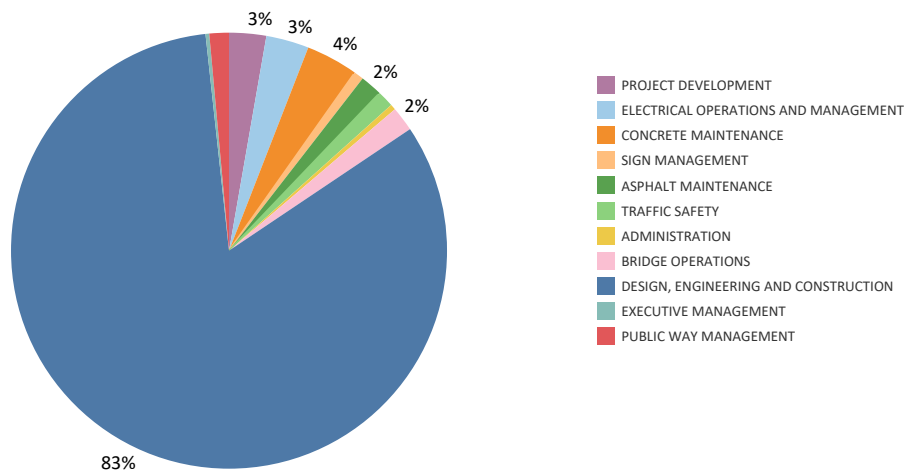
2024 INITIATIVES

- Complete construction of the Damen Green Line CTA Station, which will fill an important transit gap in the Near West Side community
- Continue implementing approximately 20 miles of streetscape improvements across 12 South and West side commercial corridors, creating more walkable streets that foster economic growth
- Break ground on the State/Lake CTA station, which will replace the more than 100-year-old existing structure with a modern, fully accessible rail hub
- Increase number of students-as-trainees within the office to provide year-round opportunities for Chicago youth to learn about public service
- Begin a major rehabilitation of the Lake Street Bascule Bridge over the Chicago River, which was constructed in 1916 and carries double track CTA trains on the upper level and vehicular and pedestrian traffic on the lower level

2023 KEY RESULTS

- On pace to resurface more than 150 miles of residential and arterial streets, install 8,000 ADA ramps, replace 2,200 street light poles, and modernize street lighting on 250 blocks of residential and arterial streets
- Completed construction of the 43rd Street Pedestrian

Proposed Department Budget By Program



2024 BUDGET OVERVIEW
PROGRAM AND BUDGET SUMMARIES BY DEPARTMENT
INFRASTRUCTURE SERVICES

CHICAGO DEPARTMENT OF TRANSPORTATION

Office of the Commissioner

The Chicago Department of Transportation ("CDOT") is responsible for planning, designing, programming and constructing infrastructure as part of the City's Capital Improvement Program ("CIP"). CDOT projects include bridges, select subway and elevated transit stations, arterial streets, and viaducts. CDOT operates, repairs and maintains all bridges, streets, street signs, pavement markings, street and alley lights, and traffic signals.

FUND SOURCE(S)	2023		2024	
	FTEs	Appropriation	FTEs	Recommendation
Corporate Fund	24	3,010,744	24	3,299,801

ALLOCATION

Personnel Services	2,642,874	2,953,646
Non-Personnel Services	367,870	346,155

Program Summary and Description	FTEs	2024
		Funding
EXECUTIVE MANAGEMENT Provides policy direction and executive management.	24	3,441,564
ADMINISTRATION		33,180
TURNOVER		(174,943)

CHICAGO DEPARTMENT OF TRANSPORTATION

Division of Administration

FUND SOURCE(S)	2023		2024	
	FTEs	Appropriation	FTEs	Recommendation
Corporate Fund	63	5,084,343	62	5,375,257
Tax Increment Financing Administration Fund	3	197,862	3	228,090
Total Full-time Equivalent Positions and Amounts	66	\$5,282,205	65	\$5,603,347

ALLOCATION

Personnel Services	5,154,370	5,435,780
Non-Personnel Services	127,835	167,567

Program Summary and Description	FTEs	2024
		Funding
ADMINISTRATION	65	6,076,712
TURNOVER		(473,365)

2024 BUDGET OVERVIEW
PROGRAM AND BUDGET SUMMARIES BY DEPARTMENT
INFRASTRUCTURE SERVICES

CHICAGO DEPARTMENT OF TRANSPORTATION
Division of Engineering

FUND SOURCE(S)	2023		2024	
	FTEs	Appropriation	FTEs	Recommendation
Corporate Fund		1,008,642		1,255,642
Vehicle Tax Fund	73	7,871,854	73	8,949,700
Community Development Block Grant		5,543,000		0
Other Grant Funds		429,882,510		1,155,001,175
Total Full-time Equivalent Positions and Amounts	73	\$444,306,006	73	\$1,165,206,517

ALLOCATION

Personnel Services	6,652,166	7,599,764
Non-Personnel Services	437,653,840	1,157,606,753

Program Summary and Description	2024	
	FTEs	Funding
DESIGN, ENGINEERING AND CONSTRUCTION Designs, develops, and manages the construction of bridges, asphalt and concrete repair and replacement, transit, street lighting, traffic signals, and other capital projects. Coordinates the use of the freight tunnel system.	73	1,165,802,519
TURNOVER		(596,002)

CHICAGO DEPARTMENT OF TRANSPORTATION
Division of Traffic Safety

FUND SOURCE(S)	2023		2024	
	FTEs	Appropriation	FTEs	Recommendation
Corporate Fund	13	18,231,032	13	18,130,167

ALLOCATION

Personnel Services	1,246,274	1,378,202
Non-Personnel Services	16,984,758	16,751,965

Program Summary and Description	2024	
	FTEs	Funding
TRAFFIC SAFETY Operates and manages traffic control signs and signals, effective enforcement of traffic laws through the red-light camera and speed camera programs, and use of innovative and advanced technologies for integrated traffic management.	13	18,234,137
TURNOVER		(103,970)

2024 BUDGET OVERVIEW
PROGRAM AND BUDGET SUMMARIES BY DEPARTMENT
INFRASTRUCTURE SERVICES

CHICAGO DEPARTMENT OF TRANSPORTATION
Division of Infrastructure Management

FUND SOURCE(S)	2023		2024	
	FTEs	Appropriation	FTEs	Recommendation
Vehicle Tax Fund	82	15,042,745	83	17,353,636

ALLOCATION

Personnel Services	6,236,542	7,177,873
Non-Personnel Services	8,806,203	10,175,763

Program Summary and Description	2024	
	FTEs	Funding
PUBLIC WAY MANAGEMENT Coordinates the use of the public way, and manages and operates the Office of Underground Coordination, the City Utility Alert Network, and One Call. Issues public way permits, performs inspections of the public way, and reviews construction projects for quality assurance.	83	17,810,633
TURNOVER		(456,997)

CHICAGO DEPARTMENT OF TRANSPORTATION
Division of Sign Management

FUND SOURCE(S)	2023		2024	
	FTEs	Appropriation	FTEs	Recommendation
Corporate Fund	8	777,342	8	843,613
Motor Fuel Tax Fund	45	8,239,577	51	10,302,126
Total Full-time Equivalent Positions and Amounts	53	\$9,016,919	59	\$11,145,739

ALLOCATION

Personnel Services	4,231,553	4,949,678
Non-Personnel Services	4,785,366	6,196,061

Program Summary and Description	2024	
	FTEs	Funding
EXECUTIVE MANAGEMENT Provides policy direction and executive management.	8	728,598
SIGN MANAGEMENT Manufactures and installs street signs, traffic signs, and various other signs used by the City. Handles the repair and replacement of existing signs based on citywide service requests.	51	10,673,907
TURNOVER		(256,766)

2024 BUDGET OVERVIEW
PROGRAM AND BUDGET SUMMARIES BY DEPARTMENT
INFRASTRUCTURE SERVICES

CHICAGO DEPARTMENT OF TRANSPORTATION
Division of Project Development

FUND SOURCE(S)	2023		2024	
	FTEs	Appropriation	FTEs	Recommendation
Corporate Fund	35	3,883,026	35	4,465,032
Motor Fuel Tax Fund		1,200,000		1,200,000
Other Grant Funds	3	7,236,676	3	88,955,613
Total Full-time Equivalent Positions and Amounts	38	\$12,319,702	38	\$94,620,645

ALLOCATION

Personnel Services	3,755,365	4,165,080
Non-Personnel Services	8,564,337	90,455,565

Program Summary and Description	2024	
	FTEs	Funding
PROJECT DEVELOPMENT Prepares surface transportation plans, studies, and policy recommendations to enhance mobility, economic vitality, and quality of life in Chicago.	38	28,925,856
PUBLIC WAY MANAGEMENT Coordinates the use of the public way, and manages and operates the Office of Underground Coordination, the City Utility Alert Network, and One Call. Issues public way permits, performs inspections of the public way, and reviews construction projects for quality assurance.		3,466,010
DESIGN, ENGINEERING AND CONSTRUCTION Designs, develops, and manages the construction of bridges, asphalt and concrete repair and replacement, transit, street lighting, traffic signals, and other capital projects. Coordinates the use of the freight tunnel system.		62,512,468
TURNOVER		(283,689)

CHICAGO DEPARTMENT OF TRANSPORTATION
Division of Electrical Operations

FUND SOURCE(S)	2023		2024	
	FTEs	Appropriation	FTEs	Recommendation
Corporate Fund	37	9,015,516	36	9,057,909
Motor Fuel Tax Fund	257	32,436,820	255	36,102,133
Total Full-time Equivalent Positions and Amounts	294	\$41,452,336	291	\$45,160,042

ALLOCATION

Personnel Services	31,838,573	33,251,872
Non-Personnel Services	9,613,763	11,908,170

2024 BUDGET OVERVIEW
PROGRAM AND BUDGET SUMMARIES BY DEPARTMENT
INFRASTRUCTURE SERVICES

Program Summary and Description	FTEs	2024 Funding
ELECTRICAL OPERATIONS AND MANAGEMENT Maintains and repairs the street light, alley light, traffic signal, and fire alarm systems in the city. Repairs circuits, relamps street lights and traffic signals, and replaces broken or obsolete equipment. Supervises electrical system improvement projects.	291	47,341,239
TURNOVER		(2,181,197)

CHICAGO DEPARTMENT OF TRANSPORTATION
Division of In-House Construction

FUND SOURCE(S)	2023		2024	
	FTEs	Appropriation	FTEs	Recommendation
Corporate Fund	57	4,452,196	58	4,988,040
Vehicle Tax Fund	552	52,692,657	506	52,452,727
Motor Fuel Tax Fund	274	39,093,037	367	50,737,432
Total Full-time Equivalent Positions and Amounts	883	\$96,237,890	931	\$108,178,199

ALLOCATION

Personnel Services	84,774,360	95,498,512
Non-Personnel Services	11,463,530	12,679,687

Program Summary and Description	FTEs	2024 Funding
DESIGN, ENGINEERING AND CONSTRUCTION Designs, develops, and manages the construction of bridges, asphalt and concrete repair and replacement, transit, street lighting, traffic signals, and other capital projects. Coordinates the use of the freight tunnel system.	12	2,675,950
BRIDGE OPERATIONS Performs routine repairs to bridges and provides staff at bridge houses with roving patrols for timely bridge openings over commercial and public water way transportation.	182	27,172,717
ASPHALT MAINTENANCE Responsible for residential street and alley resurfacing, pothole patching, pavement markings, and street and alley speed bump installation and maintenance.	182	24,104,928
CONCRETE MAINTENANCE Responsible for the repair and replacement of sidewalks, curbs, and gutters. Ensures proper drainage and manages erosion prevention activities.	555	57,643,107
TURNOVER		(3,418,503)

2024 BUDGET OVERVIEW
PROGRAM AND BUDGET SUMMARIES BY DEPARTMENT
INFRASTRUCTURE SERVICES

CHICAGO DEPARTMENT OF TRANSPORTATION
Citywide Services

FUND SOURCE(S)	2023		2024	
	FTEs	Appropriation	FTEs	Recommendation
Corporate Fund	14	2,848,650	16	3,334,561
Motor Fuel Tax Fund		7,358,953		8,207,571
Total Full-time Equivalent Positions and Amounts	14	\$10,207,603	16	\$11,542,132

ALLOCATION

Personnel Services	1,192,841	1,404,596
Non-Personnel Services	9,014,762	10,137,536

Program Summary and Description	2024	
	FTEs	Funding
PROJECT DEVELOPMENT Prepares surface transportation plans, studies, and policy recommendations to enhance mobility, economic vitality, and quality of life in Chicago.	16	11,708,346
TURNOVER		(166,214)

2024 BUDGET OVERVIEW
PROGRAM AND BUDGET SUMMARIES BY DEPARTMENT
INFRASTRUCTURE SERVICES

CHICAGO DEPARTMENT OF AVIATION

KEY FUNCTIONS

- Manage O’Hare and Midway International Airports safely, effectively, and efficiently
- Grow Chicago airports’ competitive positions in the global aviation marketplace
- Create career paths and economic opportunities for diverse individuals and businesses to participate in capital projects
- Provide world-class services and amenities in an environment that reflects Chicago’s rich, diverse, and unique character
- Integrate sustainable planning and practices into all aspects of airport operations

2023 KEY RESULTS

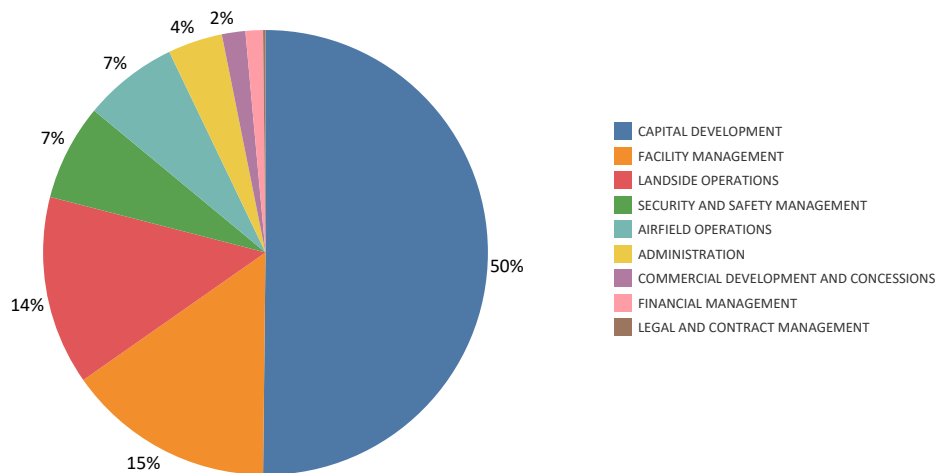
- Progressed on O’Hare 21, hosting a Grand Opening event in January to celebrate completion of the Terminal 5 concourse extension and rehabilitation; began airfield work to prepare for the construction of two Satellite Concourses; when complete, O’Hare 21 will reimagine the passenger experience and maintain the airport’s competitive position
- Bolstered O’Hare’s position as a leading global cargo hub with the completion of Phase III of the Northeast Cargo Campus, adding an additional 125,000 square feet of cargo handling space and creating 500 new jobs
- Progressed on the final phase of the Midway Modernization Program (MMP) to elevate the passenger experience, with more than a dozen new food, beverage and retail concessions on track to open in phases through the end of 2023
- Expanded outreach efforts by unveiling an upgraded

Community Outreach Bus, which brings a flight simulator and information to residents across Chicago’s 77 community areas, and hosting tours and events to connect young people with opportunities at O’Hare and Midway

2024 INITIATIVES

- Proceed with the O’Hare 21 program in stride with the anticipated completion of work on the new Terminal 5 Parking Garage, along with the planning, design and initial construction for the Terminal Area Plan, beginning with work on the Satellite Concourses
- Continue to connect Chicagoans from all 77 community areas to airport jobs and opportunities, as well as propagate small and diverse business capacity building and employment
- Expand partnerships with educational institutions across the Chicago region, particularly Chicago Public Schools and City Colleges of Chicago, as an additional avenue to connect individuals from disadvantaged communities with opportunities at O’Hare and Midway
- Increase number of students-as-trainees within the office to provide year-round opportunities for Chicago youth to learn about public service
- Further the Department’s commitment to being a good neighbor in partnership with local wards and suburban communities through the O’Hare Noise Compatibility Commission and the Midway Noise Compatibility Commission; at O’Hare, the Department will continue to work with federal and local partners on the review and ultimate implementation of the Fly Quiet program to thoughtfully distribute nighttime air traffic at the airport; at Midway, the Department will continue to invest in the Residential Sound Insulation Program

Proposed Department Budget By Program



2024 BUDGET OVERVIEW
PROGRAM AND BUDGET SUMMARIES BY DEPARTMENT
INFRASTRUCTURE SERVICES

CHICAGO DEPARTMENT OF AVIATION

Chicago Midway Airport

The Chicago Department of Aviation ("CDA") manages all aspects of Midway and O'Hare International airports including operations, maintenance, and capital improvements. CDA is also responsible for the design, construction, and implementation of modernization programs at both airports.

FUND SOURCE(S)	2023		2024	
	FTEs	Appropriation	FTEs	Recommendation
Chicago Midway Airport Fund	327	135,057,220	339	151,326,059
Other Grant Funds		72,435,708		92,726,000
Total Full-time Equivalent Positions and Amounts	327	\$207,492,928	339	\$244,052,059

ALLOCATION

Personnel Services	27,347,620	31,743,759
Non-Personnel Services	180,145,308	212,308,300

Program Summary and Description	FTEs	2024 Funding
ADMINISTRATION	16	10,606,612
FINANCIAL MANAGEMENT Directs financial matters concerning the airport system.		1,639,792
LEGAL AND CONTRACT MANAGEMENT Provides direction on legal issues, contract processing, and review of all airport contracts.		12,700
COMMERCIAL DEVELOPMENT AND CONCESSIONS Manages all airport tenants and concession services.		2,884,600
CAPITAL DEVELOPMENT Provides engineering and architectural services for airport development projects. Manages noise abatement program.		97,629,200
AIRFIELD OPERATIONS Provides for the safe operation of airplane ground movements, airfield coordination, vehicle operations, snow and ice removal services, and emergency response coordination.	148	21,015,026
LANDSIDE OPERATIONS Manages ground transportation services at parking facilities.	29	25,638,665
SECURITY AND SAFETY MANAGEMENT Provides airport safety and security services for the traveling public, airport employees, and property.	117	22,018,216
FACILITY MANAGEMENT Operates and maintains terminal and airfield facilities and equipment.	29	64,027,846
TURNOVER		(1,420,598)

2024 BUDGET OVERVIEW
PROGRAM AND BUDGET SUMMARIES BY DEPARTMENT
INFRASTRUCTURE SERVICES

CHICAGO DEPARTMENT OF AVIATION
Chicago-O'Hare International Airport

FUND SOURCE(S)	2023		2024	
	FTEs	Appropriation	FTEs	Recommendation
Chicago O'Hare Airport Fund	1,830	528,305,113	1,899	581,318,547
Other Grant Funds		413,684,527		594,992,710
Total Full-time Equivalent Positions and Amounts	1,830	\$941,989,640	1,899	\$1,176,311,257

ALLOCATION

Personnel Services	164,134,613	183,015,547
Non-Personnel Services	777,855,027	993,295,710

Program Summary and Description	2024	
	FTEs	Funding
ADMINISTRATION	94	46,472,840
FINANCIAL MANAGEMENT Directs financial matters concerning the airport system.	45	16,607,224
LEGAL AND CONTRACT MANAGEMENT Provides direction on legal issues, contract processing, and review of all airport contracts.	23	2,344,630
COMMERCIAL DEVELOPMENT AND CONCESSIONS Manages all airport tenants and concession services.	23	21,226,443
CAPITAL DEVELOPMENT Provides engineering and architectural services for airport development projects. Manages noise abatement program.	113	620,289,193
AIRFIELD OPERATIONS Provides for the safe operation of airplane ground movements, airfield coordination, vehicle operations, snow and ice removal services, and emergency response coordination.	519	77,256,106
LANDSIDE OPERATIONS Manages ground transportation services at parking facilities.	228	170,779,779
SECURITY AND SAFETY MANAGEMENT Provides airport safety and security services for the traveling public, airport employees, and property.	496	78,156,900
FACILITY MANAGEMENT Operates and maintains terminal and airfield facilities and equipment.	358	152,126,110
TURNOVER		(8,947,968)

2024 BUDGET OVERVIEW

PROGRAM AND BUDGET SUMMARIES BY DEPARTMENT

INFRASTRUCTURE SERVICES

DEPARTMENT OF WATER MANAGEMENT

KEY FUNCTIONS

- Collects, purifies, tests, and distributes almost one billion gallons daily of fresh, clean, safe drinking water to Chicago and 120 suburbs
- Provides capital improvement engineering services for the design and construction of new water and sewer mains
- Operates, maintains, and repairs the City’s water and combined sewer systems comprised of two of the world’s largest water purification plants, 12 pumping stations, 4,244 miles of water mains, 48,064 hydrants, 4,480 miles of sewer and storm water mains, and 353,000 structures and manholes
- Operates an EPA-certified Chemistry Lab, IDPH-certified Microbiology Lab, and two 24/7 Control Laboratories to analyze samples for regulatory compliance
- Develops and operates lead testing and Lead Service Line Replacement (LSLR) programs as the Registered Operator in Charge according to IEPA and IDPH regulations

2023 KEY RESULTS

- Critical construction on the Sawyer Water Purification Plant (SWPP) to replace a 425,000 square foot roof, abate lead paint, and replace aging electrical and roof drainage systems
- Received a FEMA planning grant to continue developing an 8-mile-long tunnel and other infrastructure flooding and sewer back-up mitigation techniques for the South Side Area 4 Watershed; this project is expected to benefit about 38,000 homes

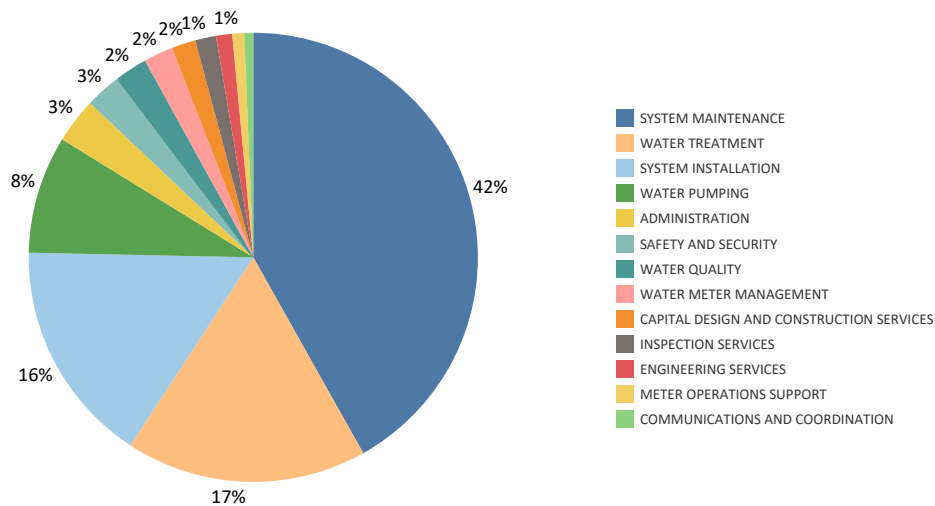
and businesses that frequently experience flooding issues

- Expanded the LSLR program offerings by launching the Daycare, Leaks and Breaks and Block-Long LSLR Programs resulting in 2,486 LSLRs to date in 2023
- Repaired 9,059 leaks and breaks on water and sewer infrastructure, responded to 21,224 flooding complaints, cleaned 17,388 sewer structures, and addressed 3,055 open hydrant complaints as of July 2023
- As of July 2023, distributed 5,034 free lead testing kits and 502 free filter sets consisting of a water pitcher and six cartridges rated to remove lead

2024 INITIATIVES

- Compete for IEPA’s first allocation of federal Infrastructure Investment and Jobs Act funds for LSLR under their new definition of Disadvantaged Community, which will assist with paying for the replacement of the public-serving side of lead service lines
- Continue to develop the City’s LSLR programs and ensure that work performed by or for the DWM will follow new EPA Lead and Copper Rule Improvement regulations scheduled to be released in Fall 2023
- Increase number of students-as-trainees within the office to provide year-round opportunities for Chicago youth to learn about public service
- Develop a flooding pilot for Chicago’s West Side, the area hardest hit in July’s 2023 100-year rain event; the pilot’s goal will be to identify interventions to assist with retaining stormwater in green spaces instead of the sewer system

Proposed Department Budget By Program



2024 BUDGET OVERVIEW
PROGRAM AND BUDGET SUMMARIES BY DEPARTMENT
INFRASTRUCTURE SERVICES

INSPECTION SERVICES	25	2,862,256
Protects public health and welfare by inspecting consumer plumbing to ensure compliance with the municipal code. Inspects and evaluates the condition of valves throughout the water system, and protects the water and sewer systems from damage by private contractors.		
SYSTEM INSTALLATION	49	67,012,791
Provides for the replacement of sewers, water mains, water valves, and fire hydrants. Monitors the cleaning of large sewers by private contractors.		
SYSTEM MAINTENANCE	1,419	147,155,349
Maintains and repairs sewer mains, catch basins, and manholes to ensure the free flow of storm and sanitary sewage and to prevent hazards to the public. Performs normal and emergency repair and maintenance of water distribution appurtenances.		
COMMUNICATIONS AND COORDINATION	26	2,609,240
Coordinates, schedules, dispatches, and issues work repair orders with proper notices and permits via the 311 system. Coordinates with utility companies and other City departments on the DIGGER Program and other CDOT permitting and construction.		
TURNOVER		(12,371,527)

DEPARTMENT OF WATER MANAGEMENT
Bureau of Meter Services

FUND SOURCE(S)	2023		2024	
	FTEs	Appropriation	FTEs	Recommendation
Water Fund	109	10,730,910	116	12,272,524

ALLOCATION

Personnel Services	10,256,535	11,539,774
Non-Personnel Services	474,375	732,750

Program Summary and Description	FTEs	2024 Funding
ADMINISTRATION	3	478,887
METER OPERATIONS SUPPORT	36	3,553,990
Supports the City's water meter installation and repair programs.		
WATER METER MANAGEMENT	77	8,847,760
Provides water meters to customers. Repairs meters, including remote meters with read-out devices in the field. Reconditions and tests newly designed meters, fire detector meters, and existing meters. Ensures the accuracy and efficiency of meter readings, semi-annual assessments, and new account examinations. Manages the processing of delinquent accounts.		
TURNOVER		(608,113)

2024 BUDGET OVERVIEW
PROGRAM AND BUDGET SUMMARIES BY DEPARTMENT
PUBLIC SAFETY

Public Safety

FUNDING COMPARISON BY DEPARTMENT

Department	2023	2024
Office of Public Safety Administration	180,395,992	171,890,889
Chicago Police Board	588,184	601,188
Chicago Police Department	1,907,521,868	1,998,869,599
Office of Emergency Management and Communications	105,819,308	110,169,871
Chicago Fire Department	775,157,777	783,933,719
Civilian Office of Police Accountability	15,036,021	16,756,984
Community Commission for Public Safety and Accountability	3,184,119	4,003,410
Total - Public Safety	\$2,987,703,269	\$3,086,225,660

2024 BUDGET OVERVIEW
PROGRAM AND BUDGET SUMMARIES BY DEPARTMENT
PUBLIC SAFETY

OFFICE OF PUBLIC SAFETY ADMINISTRATION

KEY FUNCTIONS

- Oversees finance, contracts, grants, facilities, and general support as well as personnel management, information technology (IT) and medical across the City’s public safety departments

2023 KEY RESULTS

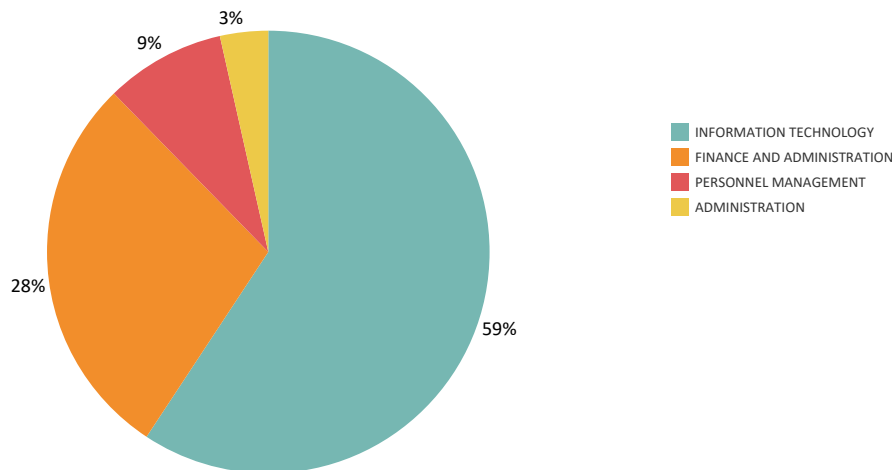
- Began implementing a new Computer Aided Dispatch (CAD) system for enhanced 9-1-1 communications and dispatching, which will allow for enhanced unit location identification and cost savings
- Managed the new Joint Public Safety Training Campus on behalf of public safety departments to better provide classroom and scenario-based training sessions along with expanded classroom space
- Initiated the procurement process for a modernized records management systems for public safety
- Completed upgrading all Chicago Police Department (CPD) and Chicago Fire Department (CFD) in-vehicle computing equipment, enabling officers to be more mobile and present in their communities while expanding applications and capabilities available in the field
- Completed upgrading all CPD dispatch radio channels to digital encrypted paths, enabling higher quality and uninterrupted communications with the Office of Emergency Management and Communications (OEMC)
- Opened a new public safety Employee Help Center at public safety headquarters, offering our public safety members precise and efficient access to various payroll and HR administrative functions such as ID renewal/ replacement, address changes, leave of absences and retirement processing

- Began procurement for new public safety camera and radio contracting opportunities with MBE/WBE compliance at the forefront

2024 INITIATIVES

- Continue civilianization of Police timekeeping by hiring additional PSA Timekeepers
- Finalize implementation of new CAD system for enhanced 9-1-1 communications and dispatching
- Implement a new Next Gen 911 system which will allow for enhanced call handling, improved location accuracy, neighboring municipality interconnectivity, resilience, reliability and improved emergency response times and accuracy
- Complete construction of the Emergency Medical Services (EMS) component within the new Joint Public Safety Training Campus on behalf of CFD
- Host educational sessions as part of an ongoing supplier diversity program with the goal of increasing diversity and M/WBE contracting
- Working with OEMC, invest in GIS and data analytics to improve data quality, assess gaps, and improve response times at both CPD and CFD
- Implement new radio dispatch channels and infrastructure for the Chicago Fire Department to mitigate interference and enhance member safety
- Coordinate the administrative and financial functions of the work to secure the Democratic National Convention for the City’s public safety offices

Proposed Department Budget By Program



2024 BUDGET OVERVIEW
PROGRAM AND BUDGET SUMMARIES BY DEPARTMENT
PUBLIC SAFETY

OFFICE OF PUBLIC SAFETY ADMINISTRATION

The Office of Public Safety Administration ("PSA") manages and implements all administrative functions for the City of Chicago's public safety departments, including the departments of Police and Fire, and the Office of Emergency Management and Communications.

FUND SOURCE(S)	2023		2024	
	FTEs	Appropriation	FTEs	Recommendation
Corporate Fund	238	59,173,823	259	63,828,777
Emergency Communication Fund	111	75,091,853	114	75,210,796
Chicago Midway Airport Fund		42,238		42,238
Chicago O'Hare Airport Fund		32,238		32,238
Other Grant Funds	13	46,055,840	13	32,776,840
Total Full-time Equivalent Positions and Amounts	362	\$180,395,992	386	\$171,890,889

ALLOCATION

Personnel Services	33,716,007	38,836,928
Non-Personnel Services	146,679,985	133,053,961

Program Summary and Description	FTEs	2024 Funding
ADMINISTRATION	6	6,098,604
FINANCE AND ADMINISTRATION Performs accounting and financial reporting duties for the City's public safety departments. Facilitates the procurement process for public safety departments to secure high-quality goods and services in a timely and cost-effective manner. Manages the distribution and audit of all public safety payroll. Manages fleet and facilities operations for public safety departments.	156	49,615,042
PERSONNEL MANAGEMENT Manages and monitors the hiring and promotion process for the public safety departments, as well as classification and compensation. Ensures compliance with the City's Hiring Plan and federal requirements, including fingerprinting and background checks.	98	15,324,684
INFORMATION TECHNOLOGY Provides the enterprise services, network services, radio communication capabilities, public safety camera network, and other technologies to support public safety departments and City services, which protects lives and property citywide. Provides on-going technical support to Police, Fire and Emergency Medical Service dispatch operations.	126	103,409,786
TURNOVER		(2,557,227)

2024 BUDGET OVERVIEW
PROGRAM AND BUDGET SUMMARIES BY DEPARTMENT
PUBLIC SAFETY

CHICAGO POLICE BOARD

KEY FUNCTIONS

- Decides disciplinary cases when the Superintendent of Police files charges to discharge a sworn officer from the Chicago Police Department (CPD)
- Rules on matters in which the Chief Administrator of the Civilian Office of Police Accountability (COPA) and the Superintendent of Police do not agree regarding the discipline of an officer
- Holds monthly public meetings that provide an opportunity for all members of the public to present questions and comments to the Board, the Superintendent of Police, and the Chief Administrator of COPA
- Considers appeals by applicants for a probationary police officer position who have been removed from CPD's eligibility list due to the results of a background investigation

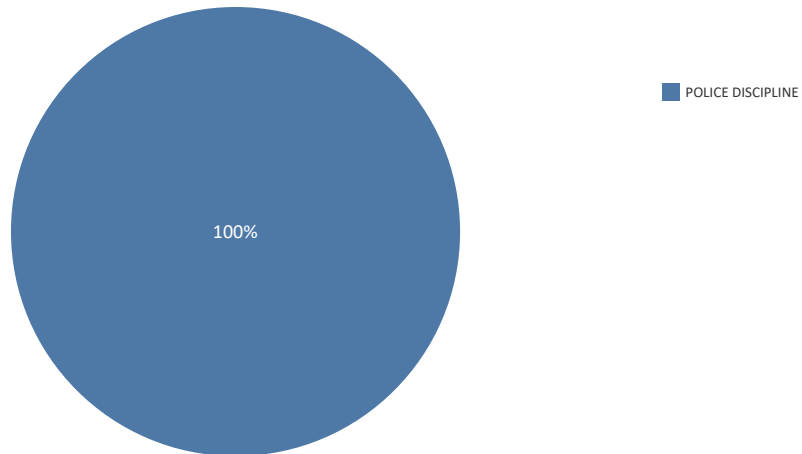
2023 KEY RESULTS

- Decided 10 discharge cases and ruled on three COPA/CPD disagreement cases through July 31
- Decided 29 appeals from disqualified CPD applicants
- Achieved full compliance with the requirements of 11 Consent Decree paragraphs and preliminary compliance with the remaining three paragraphs the Police Board is responsible for implementing

2024 INITIATIVES

- Continue to provide a fair and open process for deciding disciplinary cases in which CPD officers are accused of serious misconduct
- Continue to decide appeals from disqualified CPD applicants in a fair and timely manner
- Achieve and maintain full compliance with all Consent Decree paragraphs the Police Board is responsible for implementing

Proposed Department Budget By Program



2024 BUDGET OVERVIEW
PROGRAM AND BUDGET SUMMARIES BY DEPARTMENT
PUBLIC SAFETY

CHICAGO POLICE BOARD

The Police Board is an independent civilian body that oversees various activities of the Chicago Police Department ("CPD"). The Police Board's powers and responsibilities include deciding cases involving allegations of serious misconduct by police officers and other CPD personnel.

FUND SOURCE(S)	2023		2024	
	FTEs	Appropriation	FTEs	Recommendation
Corporate Fund	2	588,184	2	601,188

ALLOCATION

Personnel Services	301,534	303,252
Non-Personnel Services	286,650	297,936

Program Summary and Description	2024	
	FTEs	Funding
POLICE DISCIPLINE The Police Board decides disciplinary cases when the Superintendent of Police files charges to discharge a sworn officer from the Chicago Police Department.	2	601,188

2024 BUDGET OVERVIEW
PROGRAM AND BUDGET SUMMARIES BY DEPARTMENT
PUBLIC SAFETY

CHICAGO POLICE DEPARTMENT

KEY FUNCTIONS

The Chicago Police Department (CPD) is primarily organized into the following Bureaus: Patrol, Detectives, Counterterrorism, Internal Affairs, and Office of Constitutional Policing and Reform. Specific functions include:

- The Bureau of Patrol oversees patrol operations throughout the five Police Areas, Central Control Group, and 22 Districts in Chicago
- The Bureau of Detectives is responsible for investigating crimes and includes the Youth Investigations Division, Area Detectives, and Forensic Services Division
- The Bureau of Counterterrorism is responsible for homeland security operations and addressing both international and domestic criminal enterprises, as well as units specialized in addressing gangs and narcotics
- The Bureau of Internal Affairs handles all allegations of misconduct that fall outside the jurisdiction of the Civilian Office of Police Accountability (COPA)
- The Office of Constitutional Policing and Reform manages reform projects and initiatives within CPD, including the Training and Support Group, Professional Counseling Division, and Reform Management Group

2023 KEY RESULTS

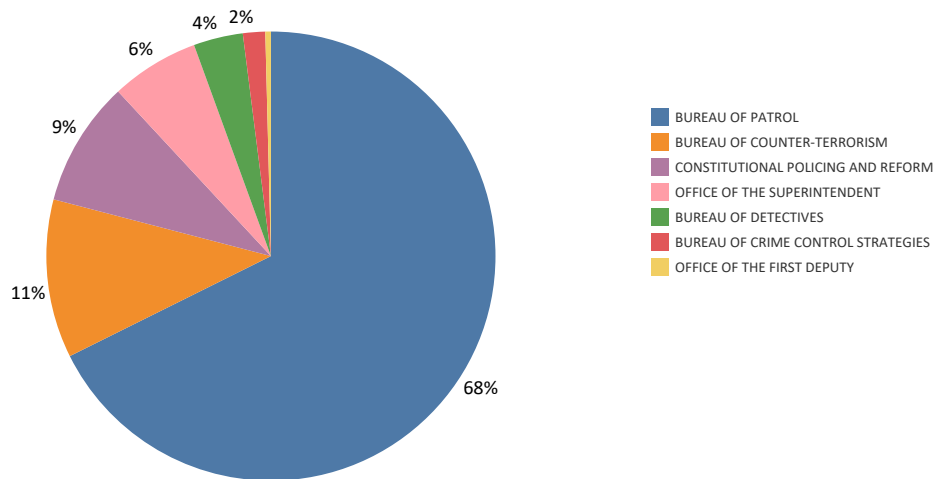
- Secured facilities and staffing to stand up two new Employee Assistance Facilities to ensure that officers have accessible mental health facilities necessary to pursue wellness
- Recruited and hired over 399 qualified candidates as of July for the position of police officer that reflect an ethnically, racially, and gender diverse cross-section of the Chicago communities that CPD serves

- Promoted 70 detectives and 30 evidence technicians within the Bureau of Detectives to improve investigations across the city
- Implemented data driven strategy to deploy officers to the top 35 beats that drive violence resulting in shootings dropping 9% and murders falling 6% as of July 31

2024 INITIATIVES

- Expand capacity to provide services to victims and survivors of gender-based violence and human trafficking with increased staffing of the Crime Victim Services Program
- Enhance investigations by promoting and hiring 100 individuals to strengthen investigations and ensure that offenders are brought to justice
- Transform staffing by increasing the number of sworn supervisors and trainers while simultaneously hiring civilians to meet key skill gaps in the Department with the overall goal of creating a better managed, more constitutional, and efficient Department
- Increase number of student-as-trainees within the office to provide year-round opportunities for Chicago youth to learn about public service
- Continuing the Department’s commitment to professionalism and superior training by providing 40 hours of in-service training
- To make data driven decisions within an established system of sustainable ongoing self-assessment and analysis, continue the creation of a performance management unit within the Office of Constitutional Policing and Reform
- Provide security for the Democratic National Convention

Proposed Department Budget By Program



2024 BUDGET OVERVIEW
PROGRAM AND BUDGET SUMMARIES BY DEPARTMENT
PUBLIC SAFETY

CHICAGO POLICE DEPARTMENT

The Chicago Police Department ("CPD") protects the lives, property, and rights of all people, maintains order, and enforces the law impartially. CPD provides quality police service in partnership with other members of the community and strives to attain the highest degree of ethical behavior and professional conduct at all times.

FUND SOURCE(S)	2023		2024	
	FTEs	Appropriation	FTEs	Recommendation
Corporate Fund	13,715	1,710,939,993	13,630	1,739,511,126
Chicago Midway Airport Fund	72	8,490,360	72	8,298,739
Chicago O'Hare Airport Fund	218	25,983,702	218	25,409,424
Controlled Substances Fund		100,000		100,000
Chicago Police CTA Detail Fund		30,000,000		30,000,000
Other Grant Funds	132	132,007,813	217	195,550,310
Total Full-time Equivalent Positions and Amounts	14,137	\$1,907,521,868	14,137	\$1,998,869,599

ALLOCATION

Personnel Services	1,673,738,155	1,711,156,009
Non-Personnel Services	233,783,713	287,713,590

Program Summary and Description	2024	
	FTEs	Funding
OFFICE OF THE SUPERINTENDENT Responsible for the organization, promotion, and disciplinary action of all Department members. Administers legal and legislative matters and various labor agreements, improves the Department's response to domestic violence, works with residents through community policing, and disseminates information to the public through the news media.	444	133,114,323
OFFICE OF THE FIRST DEPUTY Coordinates and unifies the efforts of all bureaus to maximize the use of departmental resources, personnel, and technology.	61	8,147,195
BUREAU OF PATROL Responsible for general field operations, including the protection of life and property, apprehension of criminals, problem-solving to address chronic crime and disorder problems, and enforcing traffic laws and City ordinances.	10,816	1,414,360,372
BUREAU OF DETECTIVES Directs the efforts of personnel trained in apprehending offenders and completing thorough and unified investigations. Serves as a liaison in matters of criminal and juvenile-related offenses, providing district law enforcement officers with investigative and arrest information, and developing and presenting criminal cases.	600	74,118,927
BUREAU OF COUNTER-TERRORISM Responsible for all targeted operation into both international and domestic criminal enterprises. Coordinates intelligence resources to ensure that the City is protected from complex coordinated terrorist attack.	1,322	238,506,422

**2024 BUDGET OVERVIEW
PROGRAM AND BUDGET SUMMARIES BY DEPARTMENT
PUBLIC SAFETY**

CHICAGO POLICE DEPARTMENT

Program Summary and Description	FTEs	2024 Funding
BUREAU OF CRIME CONTROL STRATEGIES Responsible for monitoring, assessing, and executing the Department's various strategic operational plans. In addition, the Department coordinates and directs activities which specifically relate to data collection, criminal justice research, analysis, and reporting.	312	33,562,124
CONSTITUTIONAL POLICING AND REFORM Responsible for managing reform projects and track reforming implementation progress to ensure that initiatives are completed correctly and efficiently. Coordinates with the independent monitor so that CPD is able to respond to requests for information in accordance with the Consent Decree and the Illinois Attorney General.	582	188,464,660
TURNOVER		(91,404,424)

2024 BUDGET OVERVIEW
PROGRAM AND BUDGET SUMMARIES BY DEPARTMENT
PUBLIC SAFETY

**OFFICE OF EMERGENCY MANAGEMENT
AND COMMUNICATIONS**

KEY FUNCTIONS

- Handles call taking and dispatch of all 9-1-1 emergency calls
- Handles call taking for 3-1-1 non-emergency City service requests
- Leads planning, training, and exercises for citywide preparedness and resource coordination efforts related to disasters, emergencies, and large-scale special events
- Operates the City’s Operations Center and Emergency Operations Center
- Deploys Traffic Control Aides at special events and other critical locations

2023 KEY RESULTS

- Launched the Chicago OEMC phone app to give residents readily available access to emergency management and public safety information
- Coordinated the citywide effort to welcome, receive and temporarily shelter thousands of new arrivals into Chicago from the southern border
- Hosted both the Whole Community Summit and the 2023 National Homeland Security Conference in Chicago, showcasing our best practices in public safety and emergency management to jurisdictions throughout the region and the country
- Partnered with the State of Illinois and Cook County to meet the criteria to request a Presidential declaration for individual assistance in response to flooding from

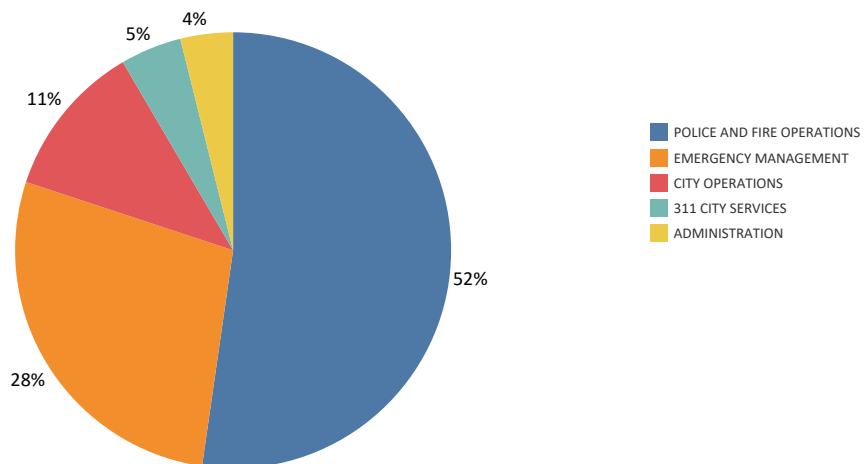
the July 2nd rainfall for the first time in 10 years

- Created a class specific to OEMC’s functions in partnership with City Colleges, which is now being offered at multiple campuses, to diversify and strengthen OEMC’s job applicant pool

2024 INITIATIVES

- Complete the update to its 9-1-1 computer aided dispatch (CAD) system
- Coordinate the Citywide public safety and planning effort around next year’s broad special events portfolio, including the Democratic National Convention
- Develop a comprehensive plan to integrate the Operations Center and City Incident Center; this joint center will enhance coordination around public safety and public works incidents
- Continue to support OEMC’s ever-growing team of 9-1-1 operators by adding two full-time clinicians to OEMC’s staff
- Increase number of student-as-trainees within the office to provide year-round opportunities for Chicago youth to learn about public service
- Ensure that OEMC is ready to respond and assist the public, regardless of the nature of an emergency, by providing five new Senior Emergency Managers to the Emergency Management team

Proposed Department Budget By Program



2024 BUDGET OVERVIEW
PROGRAM AND BUDGET SUMMARIES BY DEPARTMENT
PUBLIC SAFETY

OFFICE OF EMERGENCY MANAGEMENT AND COMMUNICATIONS

The Office of Emergency Management and Communications ("OEMC") manages incidents, coordinates events, operates communications systems, and provides public safety technology to City departments and agencies to strengthen their respective missions and protect lives and property in the City of Chicago.

FUND SOURCE(S)	2023		2024	
	FTEs	Appropriation	FTEs	Recommendation
Corporate Fund	173	11,018,200	173	11,949,917
Emergency Communication Fund	665	60,470,005	674	64,586,231
Chicago Midway Airport Fund	38	2,039,865	38	2,205,321
Chicago O'Hare Airport Fund	83	4,320,236	84	4,577,402
Other Grant Funds	4	27,971,002	2	26,851,000
Total Full-time Equivalent Positions and Amounts	963	\$105,819,308	971	\$110,169,871

ALLOCATION

Personnel Services	76,014,651	78,836,892
Non-Personnel Services	29,804,657	31,332,979

Program Summary and Description	2024	
	FTEs	Funding
ADMINISTRATION	21	4,426,679
POLICE AND FIRE OPERATIONS Responsible for the dispatch of all Police, Fire, and Emergency Medical Services through the City's 911 Center and Alternative Response Center ("ARS"), operating 24 hours a day, 7 days a week, 365 days a year.	627	59,759,488
EMERGENCY MANAGEMENT Prepares Chicago for significant incidents (man-made, natural, and technological), emergencies, planned events, and provides disaster response and recovery assistance to residents and institutions. Mitigates the effects of catastrophic events and provides operational coordination.	28	31,773,848
311 CITY SERVICES Serves as the point of entry for residents, business owners, and visitors requesting non-emergency City services and information.	73	5,203,450
CITY OPERATIONS Provides traffic management and performs traffic control functions to ensure the safe and effective movement of traffic throughout Chicago.	222	13,139,891
TURNOVER		(4,133,485)

2024 BUDGET OVERVIEW
PROGRAM AND BUDGET SUMMARIES BY DEPARTMENT
PUBLIC SAFETY

CHICAGO FIRE DEPARTMENT

KEY FUNCTIONS

- Extinguishes fires that harm life, property, or the environment
- Performs search, rescue, and emergency medical services (EMS)
- Provides maritime fire and EMS to a 15-mile limit in Lake Michigan
- Inspects buildings and commercial venues for fire code compliance
- Provides public education on fire awareness and safety
- Detects hazardous materials and mitigates damage to Chicago communities
- Serves as a training hub for northeastern Illinois area fire and police departments
- Participates in the Illinois Mutual Aid Box Alarm System (MABAS), which provides EMS and Fire responses to large scale incidents where mutual aid is necessary

2023 KEY RESULTS

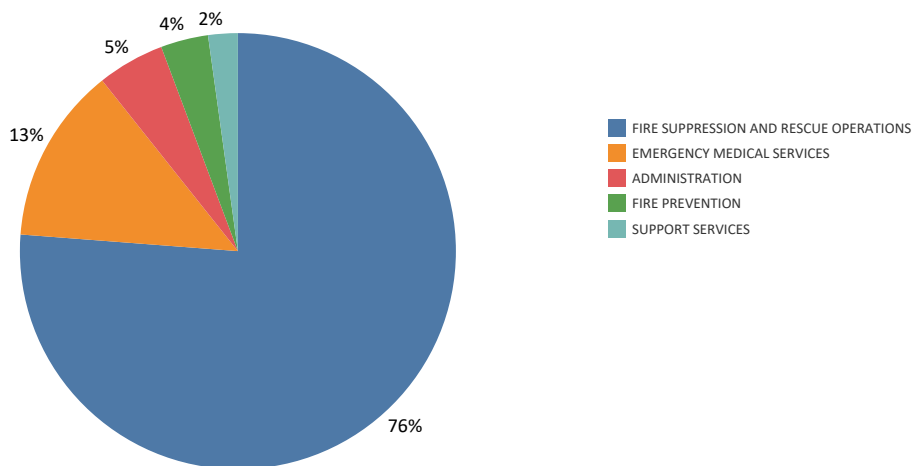
- CFD secured renewal of International Organization for Standardization (ISO) rating for another 4-5 years. CFD’s ISO score directly impacts insurance premiums for every Chicago business and homeowner
- Reduced risk of fire deaths via distributions of smoke detectors through expanded community outreach and education, including the distribution of over 13,000 10-year smoke detectors
- CFD partnered with Cook County Department of Emergency Management and Regional Security and Cook County Sheriff’s Office to develop a regional Incident Management Team

- Worked to recruit Chicago residents, especially in underserved and under-represented communities, to seek employment as firefighters and paramedics
- Provided personnel and material support to establish alternative responses for behavioral and mental health calls and staffed an opioid response team
- Utilized approved funding to continue participation in the City’s Mobile Integrated Health program, providing alternative medical care services in identified under-served communities

2024 INITIATIVES

- Continue to expand the Bureau of Diversity, Equity, and Inclusion (DEI) to establish a Community Outreach Recruitment Diversity and Inclusion Unit (CORDI) to educate communities on all services offered by CFD, and to engage with Chicago’s youth to seek career opportunities with CFD
- Expand CFD’s training programs for members to promote more efficient, equitable, and appropriate paths to promotion by dedicating two lieutenants to oversee the expansion of the programs
- Maximize utilization of the new training academy both for incoming classes and continuing training of CFD members, including regular coordinated fire attack training and inter-departmental response
- Expand the reach of CFD’s employee assistance program (EAP) to evolve to include more proactive mental health components within CFD, offering more preventable mental health training to provide skills and tools to improve and maintain mental health and wellness
- Add a lieutenant to coordinate safety across City departments

Proposed Department Budget By Program



2024 BUDGET OVERVIEW
PROGRAM AND BUDGET SUMMARIES BY DEPARTMENT
PUBLIC SAFETY

CHICAGO FIRE DEPARTMENT

The Chicago Fire Department ("CFD") is responsible for the safety of residents and property by providing emergency services, including extinguishing fires, investigating causes of fires, enforcing the Fire Prevention Code, and administering emergency medical care. CFD utilizes the latest training methods and drills to keep Chicago safe from natural and man-made emergencies.

FUND SOURCE(S)	2023		2024	
	FTEs	Appropriation	FTEs	Recommendation
Corporate Fund	4,823	663,656,665	4,823	663,535,312
Chicago Midway Airport Fund	68	8,877,691	68	8,960,047
Chicago O'Hare Airport Fund	243	32,206,421	243	32,550,360
Other Grant Funds	11	70,417,000	14	78,888,000
Total Full-time Equivalent Positions and Amounts	5,145	\$775,157,777	5,148	\$783,933,719

ALLOCATION

Personnel Services	675,813,547	676,255,657
Non-Personnel Services	99,344,230	107,678,062

Program Summary and Description	2024	
	FTEs	Funding
ADMINISTRATION	106	40,116,783
FIRE SUPPRESSION AND RESCUE OPERATIONS Conducts fire fighting and rescue operations. Encompasses the Department's Special Operations and Fire Investigation divisions.	4,063	613,678,067
EMERGENCY MEDICAL SERVICES Provides emergency medical care and hospital transport utilizing advanced life support ("ALS") ambulances, as well as engine companies and fire trucks equipped with advanced life support equipment.	833	105,489,043
SUPPORT SERVICES Provides logistical support, including managing the storage, distribution, and maintenance of supplies, equipment, and departmental technology.	57	17,519,627
FIRE PREVENTION Inspects schools, institutions, and places of public assembly for compliance with the City of Chicago Fire Code.	89	28,330,853
TURNOVER		(21,200,654)

2024 BUDGET OVERVIEW
PROGRAM AND BUDGET SUMMARIES BY DEPARTMENT
PUBLIC SAFETY

CIVILIAN OFFICE OF POLICE ACCOUNTABILITY

KEY FUNCTIONS

- Provide a just and efficient means to fairly and timely conduct investigations of police misconduct and determine whether allegations of police misconduct are well-founded
- Identify and address patterns of police misconduct
- Make policy recommendations to improve the Chicago Police Department (CPD), thereby reducing incidents of police misconduct

2023 KEY RESULTS

- Received nearly 3,400 complaints, 1,160 pending cases are under investigation, and concluded investigations in nearly 962 cases through Q2 2023
- Utilized COPA’s Case Management System to determine 49% of complainants are African American and roughly 45% of complainants are between 20-39 years old
- Launched the Timeliness Initiative to reduce caseload and produce more just and efficient investigative outcomes; the initiative includes the review of all investigations over 18 months old to determine if COPA should recommend additional training or other remedial measures instead of formal discipline; nearly 300 investigations closed within two weeks of launch
- Graduated first class of 25 in-person and 45 remote participants from COPA People’s Academy, a six-week condensed version of COPA’s Training Academy open to members of the public focused on COPA processes
- Hosted first COPA People’s Academy: Youth Edition for over 50 youth in the Little Village community in partnership with One Summer Chicago
- Engaged nearly 16,500 residents through participation

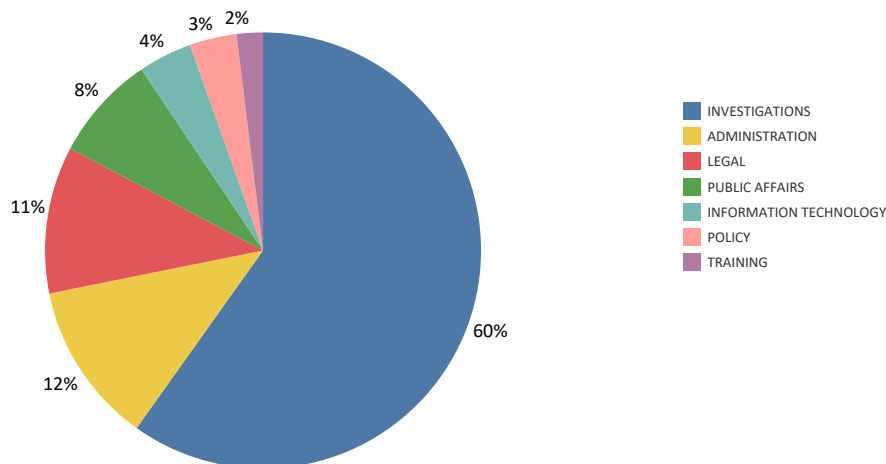
in community meetings as well as an increased focus on Latino and African American community organizations

- COPA’s Video Release and Transparency Unit (VRTU), which positions the City to deliver on its obligations well in advance of the current 60-day release mandate, published 13 full transparency releases with a total of 660 materials reviewed, redacted, and posted

2024 INITIATIVES

- Implement a permanent community-police mediation program consistent with the City of Chicago’s Consent Decree requirements that successfully resolves community member complaints through meaningful engagement and understanding each party’s point of view; collect feedback from community and CPD members to assess opportunities for program enhancement; the program will have a Director of Mediation dedicated to ensuring the successful implementation
- Advance methodologies and practices that call attention to the trauma of misconduct incidents and assist affected individuals by ensuring all members of COPA’s investigatory staff are trained in trauma-informed interview techniques
- Increase number of student-as-trainees within the office to provide year-round opportunities for Chicago youth to learn about public service
- Begin accepting applications for COPA Youth Advisory Council and reinstitute COPA’s Community Advisory Council, which is tasked with serving as a communication conduit between COPA and the broader Chicago community

Proposed Department Budget By Program



2024 BUDGET OVERVIEW
PROGRAM AND BUDGET SUMMARIES BY DEPARTMENT
PUBLIC SAFETY

CIVILIAN OFFICE OF POLICE ACCOUNTABILITY

The mission of the Civilian Office of Police Accountability ("COPA") is to provide a just and efficient means to fairly and timely conduct investigations of alleged police misconduct within its jurisdiction. COPA determines whether those allegations are well-founded by applying a preponderance of the evidence standard, and identifying and addressing patterns of police misconduct. Based on information obtained through such investigations, COPA makes policy recommendations to improve the Chicago Police Department and reduce incidents of police misconduct.

FUND SOURCE(S)	2023		2024	
	FTEs	Appropriation	FTEs	Recommendation
Corporate Fund	154	15,036,021	157	16,756,984

ALLOCATION

Personnel Services	12,919,356	14,608,484
Non-Personnel Services	2,116,665	2,148,500

Program Summary and Description	FTEs	2024 Funding
ADMINISTRATION	19	2,103,992
INVESTIGATIONS Conducts investigations into allegations of misconduct against members of the Chicago Police Department including incidents involving excessive force, domestic violence, coercion and verbal abuse, as well as incidents involving death or serious injury to a member of the public.	99	10,508,515
LEGAL Within the Administration Section, the legal department provides advice and counsel to the investigative staff as well as oversees legal matters in which the agency is involved.	17	1,915,546
PUBLIC AFFAIRS Responsible for all outreach and communications with the public including the implementation of transparency policies and public reporting.	16	1,375,184
TRAINING COPA training and professional development activities as required by ordinance and Consent Decree.		340,000
INFORMATION TECHNOLOGY Information Technology activities supporting the agency's investigative process and data reporting tools		699,500
POLICY The Policy program is dedicated to researching and analyzing crucial information to make policy recommendations regarding the Chicago Police Department, as well as inform COPA policies and operations.	6	612,199
TURNOVER		(797,952)

**2024 BUDGET OVERVIEW
PROGRAM AND BUDGET SUMMARIES BY DEPARTMENT
PUBLIC SAFETY**

CIVILIAN OFFICE OF POLICE ACCOUNTABILITY

Per Section 2-78-105 of the Municipal Code, COPA's annual budget shall not be less than one percent (1.0 percent) of the annual appropriation of all non-grant funds for the Chicago Police Department ("CPD") contained in the annual appropriation ordinance for that fiscal year.

FUNDING FLOOR BASE	2024 RECOMMENDATION
CPD Fund 0100	\$1,739,511,126
CPD Fund 0610	\$8,298,739
CPD Fund 0740	\$25,409,424
CPD Fund 0994	\$100,000
CPD Fund 0B25	\$30,000,000
Total Funds	\$1,803,319,289
1.0 Percent Floor	\$18,7033,289

COPA BUDGET	2024 RECOMMENDATION
Personnel Services	\$14,608,484
Non-Personnel Services	\$2,148,500
Total COPA Budget Allocation	\$16,756,984
Fringe*	\$9,175,589
Total	\$25,932,573

*Fringe is calculated based on benefit expenditures from Finance General. This includes employee healthcare, pension, unemployment insurance, workers compensation and general liability insurance, social security (employer's share), and Medicare. The calculated fringe rate for 2023 is 62.81 percent.

2024 BUDGET OVERVIEW
PROGRAM AND BUDGET SUMMARIES BY DEPARTMENT
PUBLIC SAFETY

COMMUNITY COMMISSION FOR PUBLIC SAFETY AND ACCOUNTABILITY

KEY FUNCTIONS

- Assists with the selection and removal of the Police Superintendent, Civilian Office of Police Accountability (COPA) Chief Administrator, and Police Board members
- Sets Chicago Police Department (CPD) policy, in collaboration with CPD (excluding policies covered by the Consent Decree)
- Establishes annual goals and evaluates annual progress for Police Superintendent, COPA Chief Administrator, and Police Board President
- Identifies and recommends ways to increase effectiveness and efficiency in the use of public safety resources
- Identifies and recommends ways to ensure that CPD resources are used appropriately, considering issues that other professionals could adequately address
- Identifies and recommends preventative, community-based, and evidence-based solutions to violence
- Holds public meetings and promotes community engagement and transparency
- Oversees the District Councils who work in each police district to build stronger connections between the police and community

2023 KEY RESULTS

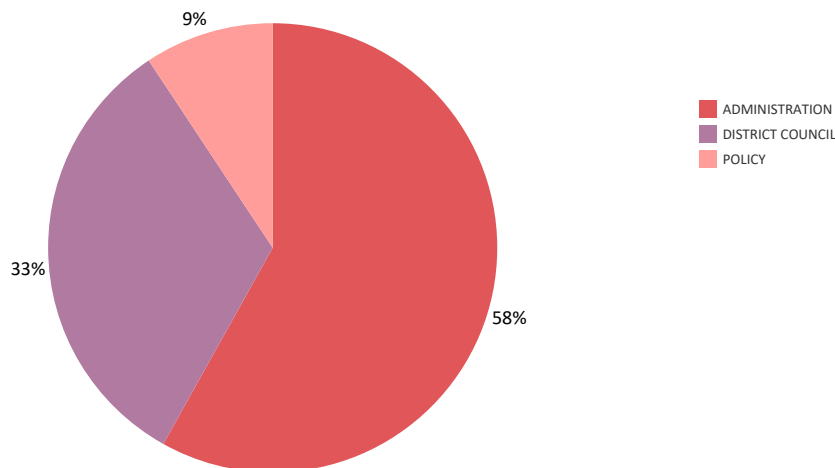
- Completed a national search and submitted to the Mayor three candidates resulting in the selection of a new Police Superintendent; CCPSA's process included extensive engagement including community and police department listening sessions, and subject matter interviews

- Implemented an open process to nominate people to serve on the Police Board, resulting in the appointment of two new Police Board members
- Established annual goals for the Police Department Superintendent, COPA Chief Administrator, and Police Board President, and held regularly scheduled meetings to assess progress
- Conducted a thorough review of proposed CPD General Orders and proposed a General Order on a matter of significant public concern
- Inaugurated newly elected District Council members and began monthly public meetings in all 22 police districts

2024 INITIATIVES

- Expand efforts to conduct robust overview of Police Department policy, including ways for Chicagoans to understand and influence public safety-related programs, policies, and initiatives
- Develop and apply clear goals and metrics for ordinance-authorized evaluation of Police Department, COPA, and Police Board work
- Support District Council efforts to increase accountability and develop public safety initiatives within local police districts
- Create new project and initiatives that will drive and promote CCPSA's overall goals by utilizing four new project manager positions

Proposed Department Budget By Program



2024 BUDGET OVERVIEW
PROGRAM AND BUDGET SUMMARIES BY DEPARTMENT
PUBLIC SAFETY

COMMUNITY COMMISSION FOR PUBLIC SAFETY AND ACCOUNTABILITY

The Community Commission for Public Safety and Accountability is made up of two bodies; a citywide Community Commission, which has oversight authority over the Chicago Police Department, the Civilian Office of Police Accountability, and the Police Board; and District Councils elected in each police district to work to improve policing and public safety in the districts. The Community Commission and District Councils work to bring police officers and Chicago residents together to plan, prioritize, and build mutual trust; strengthen the police accountability system; give Chicagoans a meaningful new role in oversight; and explore and advance alternative effective approaches to public safety.

FUND SOURCE(S)	2023		2024	
	FTEs	Appropriation	FTEs	Recommendation
Corporate Fund	24	3,184,119	29	4,003,410

ALLOCATION

Personnel Services	2,407,119	3,234,410
Non-Personnel Services	777,000	769,000

Program Summary and Description	2024	
	FTEs	Funding
ADMINISTRATION	12	2,481,835
POLICY Conducts critical research concerning how policing impacts various communities. The policy program assists in creating, drafting, and finalizing policies pertaining to the Chicago Police Department, the Civilian Office of Police Accountability, and the Police Board.	3	397,356
DISTRICT COUNCIL District Councils will consist of elected community members for each police district. District Councils will work to build connections between the police and the community, assist in the development and implementation of community policing initiatives, hold monthly public meetings, and obtain input on police department policies/practices.	14	1,392,889
TURNOVER		(268,670)

**2024 BUDGET OVERVIEW
PROGRAM AND BUDGET SUMMARIES BY DEPARTMENT
PUBLIC SAFETY**

COMMUNITY COMMISSION FOR PUBLIC SAFETY AND ACCOUNTABILITY

Per Section 2-80-16 of the Municipal Code, CCPSA’s annual budget shall not be less than 0.22 percent of the annual appropriation of all non-grant funds for the Department contained in the annual appropriation ordinance for that fiscal year.

FUNDING FLOOR BASE	2024 RECOMMENDATION
CPD Fund 0100	\$1,739,511,126
CPD Fund 0610	\$8,298,739
CPD Fund 0740	\$25,409,424
CPD Fund 0994	\$100,000
CPD Fund 0B25	\$30,000,000
Total Funds	\$1,803,319,289
0.22 Percent Floor	\$3,967,302

CCPSA BUDGET	2024 RECOMMENDATION
Personnel Services	\$2,751,410
Non-Personnel Services	\$769,000
Stipends	\$483,000
Total CCPSA Budget Allocation	\$4,003,410
Fringe*	\$1,728,161
Total	\$5,731,571

*Fringe is calculated based on benefit expenditures from Finance General. This includes employee healthcare, pension, unemployment insurance, workers compensation and general liability insurance, social security (employer’s share), and Medicare. The calculated fringe rate for 2023 is 62.81 percent.

2024 BUDGET OVERVIEW
PROGRAM AND BUDGET SUMMARIES BY DEPARTMENT
COMMUNITY SERVICES

Community Services
FUNDING COMPARISON BY DEPARTMENT

Department	2023	2024
Chicago Department of Public Health	983,676,642	887,964,111
Chicago Commission on Human Relations	3,169,003	3,330,423
Mayor's Office for People with Disabilities	14,693,947	16,500,323
Department of Family and Support Services	1,132,113,140	851,384,657
Chicago Public Library	113,371,472	117,026,333
Total - Community Services	\$2,247,024,204	\$1,876,205,847

2024 BUDGET OVERVIEW

PROGRAM AND BUDGET SUMMARIES BY DEPARTMENT

COMMUNITY SERVICES

CHICAGO DEPARTMENT OF PUBLIC HEALTH

KEY FUNCTIONS

- Provides health protection including emergency preparedness, environmental permitting and inspections, food protection, lead poisoning prevention, vector control, and disease control and outbreak response
- Administers behavioral health services including substance use, violence prevention and mental health
- Supports maternal, infant, child, and adolescent health
- Provides HIV/STI prevention, housing and care, treatment, partner services, research, and data analysis
- Supports a place-based and systems change approach that builds the power and capacity of community-based organizations, so they can mobilize for action to address root causes of health and, ultimately, close Chicago’s racial life expectancy gap

2023 KEY RESULTS

- Continued communicable disease outbreak response including COVID-19 and monkeypox
- Grew Healthy Chicago 2025 by connecting communities to resources to conduct local assessments and implement action plans as part of Healthy Chicago Equity Zones, the Community Response Corps, and the Family Connects home visiting program
- Expanded funding to support individuals seeking abortion and reproductive healthcare
- Expanded Crisis Assistance Response and Engagement (CARE) pilot program; as of July 2023, CARE responded to more than 1,000 calls via 911 with no use of force or arrests
- Expanded distribution of harm reduction supplies, such as Narcan and fentanyl testing strips, making them

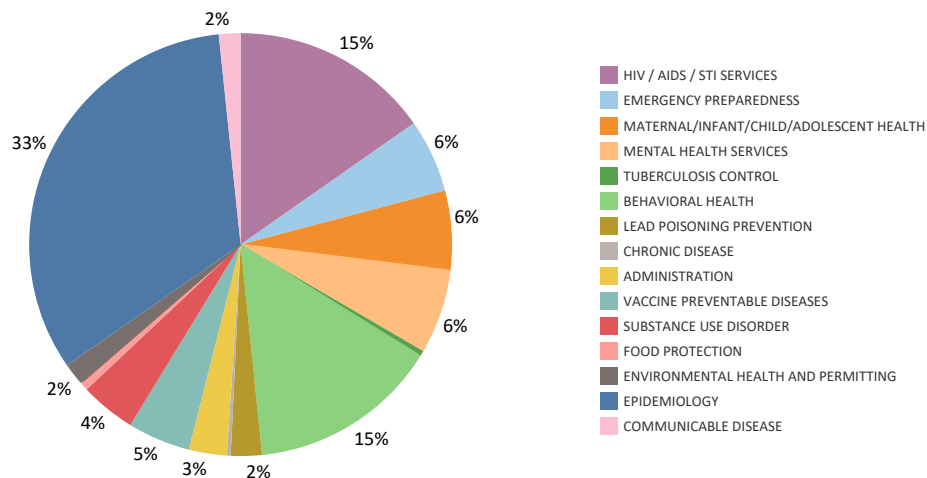
available in libraries; distributed over 11,000 kits since January 2022

- Conducted a baseline Cumulative Impact Assessment in partnership with frontline environmental justice organizations
- Established clinics at four CPL locations, growing the network and now funding no-barrier access to mental health services at a total of 177 clinics and all 77 Chicago community areas

2024 INITIATIVES

- Open new Stabilization Housing to provide transitional housing and wraparound healthcare and social services to people with behavioral health conditions experiencing homelessness
- Expand Family Connects to all birthing hospitals in Chicago, providing free nurse home visits to all families with newborns
- Grow Healthy Chicago 2025 and continue to work toward ending the HIV epidemic
- Expand alternate response and opioid response through the Crisis Assistance Response and Engagement (CARE) pilot program
- Launch five public health vending machines in areas of high overdose throughout the city
- Fund a network of drug checking and harm reduction services that serve areas of the city most affected by opioid overdose
- Award contracts for linkage to care & treatment and recovery services to providers throughout Chicago, strengthening an evidence-based continuum of care for people with opioid use disorders
- Launch pilot Community Information Exchange in partnership with Cook County, the Department of Family and Supportive Services and 2-1-1 Metro Chicago

Proposed Department Budget By Program



2024 BUDGET OVERVIEW
PROGRAM AND BUDGET SUMMARIES BY DEPARTMENT
COMMUNITY SERVICES

CHICAGO DEPARTMENT OF PUBLIC HEALTH
Department of Public Health

The Chicago Department of Public Health ("CDPH") provides guidance, services, and strategies that make Chicago a healthier and safer city. By working with community partners to promote health, prevent disease, reduce environmental hazards, and ensure access to care, CDPH addresses the needs of the City's residents while working to develop innovative solutions to emerging public health matters. CDPH's focus and duties include: identifying, analyzing and tracking ongoing health related issues and guiding public health actions; inspecting food establishments; delivering services directly through delegate agencies; establishing a public health presence in City neighborhoods; and promoting health, living among residents through policy and public education campaigns.

FUND SOURCE(S)	2023		2024	
	FTEs	Appropriation	FTEs	Recommendation
Corporate Fund	266	70,270,345	301	76,803,506
Opioid Settlement Fund		15,517,201	28	16,000,000
Vaping Settlement Fund		1,966,704	7	2,000,000
Construction and Demolition Debris Management Fund		0	1	414,000
Community Development Block Grant	85	17,467,663	85	17,111,826
Other Grant Funds	754	878,454,729	753	775,634,779
Total Full-time Equivalent Positions and Amounts	1,105	\$983,676,642	1,175	\$887,964,111

ALLOCATION

Personnel Services	154,016,295	175,090,235
Non-Personnel Services	829,660,347	712,873,876

Program Summary and Description	2024	
	FTEs	Funding
ADMINISTRATION	94	26,014,943
HIV / AIDS / STI SERVICES Provides and supports comprehensive services relating to HIV and other sexually transmitted infections. Services are provided and supported by CDPH in clinical and community settings through funding to delegate agencies. Collects data on HIV/AIDS and STI cases.	130	137,159,616
FOOD PROTECTION Promotes food safety and sanitation through the inspection of food establishments and by providing technical assistance on food safety to businesses and the public. Conducts inspections and enforcement actions related to summer festivals.	53	5,967,113
COMMUNICABLE DISEASE Maintains citywide surveillance of reportable communicable diseases. Conducts epidemiological analysis to identify trends and implement prevention and intervention strategies. Investigates outbreaks of diseases and makes recommendations on control and treatment. Educates the public and organizations on communicable diseases and prevention.	74	14,699,871

2024 BUDGET OVERVIEW
PROGRAM AND BUDGET SUMMARIES BY DEPARTMENT
COMMUNITY SERVICES

CHICAGO DEPARTMENT OF PUBLIC HEALTH
Department of Public Health

Program Summary and Description	FTEs	2024 Funding
TUBERCULOSIS CONTROL Maintains citywide surveillance and case management of all diagnosed tuberculosis ("TB") cases in Chicago, including providing directly observed therapy and ensuring the provision of specialized treatment. Investigates the status of TB cases and conducts TB screening and prevention activities for high-risk populations.	12	3,906,717
VACCINE PREVENTABLE DISEASES Provides vaccines to those at high risk for under-immunization. Assures delivery of immunization through direct services at clinics or other sites, coordinates healthcare provider education and manages activities among community-based organizations to identify and immunize high-risk children and adults. Maintains citywide surveillance of vaccine-preventable diseases.	57	42,963,849
MENTAL HEALTH SERVICES Provides outpatient mental health services for adults, including case management, psychosocial rehabilitation, crisis intervention through mental health assessments, and group and individual therapy to help clients increase functional capacity and achieve individualized treatment plan objectives. Services are also supported in clinical and community settings through funding to delegate agencies.	130	57,814,571
SUBSTANCE USE DISORDER Supports a continuum of substance use prevention and treatment services, including promoting medication-assisted treatment in primary care settings and supporting outpatient, intensive outpatient, and residential treatment, as well as recovery homes. Promotes Naloxone availability to treat opioid overdoses, educates healthcare providers, and collects and analyzes data for substance use disorders to inform evidence-based interventions.	30	38,134,263
BEHAVIORAL HEALTH Supports community partners to reduce children's exposure to violence, teen dating violence, and bullying; implements community outreach, public awareness, and social networking violence prevention and mental health strategies. Supports mental health services related to violence, including crisis intervention, crisis response and recovery, and child sexual assault. Promotes trauma-informed practices and fund community and school restorative justice programs.	40	130,547,322
LEAD POISONING PREVENTION Works to combat lead poisoning by ensuring children are tested for lead, educating parents, providers, and property owners on the dangers of lead, and enforcing City and State laws to inspect homes of children with lead poisoning and ensure lead hazards are properly eliminated. Collects and analyzes data and ensures lead poisoned children receive appropriate services.	43	21,165,013

**2024 BUDGET OVERVIEW
PROGRAM AND BUDGET SUMMARIES BY DEPARTMENT
COMMUNITY SERVICES**

**CHICAGO DEPARTMENT OF PUBLIC HEALTH
Department of Public Health**

Program Summary and Description	FTEs	2024 Funding
CHRONIC DISEASE To reduce chronic disease and other health outcome disparities by building and sustaining capacity to address neighborhood environments and social/institutional inequities.		2,743,047
MATERNAL/INFANT/CHILD/ADOLESCENT HEALTH Provides population level and direct health and supportive services to infants, children, adolescents, and women who are pregnant or of reproductive age. Services include education, home visits, nutritional services, and school-based health services.	96	54,802,427
EMERGENCY PREPAREDNESS Implements preparedness response programs for bioterrorism, infectious disease outbreaks, and other public health threat. Establishes plans, trains staff, and conducts exercises and drills to improve public health and health care readiness. Administers federal funds for hospital preparedness.	43	50,227,754
EPIDEMIOLOGY Analyzes and maps health data to inform policy, planning, and interventions.	333	296,415,414
ENVIRONMENTAL HEALTH AND PERMITTING Performs routine and complaint-generated inspections to ensure environmental protection laws are enforced to keep residents healthy and safe. Environmental permits are also administered.	40	15,219,701
TURNOVER		(9,817,510)

2024 BUDGET OVERVIEW
PROGRAM AND BUDGET SUMMARIES BY DEPARTMENT
COMMUNITY SERVICES

COMMISSION ON HUMAN RELATIONS

KEY FUNCTIONS

- Investigates and adjudicates complaints of discrimination
- Mediates community conflicts and conducts peace circles
- Provides educational workshops
- Advocates for and assists hate crime victims

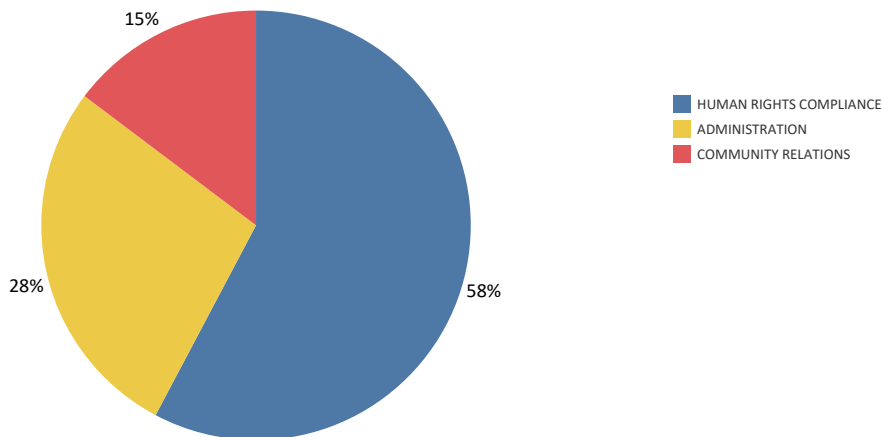
2023 KEY RESULTS

- Received 89 percent more new complaint filings through July 10, 2023, as compared to the same period in 2022
- Completed 81 percent of investigations within one year of the filing of the complaint, as compared to 49 percent for the same period in 2022
- Hosted the Commission on Human Relations Unity Brunch, which brought Chicago leaders together to discuss ways to promote equity and combat hate, discrimination, and prejudice
- Hosted the Commission on Human Relations Unity Summit, a follow up to the Unity Brunch; the event was developed in response to an increase in hate crimes both nationally and locally to foster dialogue and collaboration among different segments of Chicago’s diverse population to address prejudice, discrimination and hate

2024 INITIATIVES

- Conduct a Racial Equity Listening Campaign for targeted communities on the South and West sides to learn how the Commission can better serve residents in these areas
- Implement a new Hate Crime Reporting Pilot Program in partnership with community organizations across the city serving diverse populations to help encourage the reporting of hate crimes and hate incidents and provide support and assistance in reporting hate incidents to the police
- Increase number of student-as-trainees within the office to provide year-round opportunities for Chicago youth to learn about public service
- Develop a Hate Crime Awareness Project featuring messaging on CTA trains, buses, and transit station signs

Proposed Department Budget By Program



2024 BUDGET OVERVIEW
PROGRAM AND BUDGET SUMMARIES BY DEPARTMENT
COMMUNITY SERVICES

CHICAGO COMMISSION ON HUMAN RELATIONS

The Chicago Commission on Human Relations ("CCHR") promotes appreciation of Chicago's diversity and works to eliminate prejudice and discrimination. Commissioners, advisory councils, and staff conduct proactive programs of education, intervention, and constituency building to discourage bigotry and bring people together. CCHR enforces the Chicago Human Rights Ordinance and Chicago Fair Housing Ordinance.

FUND SOURCE(S)	2023		2024	
	FTEs	Appropriation	FTEs	Recommendation
Corporate Fund	12	1,217,572	12	1,378,992
Community Development Block Grant	8	1,951,431	8	1,951,431
Total Full-time Equivalent Positions and Amounts	20	\$3,169,003	20	\$3,330,423

ALLOCATION

Personnel Services	2,324,421	2,519,535
Non-Personnel Services	844,582	810,888

Program Summary and Description	2024	
	FTEs	Funding
ADMINISTRATION	3	963,028
HUMAN RIGHTS COMPLIANCE Enforces the Chicago Human Rights and Fair Housing Ordinances. Investigates complaints of housing, employment, public accommodations, and credit discrimination based on race, color, ancestry, national origin, religion, disability, age (over 40), sex, sexual orientation, gender identity, marital status, parental status, military status, source of income, credit history (employment only), and criminal history (employment only).	14	2,019,950
COMMUNITY RELATIONS Responds to tensions that may arise due to racial, ethnic, and other forms of difference to prevent hate crimes and violence. Assist in conflict resolution through dialogue and understanding. Advocates for and assists hate crime victims, and provides human relations workshops and presentations on such topics as prejudice reduction, hate crimes, and bullying.	3	514,661
TURNOVER		(167,216)

2024 BUDGET OVERVIEW
PROGRAM AND BUDGET SUMMARIES BY DEPARTMENT
COMMUNITY SERVICES

MAYOR’S OFFICE FOR PEOPLE WITH DISABILITIES

KEY FUNCTIONS

- Provides personal assistance services to help people with disabilities live independently in Chicago communities
- Conducts permit reviews for accessibility compliance to ensure physical accessibility of buildings and facilities
- Administers the home modification program which makes homes for people with disabilities more accessible
- Provides housing search resources to renters with disabilities
- Serves job seekers with disabilities in obtaining job and career opportunities and works with area employers on increasing inclusive hiring practices
- Conducts disability awareness training to City departments, sister agencies and organizations
- Leads and coordinates interagency collaboration with Access Officers representing each department and sister agency’s leadership team, and provides training, technical assistance and resources to provide and increase physical and communication access

2023 KEY RESULTS

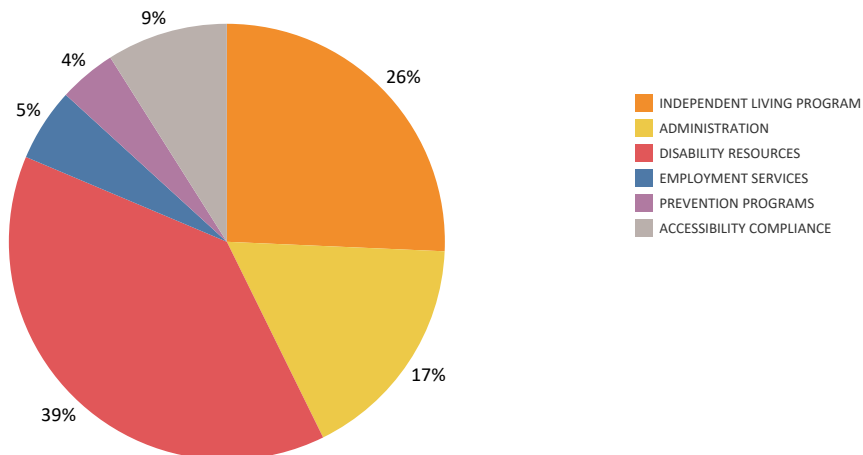
- Through July 2023, responded to 1,504 information resource calls, provided independent living services to 388 clients, delivered 31,530 meals to 147 individuals through the Meals on Wheels partnership, and provided personal assistance to 108 clients.
- Provided effective communication for Mayoral press conferences, City events and services by increasing capacity through hiring four American Sign Language Interpreters

- Provided disability awareness and etiquette training to numerous City departments, sister agencies and community partners
- Launched the MOPD Career Center
- Provided benefits counseling to 205 Supplementary Security Income (SSI) and Social Security Disability Insurance (SSDI) beneficiaries and presented strategies and information to community organizations
- Completed home modification projects at 54 Chicago homes as of July 2023 for both renters and homeowners with disabilities. An estimated 200 projects will be completed by December 2023.
- Served 100 people through MOPD’s new Food Pantry Delivery pilot.
- Launched new \$5 million American Rescue Plan Diverse Learners Recovery Fund which will provide up to 11,500 income eligible K-12 students with disabilities with a one-time, unrestricted \$500 grant to increase access to programs

2024 FUTURE INITIATIVES

- Home Modification program will receive increased funding to meet requests from disabled individuals of any age, including families and senior citizens who need home modifications to live independently
- Increase number of student-as-trainees within the office to provide year-round opportunities for Chicago youth to learn about public service
- Issue a request for proposal to accommodate individuals who require wheelchair transportation; will work with public safety departments to develop a required protocol, which will serve as a model for how the City of Chicago will respond to these situations in the future

Proposed Department Budget By Program



2024 BUDGET OVERVIEW
PROGRAM AND BUDGET SUMMARIES BY DEPARTMENT
COMMUNITY SERVICES

MAYOR'S OFFICE FOR PEOPLE WITH DISABILITIES

The Mayor's Office for People with Disabilities ("MOPD") promotes total access, full participation, and equal opportunity in all aspects of life for people with disabilities through education and training, advocacy, and direct services.

FUND SOURCE(S)	2023		2024	
	FTEs	Appropriation	FTEs	Recommendation
Corporate Fund	25	2,929,125	27	3,496,309
Community Development Block Grant	12	5,136,590	10	6,126,982
Other Grant Funds	4	6,628,232	4	6,877,032
Total Full-time Equivalent Positions and Amounts	41	\$14,693,947	41	\$16,500,323

ALLOCATION

Personnel Services	4,050,028	4,567,664
Non-Personnel Services	10,643,919	11,932,659

Program Summary and Description	FTEs	2024 Funding
ADMINISTRATION	13	2,845,916
EMPLOYMENT SERVICES Provides intensive one-on-one and in group settings Social Security Administration services, (Benefits Analyses) to SSI/SSDI recipients currently working or have recent job offers. This is an effort to accurately clarify the impact of work on the SSA and Public benefits with the support of Community Service providers particularly those in the targeted underserved areas.	10	903,361
ACCESSIBILITY COMPLIANCE Responsible for reviewing and approving public and private entities in the City for compliance with local, state, and federal disability rights and accessibility laws.	10	1,497,557
PREVENTION PROGRAMS Provides educational and referral services for substance abuse prevention, since focusing on underage drinking and marijuana use by youth who are deaf and hard of hearing. Programs also implement other strategies for increasing self-esteem, and encouraging positive lifestyles.	2	711,668
DISABILITY RESOURCES Enrolls clients in appropriate programs for services and assistance. Advocates on behalf of clients when appropriate, enabling them to live independently.	6	6,451,228
INDEPENDENT LIVING PROGRAM Supports services designed to enhance independent living and quality of life for people with disabilities, including individualized needs assessment, in-home assistive devices, and personal care or homemaker services.		4,292,238
TURNOVER		(201,645)

2024 BUDGET OVERVIEW
PROGRAM AND BUDGET SUMMARIES BY DEPARTMENT
COMMUNITY SERVICES

DEPARTMENT OF FAMILY AND SUPPORT SERVICES

KEY FUNCTIONS

- Manages community-based Chicago early learning programs including Early Head Start, Head Start, Pre-school for All and Prevention Initiative
- Supports programs for victims of gender-based, intimate partner, and teen dating violence, including the 24/7 domestic violence hotline, counseling, and legal advocacy services
- Conducts the annual federally mandated Point-in-Time Count in January, which offers an annual snapshot of the scale and characteristics of people experiencing homelessness
- Manages the City’s 3,000 plus shelter bed network program and provides outreach and supportive service programs for people experiencing homelessness
- Helps Chicagoans navigate to information, resources, and benefits they may be eligible for through funding and oversight of 2-1-1 Metro Chicago and six community service centers
- Offers seniors in-home and caregiver support services and social, educational and recreation activities at 21 regional and satellite centers
- Coordinates four reentry centers offering career counseling, job readiness training, and case management services
- Creates programs and initiatives targeting enrichment and employment that leverage the assets and strengths of youth ages 6-24 to support their growth and development

2023 KEY RESULTS

- Continued funding the Expedited Housing Initiative through the American Rescue Plan (ARP) and annual investments in City funds to keep 1,000 households in

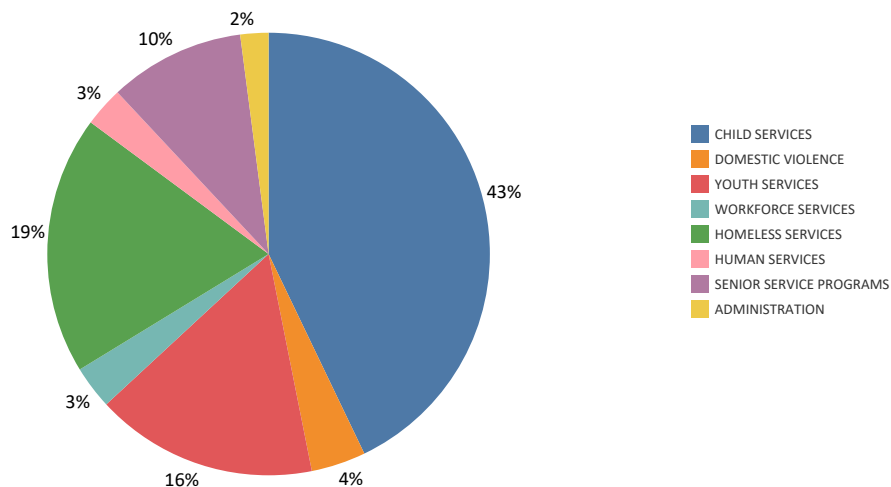
housing and provide rapid rehousing to an additional 1,200 households

- Awarded \$5 million to provide Emergency Financial Assistance for Survivors of Gender-Based Violence and Trafficking; 1,730 survivors have received \$1,000 one-time payments and the program will reach 4,600 survivors by the end of 2023
- Expanded nutritional options for over 21,000 older adults by providing more cultural meal choices through various programs
- Launched the SPRING Forward program in August 2023 that will provide housing and employment navigation for returning residents
- Invested \$5 million for the Flexible Housing Pool in 2023 to provide supportive housing and services for 88 youth who are experiencing homelessness and are at risk of violence
- With fellow departments and sister agencies, built a system of response for new arrivals, including opening 21 shelters, and providing wraparound and case management services

2024 INITIATIVES

- Will open a fifth reentry center on the West Side of Chicago with a goal of supporting 300 returning residents annually
- Continue the expansion of youth employment programming to increase summer job opportunities for young people aged 14-24 that will lead to long-term career pathways and employment
- The My CHI. My Future. Micro-Grant Program will award \$300,000 in funding to 15 regions across the city to connect young people of all ages to engaging programs in their community

Proposed Department Budget By Program



2024 BUDGET OVERVIEW
PROGRAM AND BUDGET SUMMARIES BY DEPARTMENT
COMMUNITY SERVICES

DEPARTMENT OF FAMILY AND SUPPORT SERVICES

The Department of Family and Support Services ("DFSS") supports coordinated services to enhance the lives of Chicago residents, particularly those in need, from birth through the senior years. DFSS promotes the independence and well-being of individuals, supports families, and strengthens neighborhoods by providing direct assistance and administering resources to a network of community based organizations, social service providers, and institutions.

FUND SOURCE(S)	2023		2024	
	FTEs	Appropriation	FTEs	Recommendation
Corporate Fund	112	111,385,246	127	120,009,260
Houeshare Surcharge - Homeless Services Fund		12,420,000		0
Houeshare Surcharge - Domestic Violence Fund		9,966,000		0
Houeshare Surcharge - Homeless Services Fund		0		13,708,000
Houeshare Surcharge - Domestic Violence Fund		0		10,177,040
Community Development Block Grant	30	26,853,106	30	26,853,106
Other Grant Funds	293	971,488,788	294	680,637,251
Total Full-time Equivalent Positions and Amounts	435	\$1,132,113,140	451	\$851,384,657

ALLOCATION

Personnel Services	83,607,790	101,363,512
Non-Personnel Services	1,048,505,350	750,021,145

Program Summary and Description	2024	
	FTEs	Funding
ADMINISTRATION	80	17,342,765
CHILD SERVICES	77	366,170,060
Manages comprehensive Head Start and Child Care programs serving families of children ages birth to 12.		
YOUTH SERVICES	20	138,587,160
Coordinates out-of-school activities, counseling, and mentoring programs for youth ages six to 18. Provides employment and training activities for youth and provides an alternative for youth entering the juvenile justice system through the Juvenile Intervention Support Center.		
HOMELESS SERVICES	63	161,062,923
Coordinates programs for people who are homeless or at imminent risk of homelessness as well as funds community agencies that provide housing and other supportive services. Assists with non-life-threatening situations by providing well-being checks, responding to requests for emergency shelter or relocation, and social services.		
DOMESTIC VIOLENCE	6	34,142,893
Oversees the City's domestic violence hotline. Collaborates with a network of community-based delegate agencies to provide victims of domestic violence and their families with support and services.		

**2024 BUDGET OVERVIEW
PROGRAM AND BUDGET SUMMARIES BY DEPARTMENT
COMMUNITY SERVICES**

DEPARTMENT OF FAMILY AND SUPPORT SERVICES

Program Summary and Description	FTEs	2024 Funding
WORKFORCE SERVICES Provides workforce services through a coordinated network of service provider agencies that collaborate to provide quality programs and assistance to job seekers and employers. Provides programs tailored to the needs of underserved populations such as returning citizens, veterans, persons with disabilities, and immigrants.	6	26,977,214
SENIOR SERVICE PROGRAMS Provides adults ages 60 and older with access to services to remain healthy, safe, and independent. Services include the golden diners program, home-delivered meals, elder neglect services, emergency medical transportation, and a variety of social and recreational activities at regional and satellite centers.	133	84,664,125
HUMAN SERVICES Operates six community service centers located throughout the city providing a range of resources such as rental assistance, case management, and veteran's services, as well as temporary shelters to support and provide wrap-around services to new arrivals to the city.	66	24,823,367
TURNOVER		(2,385,850)

2024 BUDGET OVERVIEW
PROGRAM AND BUDGET SUMMARIES BY DEPARTMENT
COMMUNITY SERVICES

CHICAGO PUBLIC LIBRARY

KEY FUNCTIONS

- Provides core library services, community-responsive programming, and access to technology and tools Chicagoans need to reach their goals, learn, and connect with their community
- Supports the freedom to read, the first amendment, and an individual’s right to free and open access to information
- Serves as safe and welcoming community anchor where residents of every age and stage of life are connected with caring staff and a collection of 6 million items

2023 KEY RESULTS

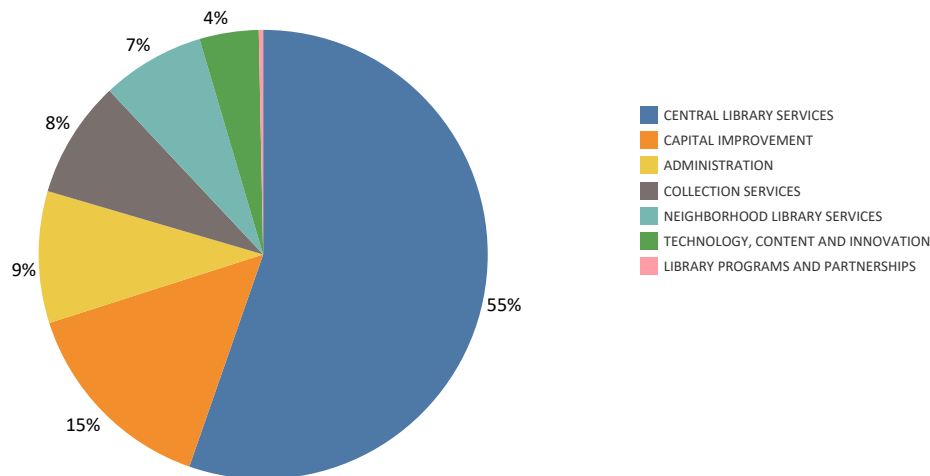
- 57 million touchpoints, including virtual visits, library materials borrowed, Wi-Fi and computer use, and programming for every age
- 20 million minutes of reading through the Summer at CPL program with a 45 percent increase in teen participation
- A 35 percent increase in visitation following Sunday openings
- Refreshed and updated the children’s collections in 20 South and West side library locations
- Established first Equity Office
- Hosted 14,500 free Teacher in the Library tutoring sessions for Chicago students
- Delivered over 30,000 summer meals through dozens of libraries
- Launched first Artist-in-Residence Program in Legler Regional Library partnering with the Department of Cultural Affairs and Special Events

- Acquired perpetual and complete access to two prominent Chicago newspapers, the Chicago Tribune and the Chicago Sun-Times
- Received \$2 million Mellon Foundation grant for archiving Black history
- Celebrated our 150th Anniversary by hosting a citywide birthday party, launching the Library for the People podcast and unveiling a 150th Anniversary exhibit at the Harold Washington branch
- Launched the 81 Club, a key initiative with the Chicago Public Schools, to impact the learning landscape for all CPS students and teachers by targeting six pilot schools for whole school adoption of the program, removing barriers for student access to materials
- Offered Narcan at all CPL locations through a partnership with the Chicago Department of Public Health to address opioid overdose
- Announced three new public libraries in Woodlawn, Back of the Yards and Humbolt Park

2024 INITIATIVES

- Creation of a capital strategy to create an aspirational plan for our next decade of library design in partnership with the Department of Planning and Development
- Planning for the integration of the first public library into the Obama Presidential Center
- Launch of a Safety & Security Taskforce, developing a comprehensive plan to enhance safety and security across CPL locations
- Launching the Digital Equity Capacity Kickstarter program to support the expansion of broadband and device access, bridging the digital divide to provide essential resources to communities for digital literacy and digital skills building

Proposed Department Budget By Program



2024 BUDGET OVERVIEW
PROGRAM AND BUDGET SUMMARIES BY DEPARTMENT
COMMUNITY SERVICES

CHICAGO PUBLIC LIBRARY

The Chicago Public Library ("CPL") system supports Chicagoans in their enjoyment of reading, pursuit of learning, and access to knowledge. CPL provides equal access to information, ideas, and technology at neighborhood locations.

FUND SOURCE(S)	2023		2024	
	FTEs	Appropriation	FTEs	Recommendation
Library Fund	1,080	85,769,472	1,080	89,930,333
Other Grant Funds	72	27,602,000	72	27,096,000
Total Full-time Equivalent Positions and Amounts	1,152	\$113,371,472	1,152	\$117,026,333

ALLOCATION

Personnel Services	85,561,104	89,739,715
Non-Personnel Services	27,810,368	27,286,618

Program Summary and Description	FTEs	2024 Funding
ADMINISTRATION	81	11,755,827
COLLECTION SERVICES Selects new library materials including books, movies, music, and other print, audio, and digital media. Manages the integration of new materials into the library system, and maintains records regarding the library collections.		10,500,000
CAPITAL IMPROVEMENT Improves library services by renovating and constructing library facilities.		18,307,186
CENTRAL LIBRARY SERVICES Provide public service at the Harold Washington Library Center and Popular Library at Water Works. Assist visitors of all ages in locating materials and information; utilizing library computers and online resources; requesting books, movies and music in print and electronic format; conducting programs, outreach and information and referral services. Conduct patron account services and maintain patron records; conduct collection maintenance and materials delivery.	968	68,737,445
NEIGHBORHOOD LIBRARY SERVICES Provide public service at 78 branches and 3 regional libraries. Assist visitors of all ages in locating materials and information; utilizing library computers and online resources; requesting books, movies and music in print and electronic format; conducting programs, outreach and information and referral services. Conduct patron account services and maintain patron records; conduct collection maintenance and materials delivery. Manage facility maintenance and security needs.	69	9,230,342

**2024 BUDGET OVERVIEW
PROGRAM AND BUDGET SUMMARIES BY DEPARTMENT
COMMUNITY SERVICES**

CHICAGO PUBLIC LIBRARY

Program Summary and Description	FTEs	2024 Funding
TECHNOLOGY, CONTENT AND INNOVATION Plays key roles in the following areas: selection, processing, cataloging, circulation and on-going management of the library's collections; technology planning; coordinating a cohesive presence among CPL's virtual and physical technology environments; and preserving, archiving, digitizing and making available the Harold Washington' Library Center's Special Collections.	34	5,287,788
LIBRARY PROGRAMS AND PARTNERSHIPS Develops and coordinates cultural, civic, and educational programs and resources for patrons with a focus on innovative community-based learning practices.		379,582
TURNOVER		(7,171,837)

2024 BUDGET OVERVIEW
PROGRAM AND BUDGET SUMMARIES BY DEPARTMENT
CITY DEVELOPMENT

City Development

FUNDING COMPARISON BY DEPARTMENT

Department	2023	2024
Department of Housing	332,295,297	279,843,675
Department of Cultural Affairs and Special Events	75,139,884	84,864,393
Department of Planning and Development	208,135,757	196,279,654
Total - City Development	\$615,570,938	\$560,987,722

2024 BUDGET OVERVIEW
PROGRAM AND BUDGET SUMMARIES BY DEPARTMENT
CITY DEVELOPMENT

DEPARTMENT OF HOUSING

KEY FUNCTIONS

- Leads research and development of City housing policy issues to promote an equitable distribution of affordable housing across the city
- Manages the development of affordable multi- and single-family housing, and provides financing through Low-Income Housing Tax Credits, Tax Exempt Municipal Bonds, Federal resources, TIF, City grants and loans
- Implements housing and neighborhood preservation programs and initiatives to eliminate blight, rehabilitate deteriorated vacant and abandoned housing and redevelop neighborhoods
- Provides homebuyer and homeowner assistance including home purchase assistance, emergency repairs, counseling, energy efficiency improvements and financing programs
- Leads research and development of City housing policy issues to expand access and choice for residents, and protect their right to quality homes

2023 KEY RESULTS

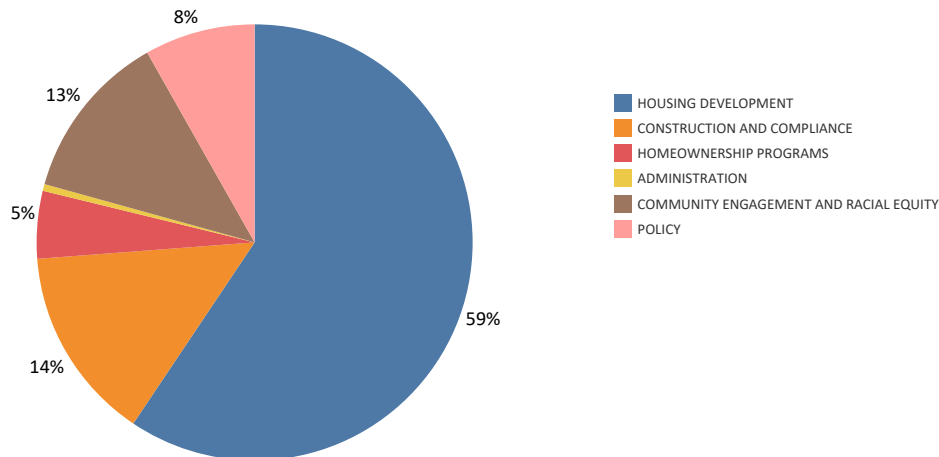
- Released the 2023 Qualified Allocation Plan and Architectural Technical Standards Manual, both of which identify concrete strategies to bring DOH closer to achieving the goals identified in its 2021 Racial Equity Impact Assessment
- Facilitated the acquisition of 46 vacant and abandoned homes and transferred 43 to local developers for rehabilitation
- Created a pilot program to assist co-op members with down-payment assistance
- Developed an affordable construction strategy to incentivize developers through the Come Home Project

- Expanded the Building Neighborhoods and Affordable Home program to be city-wide, providing purchase assistance to qualified homebuyers purchasing on City-owned land
- As of August 2023, closed on seven affordable housing developments in equitable transit-oriented development zones, adding almost 500 additional units

FUTURE INITIATIVES

- Launch the 2024-2028 Five Year Housing Plan, guiding the policy and program milestones for DOH to report against over the next five years
- Acquire and rehab non-congregate shelters chosen in partnership with existing providers to develop safe, high-quality housing and shelter for Chicagoans experiencing or at risk of experiencing homelessness
- Facilitate existing building repair programs focused on decarbonization and electrification in coordination with the City’s Department of Environment
- Create supports for minority contractors through a new webinar series, and through partnership with Business Affairs and Consumer Protection
- Launch a developer forum aimed at increasing financial competency and creating more accessible pathways to opportunities
- Continue increasing knowledge capacity of DOH staff around topics of equity, as well as increasing the inclusivity of DOH workplace
- Expand the City’s Home Repair Program to provide improvements for roofs and porches to more income-eligible homeowners
- Increase number of student-as-trainees within the office to provide year-round opportunities for Chicago youth to learn about public service.

Proposed Department Budget By Program



2024 BUDGET OVERVIEW
PROGRAM AND BUDGET SUMMARIES BY DEPARTMENT
CITY DEVELOPMENT

DEPARTMENT OF HOUSING

The Department of Housing ("DOH") expands access and choice for residents and protects their rights to quality homes that are affordable, safe, and healthy. DOH's vision is the equitable distribution of resources across all 77 communities so that every Chicagoan can choose and remain in quality housing that is affordable, safe, and healthy.

FUND SOURCE(S)	2023		2024	
	FTEs	Appropriation	FTEs	Recommendation
Corporate Fund	24	11,026,759	23	11,135,273
Affordable Housing Opportunity Fund	6	33,197,214	6	10,724,419
Tax Increment Financing Administration Fund	9	604,703	10	755,689
Community Development Block Grant	47	86,027,492	53	46,531,709
Other Grant Funds	26	201,439,129	26	210,696,585
Total Full-time Equivalent Positions and Amounts	112	\$332,295,297	118	\$279,843,675

ALLOCATION

Personnel Services	13,790,965	16,126,259
Non-Personnel Services	318,504,332	263,717,416

Program Summary and Description	FTEs	2024 Funding
ADMINISTRATION	7	1,426,602
HOUSING DEVELOPMENT Creates and preserves affordable housing. Leverages federal, state and local financial resources to support the construction and rehabilitation of family, senior, and supportive housing. Manages programs and initiatives that target troubled, vacant, and abandoned properties for restoration as affordable housing, and to support neighborhood revitalization efforts.	32	166,631,461
COMMUNITY ENGAGEMENT AND RACIAL EQUITY Designs and leads community engagement, racial equity, and strategic initiatives within and across departments, sister agencies and community-based organizations. Promotes services and programs throughout all 77 community areas by partnering with delegate agencies.	14	35,099,399
HOMEOWNERSHIP PROGRAMS Promotes homeownership opportunities for first-time homeowners, low-and moderate-income residents, and working families. Provides assistance to finance repairs and preserve owner-occupied buildings. Provides mortgage loans, down payment and closing cost assistance, and housing counseling services.	8	14,013,568
CONSTRUCTION AND COMPLIANCE Ensures construction and programmatic compliance on housing projects that receive federal, state and City financial assistance. Reviews plans and performs inspections during various stages of development.	41	40,437,420

**2024 BUDGET OVERVIEW
PROGRAM AND BUDGET SUMMARIES BY DEPARTMENT
CITY DEVELOPMENT**

DEPARTMENT OF HOUSING

Program Summary and Description	FTEs	2024 Funding
<p>POLICY Engages community, industry, and other departments and evaluates evidence and research to develop legislative and policy approaches to housing issues based on DOH mission and values. Manages administration of ARO and CCLT. Produces public data on DOH activities, including Quarterly Reports.</p>	16	22,943,030
<p>TURNOVER</p>		(707,805)

2024 BUDGET OVERVIEW
PROGRAM AND BUDGET SUMMARIES BY DEPARTMENT
CITY DEVELOPMENT

**DEPARTMENT OF CULTURAL AFFAIRS
AND SPECIAL EVENTS**

KEY FUNCTIONS

- Administers the Cultural Grants Program to equitably support artists and cultural organizations citywide
- Provides professional development, training and technical assistance programs to support creative workers and businesses
- Develops public art projects in neighborhoods throughout the city and manages the Chicago Public Art Collection
- Coordinates film permits and provides other supports to strengthen the local TV and film industry through the Chicago Film Office
- Presents major public cultural festivals including Chicago Blues Festival, Chicago Jazz Festival, and Taste of Chicago and other free dance, music, theatre, and visual art programs for the public
- Oversees special event permits for neighborhood festivals, parades, and athletic events citywide
- Manages the Chicago Cultural Center and other City-owned cultural venues; coordinates Chicago City Markets
- Promotes the arts and cultural community via marketing in partnership with Choose Chicago

2023 KEY RESULTS

- Supported 59 active public art projects in diverse communities totaling a \$9.5 million investment in public art
- Supported 55 artists through public art programs with 39 percent of projects anticipated for completion in South and West side neighborhoods
- Committed over \$23 million in grant dollars through

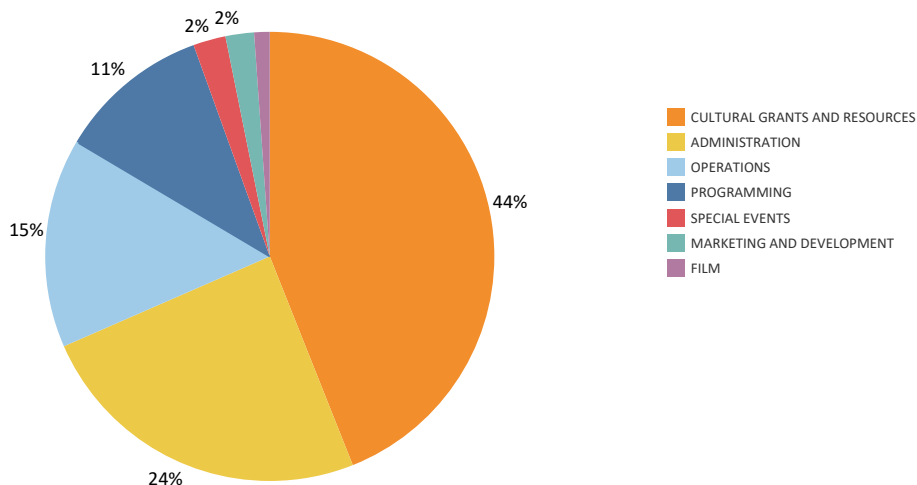
annual and recovery grant programs, a 25 percent increase over 2022

- Announced record-breaking \$691 million in film production expenditures for 2022 - a \$131 million increase from the pre-pandemic record in 2019
- Supported over 450 free cultural programs downtown and in neighborhoods, which provided over \$2.5 million in direct financial support to more than 1,600 individual artists and partnership opportunities to over 115 organizations
- Launched workforce training programs including the Creative Worker Arts and Health Pilot, and the Young Adult Arts Internship program which will place over 100 young adults (18 -25) at paid, year-round internships at Chicago cultural organizations

2024 INITIATIVES

- Complete an evaluation and needs assessment of professional development and capacity-building programs available to the creative sector; develop and initiate a new grant program that will support a robust network of programs and support structures for creative individuals, businesses, and organizations
- Increase number of student-as-trainees within the office to provide year-round opportunities for Chicago youth to learn about public service
- Implement a new point of sale system to report real time inventory and revenue generating opportunities for future events and help restore festival budgets to pre-pandemic levels
- Support the ongoing recovery of the cultural sector by working in partnership with philanthropy to support new projects and programs to develop new business models, increase representation, diversify audiences, boards, and staff, and expand cultural infrastructure in South and West side communities

Proposed Department Budget By Program



2024 BUDGET OVERVIEW
PROGRAM AND BUDGET SUMMARIES BY DEPARTMENT
CITY DEVELOPMENT

DEPARTMENT OF CULTURAL AFFAIRS AND SPECIAL EVENTS

The Department of Cultural Affairs and Special Events ("DCASE") is dedicated to enriching Chicago's artistic vitality and cultural vibrancy. This includes fostering the development of Chicago's non-profit arts sector, independent working artists and for-profit arts businesses; providing a framework to guide the City's future cultural and economic growth, via the 2012 Chicago Cultural Plan; marketing the City's cultural assets to a worldwide audience; and presenting high-quality, free and affordable cultural programs for residents and visitors.

FUND SOURCE(S)	2023		2024	
	FTEs	Appropriation	FTEs	Recommendation
Special Events and Municipal Hotel Operators' Occupation Tax Fund	81	30,486,885	81	39,784,716
Other Grant Funds	1	44,652,999	1	45,079,677
Total Full-time Equivalent Positions and Amounts	82	\$75,139,884	82	\$84,864,393

ALLOCATION

Personnel Services	7,312,789	8,185,351
Non-Personnel Services	67,827,095	76,679,042

Program Summary and Description	FTEs	2024 Funding
ADMINISTRATION	21	20,884,137
SPECIAL EVENTS Coordinates privately produced events held in the City of Chicago including festivals, music festivals, athletic events, area filming and major civic celebrations by ensuring these events have the proper permits. Communicates with hosting neighborhoods and sister government agencies for safe operations.		2,000,000
OPERATIONS The Operations division at DCASE consists of Facility Operations, Event Operations, Production, Permitting and City Markets. Staff coordinates and produces programs and provides support for DCASE and privately produced events (concerts, events, festivals, athletic events, city markets and major civic celebrations). Facilities include Millennium Park, Chicago Cultural Center, Clarke House Museum, 72 E. Randolph and the Historic Water Works	15	12,866,712
PROGRAMMING Produces and presents world-class public programs that showcase Chicago arts organizations and individual artists. Provides access to cultural programs to Chicago residents, and attracts visitors and businesses around the world. Provides direct employment and professional development opportunities for local artists.	19	9,355,832

2024 BUDGET OVERVIEW
PROGRAM AND BUDGET SUMMARIES BY DEPARTMENT
CITY DEVELOPMENT

DEPARTMENT OF CULTURAL AFFAIRS AND SPECIAL EVENTS

Program Summary and Description	FTEs	2024	Funding
CULTURAL GRANTS AND RESOURCES Coordinates and administers citywide initiatives and special projects. Administers cultural grants to local artists and arts organizations. Manages a comprehensive multi-year development plan and its operations including the Cultural Fund program. Supports Chicago's arts community through strategic partnerships, programs, and services.	9		37,527,367
MARKETING AND DEVELOPMENT Promotes the arts agenda of the City and the wider cultural community via Communications (press, social media, advertising, web and email marketing), Design (graphic and print jobs), Visitor Experience (visitor services, volunteers, education, and engagement), Partnerships (individual and corporate sponsorships), and Cultural Tourism activities in collaboration with Choose Chicago.	12		1,749,307
FILM The Film Office leads the city's effort to attract and advance the production of feature films, television series, commercials, documentaries, and all forms of screen entertainment. For filmmakers, it is the one-stop liaison for all City production needs including permits, city services, logistical support, and community engagement. The Film Office also assist in the cultural film community providing resources and logistical assistance to film festivals and support for independent film makers	6		940,558
TURNOVER			(459,520)

2024 BUDGET OVERVIEW
PROGRAM AND BUDGET SUMMARIES BY DEPARTMENT
CITY DEVELOPMENT

DEPARTMENT OF PLANNING AND DEVELOPMENT

KEY FUNCTIONS

- Manages economic development initiatives including financial assistance programs, grants, City-owned land sales, and other efforts to promote private investment and community improvements
- Administers the City’s zoning ordinance through the review of building permit applications to ensure compliance
- Issues community-driven requests for proposals for key redevelopment locations, especially along underserved West and South side commercial corridors
- Implements sustainable growth initiatives, including the development of new and improved open spaces and policies that foster climate resiliency
- Leads historic preservation efforts by assisting property owners, public agencies, and individuals with tools and legislation that protect Chicago’s historic resources

2023 KEY RESULTS

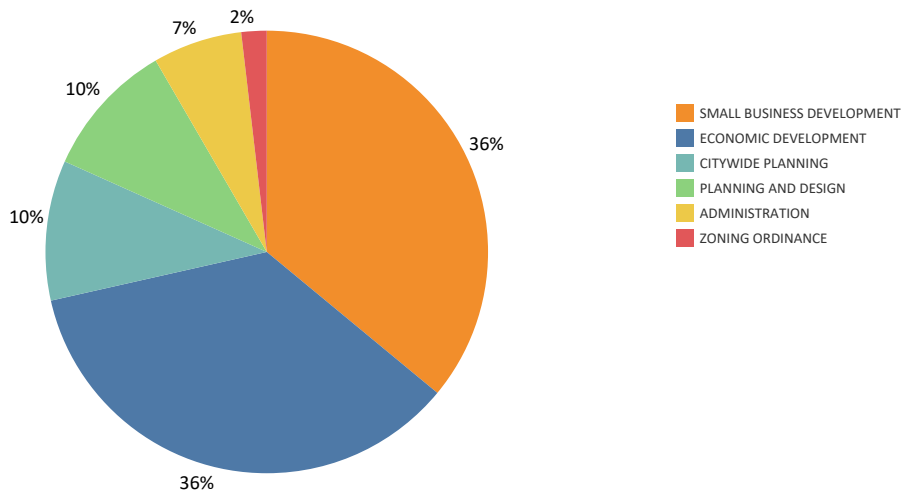
- Released 14 RFP and RFQs in the first half of 2023; finalist selections include eight developers led by minorities, and three that are joint ventures with M/WBE firms; three RFQs are currently in progress
- Chicago’s first citywide plan since the 1960s was adopted by the Chicago Plan Commission in February 2023; the plan is based on eight planning pillars that were developed by regular citizens, including 115 resident volunteers, 25 community-based organizations, and thousands of survey respondents; in August 2023, the plan received an APA IL Daniel Burham Award for comprehensive planning

- Developed a community-driven approach to discover Black Chicago’s untold histories, preserve memories, and amplify personal stories and their significance to a broader audience
- Launched a citywide planning process to update the 2003 “Central Area Plan,” producing a framework for downtown improvements for the next 20 years

2024 INITIATIVES

- Support Industrial Corridor planning to help resolve local land use trends and environmental justice issues, while also helping to address employer needs; the work will align with the City’s Voluntary Compliance Agreement with the US Department of Housing and Urban Development involving environmental issues
- Leverage approximately \$20 million dollars of funding across 40 to 50 TIF districts in 2024 and 2025 to enhance workforce performance and improve operations and productivity of local businesses
- Increase number of student-as-trainees within the office to provide year-round opportunities for Chicago youth to learn about public service
- Develop stronger community and youth engagement practices through resources and events that educate and facilitate public participation in civic activities to empower individuals and provide for stronger neighborhood voices involving the planning and approval of community improvements

Proposed Department Budget By Program



2024 BUDGET OVERVIEW
PROGRAM AND BUDGET SUMMARIES BY DEPARTMENT
CITY DEVELOPMENT

DEPARTMENT OF PLANNING AND DEVELOPMENT

As the principal planning agency for the City of Chicago, the Department of Planning and Development ("DPD") promotes the comprehensive growth and sustainability of the City and its neighborhoods. DPD also oversees the City's zoning and land use policies and employs a variety of resources to encourage business and real estate development, historic preservation, accessible waterfronts, walkable neighborhoods, and related community improvements.

FUND SOURCE(S)	2023		2024	
	FTEs	Appropriation	FTEs	Recommendation
Corporate Fund	108	16,717,738	115	17,125,739
Tax Increment Financing Administration Fund	57	7,213,140	64	8,021,098
Neighborhoods Opportunity Fund	5	52,361,566	4	56,326,346
Citywide Adopt-a-landmark Fund		11,646,000		10,782,000
Local Impact Fund		11,512,000		12,298,000
Community Development Block Grant	15	3,317,757	13	2,325,314
Other Grant Funds	6	105,367,556	4	89,401,157
Total Full-time Equivalent Positions and Amounts	191	\$208,135,757	200	\$196,279,654

ALLOCATION

Personnel Services	19,446,583	20,762,160
Non-Personnel Services	188,689,174	175,517,494

Program Summary and Description	FTEs	2024 Funding
ADMINISTRATION	52	12,903,877
ECONOMIC DEVELOPMENT Promotes an equitable approach to community development to ensure all Chicago neighborhoods benefit from new public and private investment. Coordinates the strategic allocation of department financial tools and other resources, including tax increment financing, property tax incentives, workforce development grants, and City-owned land sales. Reviews and monitors City-assisted projects to verify compliance and coordinates projects with other public agencies.	26	70,118,672
ZONING ORDINANCE Administers the City's zoning code to ensure land use compliance for all properties located within city limits, especially new development projects, such as Planned Developments, Lakefront Protection projects, and proposals requiring special uses, variations and administrative relief. Monitors voluntary developer payments to the Neighborhood Opportunity Bonus system. Reviews applications that require approval for signs and landscaping.	34	3,605,801

**2024 BUDGET OVERVIEW
PROGRAM AND BUDGET SUMMARIES BY DEPARTMENT
CITY DEVELOPMENT**

DEPARTMENT OF PLANNING AND DEVELOPMENT

Program Summary and Description	FTEs	2024 Funding
<p>PLANNING AND DESIGN Creates neighborhood, community, and regional plans that improve the quality of life of residents by enhancing the design of Chicago's built environment, which includes: advancing equitable and effective land use strategies; engaging and educating communities on concepts, processes, and tools that impact them; triaging information related to matters of the built environment and helping foster clear communication between City departments; and supporting equitable economic development initiatives.</p>	43	19,598,688
<p>CITYWIDE PLANNING Creates citywide comprehensive plans, sustainability and open space plans. Oversees citywide vacant land sale policy and administration and rails to trails projects. Coordinates the designation of official City landmarks and reviews proposed work to existing landmark buildings and structures. Promotes the preservation of historic buildings through incentives, preservation planning, public outreach, and technical assistance.</p>	27	20,197,799
<p>SMALL BUSINESS DEVELOPMENT Empowers small businesses and strengthens business. Supports equitable investment in commercial and industrial corridors by providing grants, training, information, and the tools to build, manage, and grow resilient businesses. Maintains vital relationships and provides support for local delegate agencies which bolsters neighborhood business communities.</p>	18	71,082,758
TURNOVER		(1,227,941)

2024 BUDGET OVERVIEW
PROGRAM AND BUDGET SUMMARIES BY DEPARTMENT
REGULATORY

Regulatory

FUNDING COMPARISON BY DEPARTMENT

Department	2023	2024
Office of Inspector General	13,036,466	14,216,049
Department of Buildings	38,606,461	40,142,876
Department of Business Affairs and Consumer Protection	86,466,595	82,657,537
Department of Environment	676,942	1,800,402
Chicago Animal Care and Control	7,025,418	7,698,109
License Appeal Commission	198,042	206,653
Board of Ethics	916,559	1,019,825
Total - Regulatory	\$146,926,483	\$147,741,451

2024 BUDGET OVERVIEW
PROGRAM AND BUDGET SUMMARIES BY DEPARTMENT
REGULATORY

OFFICE OF THE INSPECTOR GENERAL

KEY FUNCTIONS

- Conducts independent, external government performance audits providing objective, evidence-based analysis in published reports of findings and recommendations to City departments and City Council
- Conducts criminal and administrative investigations of allegations of misconduct, waste, abuse, and mismanagement by City officials, employees, contractors, vendors, lobbyists, and licensees supporting administrative disciplinary, prosecutorial, contractor debarment, and civil recovery outcomes
- Conducts independent, quantitative, and qualitative evidence-based evaluations, inspections, and reviews reported in published findings and recommendations with the goals of fostering public trust in and improving the operations, programs, policies, and practices of the Chicago Police Department (CPD), the Civilian Office of Police Accountability, and the Police Board
- Reviews, monitors, and audits the City’s programs and operations to assess and promote diversity, equity, and inclusion as a matter of culture and outcome in the delivery of constituent services and the administration of City operations

2023 KEY RESULTS

- Rigorously investigated potential violations of the City’s Ethics rules; successfully pursued the first-ever finding of probable cause from the Board of Ethics in an OIG investigation of a sitting member of City Council
- Completed the restructuring of OIG’s Intake function as an independent unit, allowing for more integrated

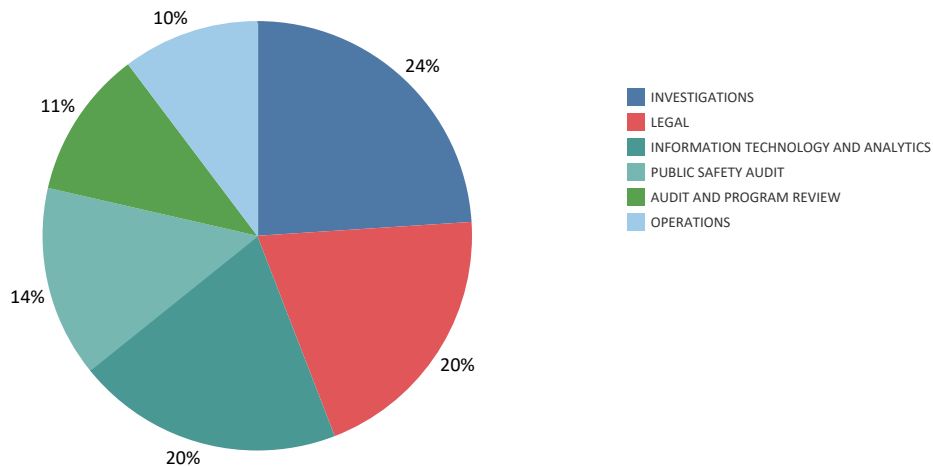
oversight and allowing for OIG to process thousands of Intakes per year

- Revised OIG’s Rules and Regulations
- Expanded outreach and engagement across the city, for the public to understand the mission of the Office as well as file complaints and/or suggestions about City government; increased visibility for inquiry reports, increased social media activity, and livestreamed broadcasts for select report releases

2024 INITIATIVES

- OIG is translating its general and public safety informational postcards into Spanish, Mandarin, Arabic and Polish; these postcards, distributed at outreach events, contain information about the mission, jurisdiction, and function of OIG, and how to file complaints or suggest improvements to City government
- Continue to introduce “Community Engagement Project Plans” that outline community partners and outreach opportunities at every stage of a program/policy inquiry
- Develop a data repository and enhance OIG’s dashboards with Census population, demographic, and social economic indicators by City of Chicago wards, community areas, police districts, and beats
- Continue to make OIG’s reports and data dashboards accessible and relatable to more people with a new website that adheres to best-practice accessibility standards and launch new livestream community presentations to answer questions after quarterly report releases

Proposed Department Budget By Program



2024 BUDGET OVERVIEW
PROGRAM AND BUDGET SUMMARIES BY DEPARTMENT
REGULATORY

OFFICE OF INSPECTOR GENERAL

The Office of Inspector General ("OIG") investigates and helps to prevent misconduct and waste, while promoting efficiency and integrity in City operations. OIG's jurisdiction extends throughout most of City government, including City employees, programs, licensees and those seeking to do business with the City.

FUND SOURCE(S)	2023		2024	
	FTEs	Appropriation	FTEs	Recommendation
Corporate Fund	91	9,580,826	90	10,467,496
Water Fund	12	1,244,496	12	1,368,924
Sewer Fund	7	752,215	7	852,588
Chicago Midway Airport Fund	3	247,347	3	257,540
Chicago O'Hare Airport Fund	12	1,211,582	12	1,269,501
Total Full-time Equivalent Positions and Amounts	125	\$13,036,466	124	\$14,216,049

ALLOCATION

Personnel Services	10,555,464	11,735,047
Non-Personnel Services	2,481,002	2,481,002

Program Summary and Description	FTEs	2024 Funding
INVESTIGATIONS Conducts both criminal and administrative investigations of allegations of corruption, misconduct, waste, or substandard performance by governmental officers, employees, contractors, vendors, and licensees, among others.	28	3,537,372
LEGAL Provides professional operational support to all other office components. The attorneys are frequently paired with investigators, performance analysts, and compliance officers to assist in complex investigations, audits, and program reviews and to help ensure the OIG investigations produce legally sound results. Performs hiring oversight through legally mandated audits and reviews the City's hiring and employment practices related to the various City hiring plans.	24	2,977,352
OPERATIONS Supports the day-to-day operational functions of OIG by providing budgetary, fiscal, human resources, and administrative services. Coordinates and implements innovative solutions and best practices to ensure the efficiency and effectiveness of OIG's operations.	12	1,516,442
AUDIT AND PROGRAM REVIEW Conducts independent, objective analysis and evaluations of City programs and operations, issues public reports, and makes recommendations to strengthen and improve the delivery of City services. Evaluates programs in order to promote efficiency, economy, effectiveness, and integrity in City operations.	16	1,644,982

2024 BUDGET OVERVIEW
PROGRAM AND BUDGET SUMMARIES BY DEPARTMENT
REGULATORY

OFFICE OF INSPECTOR GENERAL

Program Summary and Description	FTEs	2024	Funding
PUBLIC SAFETY AUDIT Initiates reviews and audits of the Chicago Police Department ("CPD"), the Civilian Office of Police Accountability ("COPA") and the Police Board with the goal of enhancing the effectiveness of the CPD, COPA and the Police Board, increasing public safety, protecting civil liberties, and civil rights, and ensuring the accountability of the police force, thus building stronger police-community relations.	21		2,114,603
INFORMATION TECHNOLOGY AND ANALYTICS Manages information technology infrastructure and provides data analytics services to support OIG's mission and promote data transparency. Develops statistical models, analyzes trends, and employs forensic techniques for use in OIG's investigative and programmatic work. Builds and maintains OIG's Information Portal for internal and external users.	23		2,967,901
TURNOVER			(542,603)

**2024 BUDGET OVERVIEW
PROGRAM AND BUDGET SUMMARIES BY DEPARTMENT
REGULATORY**

OFFICE OF INSPECTOR GENERAL

Per Section 2-56-010 of the Municipal Code, the OIG’s annual budget shall not be less than fourteen hundredths of one percent (0.14 percent) of the annual appropriation of all funds contained in the annual appropriation ordinance, as adjusted. “As adjusted” means subtracting, before applying the percentage: (i) all funds for services to sister agencies pursuant to intergovernmental agreement as provided in Section 2-56-030, and (ii) all funds appropriated for pension payments above those amounts set forth in the appropriation ordinance for fiscal year 2014.

FUNDING FLOOR BASE CALCULATION	2024 RECOMMENDATION
Total City Budget	\$12,257,088,000
Grant Revenue	\$4,390,791,000
Pension Adjustment	(\$2,327,086,000)
Sister Agency Adjustment	(\$202,400)
Total Adjusted Funds	\$14,320,590,600
0.14 Percent Floor	\$20,048,827

OIG BUDGET	2024 RECOMMENDATION
Personnel Services	\$11,735,047
Non-Personnel Services	\$2,481,002
Total OIG Budget Allocation	\$14,216,049
Fringe*	\$7,370,784
Indirect Costs	\$1,432,416
Sister Agency Adjustment	(\$202,400)
Total	\$22,816,849

*Fringe is calculated based on benefit expenditures from Finance General. This includes employee healthcare, pension, unemployment insurance, workers compensation and general liability insurance, social security (employer’s share), and Medicare. The calculated fringe rate for 2023 is 62.81 percent.

2024 BUDGET OVERVIEW

PROGRAM AND BUDGET SUMMARIES BY DEPARTMENT

REGULATORY

DEPARTMENT OF BUILDINGS

transparency, provide timely permit information, streamline tracking, and greatly enhance efficiency

KEY FUNCTIONS

- Enforces the Chicago Construction Code to protect the health, safety, and welfare of Chicago’s residents and visitors
- Reviews applications and issues permits for construction, demolition, and repair work in the City of Chicago
- Responsible for conducting over 270,000 inspections annually, which includes annual technical inspections for buildings, signs, elevators and other devices; permit inspections; restaurant and other small business inspections; carnival rides and stages; and inspections in follow-up to 311 Customer Service Requests
- Responsible for examining and administering licenses for 12 different trades, regulating more than 29,000 licensees

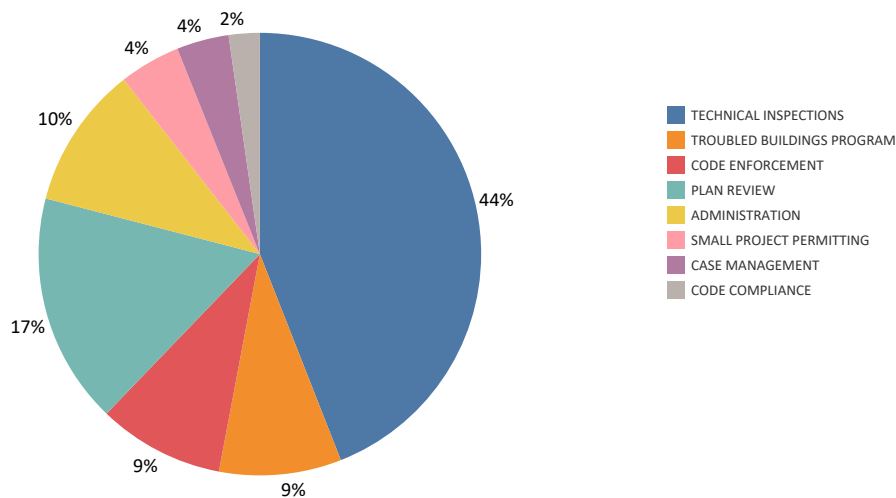
2023 KEY RESULTS

- Currently replacing the “easy permit” and “short forms” used for plumbing, ventilation, and refrigeration; the revamped process has been rebranded as “Express Permits;” it will encompass 15 types of work, such as plumbing-only, mechanical-only, nonstructural interior tasks, administrative changes, and small-scale solar, among others
- Beginning November 2023, commencing a significant modernization upgrade to the DOB permitting system; soon, applicants will have the convenience of applying for permits entirely through an online portal; this portal will not only provide real-time feedback on submissions but will also allow users to make payments, print out their approved permits, and view any related inspections; this initiative aims to boost

2024 INITIATIVES

- Continue the modernization of the permitting system; in mid-2024, we will migrate the electrical only permits into the new system; this integration will include the fire alarm permit review process with the electronic plan review systems; additionally, this phase will incorporate a new process for storm water management plan approval and monthly plumbing maintenance permits
- Migrate our plan-based building permits for the Standard Plan Review, Self-Certification, and Developer Services permit programs, as well as the remaining building trade licenses for General Contractor, Plumbing, Mason, and Electrical
- Increase number of student-as-trainees within the office to provide year-round opportunities for Chicago youth to learn about public service
- Continue our multi-year effort to modernize the Chicago Building Code by reviewing and rewriting requirements for plumbing, mechanical ventilation, refrigeration, natural gas, hazardous occupancies, signs, and trade licensing

Proposed Department Budget By Program



2024 BUDGET OVERVIEW
PROGRAM AND BUDGET SUMMARIES BY DEPARTMENT
REGULATORY

DEPARTMENT OF BUILDINGS

The Department of Buildings ("DOB") maintains building safety for residents and visitors by enforcing the Chicago Building Code through building permits, building inspections, trade licensing, and regulatory review. DOB promotes high quality design standards for new construction as well as the conservation, rehabilitation, and reuse of the City's existing buildings.

FUND SOURCE(S)	2023		2024	
	FTEs	Appropriation	FTEs	Recommendation
Corporate Fund	198	24,337,142	240	32,847,114
Water Fund	30	3,372,237	32	4,171,998
Vehicle Tax Fund	5	511,698	5	595,210
Sewer Fund	13	2,197,217	13	2,303,554
Community Development Block Grant	42	7,959,167		0
Other Grant Funds		229,000		225,000
Total Full-time Equivalent Positions and Amounts	288	\$38,606,461	290	\$40,142,876

ALLOCATION

Personnel Services	34,223,026	35,153,011
Non-Personnel Services	4,383,435	4,989,865

Program Summary and Description	FTEs	2024 Funding
ADMINISTRATION	18	4,404,215
CASE MANAGEMENT Responsible for the printing and mailing all notices of violations for adjudication in Administrative Hearings and Circuit Court.	16	1,609,384
CODE COMPLIANCE Responsible for maintenance and updating the Chicago Building Code and reviews of proposed amendments to the Building Code and for the enforcement of bad contractors violations of the building code.	5	952,827
TECHNICAL INSPECTIONS Conducts technical inspections to ensure compliance with the Building Code, including electrical, elevator, ventilation, refrigeration, boiler, iron, and plumbing inspections. Reviews plans and conducts site inspections to ensure that work is done according to approved plans. Notifies owners about repairs that must be made to bring a building into compliance with the Building Code.	129	18,627,781
TROUBLED BUILDINGS PROGRAM Addresses buildings that harbor criminal activity, are vacant and unsecured, or have dangerous and hazardous building code violations, with the goal of reducing crime and restoring housing stock to the residents of Chicago. Coordinates a comprehensive approach to problem properties and board-ups or demolishes vacant and hazardous buildings.	31	3,772,118

**2024 BUDGET OVERVIEW
PROGRAM AND BUDGET SUMMARIES BY DEPARTMENT
REGULATORY**

DEPARTMENT OF BUILDINGS

Program Summary and Description	FTEs	2024 Funding
CODE ENFORCEMENT Inspects existing structures which are occupied responds to resident complaints regarding Building Code violations, with a focus on housing in low to moderate income areas. Notifies owners about repairs that must be made to bring the property into compliance with the building code.	31	3,894,758
SMALL PROJECT PERMITTING Reviews and permits small projects that do not require architectural drawings.	17	1,892,117
PLAN REVIEW Manages plan review and permitting for medium-sized projects.	43	7,124,566
TURNOVER		(2,134,890)

2024 BUDGET OVERVIEW
PROGRAM AND BUDGET SUMMARIES BY DEPARTMENT
REGULATORY

DEPARTMENT OF BUSINESS AFFAIRS AND CONSUMER PROTECTION

KEY FUNCTIONS

- Oversees the processing, issuance, and renewal of all business licenses and permits, including liquor licenses and public way use permits out of the one-stop-shop Small Business Center
- Oversees and manages the licensing of Chicago’s public chauffeurs and public passenger vehicles
- Protects the public from unfair and deceptive practices by investigating businesses to ensure compliance with the Municipal Code, conducting hearings and issuing disciplinary action for violations including tobacco, consumer fraud, public vehicles, retail licensing, and weights and measures
- Liaises with the small business community, working to develop programs and policies and streamline business interactions with the City, while managing the Neighborhood Business Development Centers grant program
- Enforces Chicago’s labor standards laws, including Minimum Wage, Paid Sick Leave, Fair Workweek, and Anti-Retaliation laws
- Develops and implements regulations to support safe and responsible business growth and provides business education programming to citizens

2023 KEY RESULTS

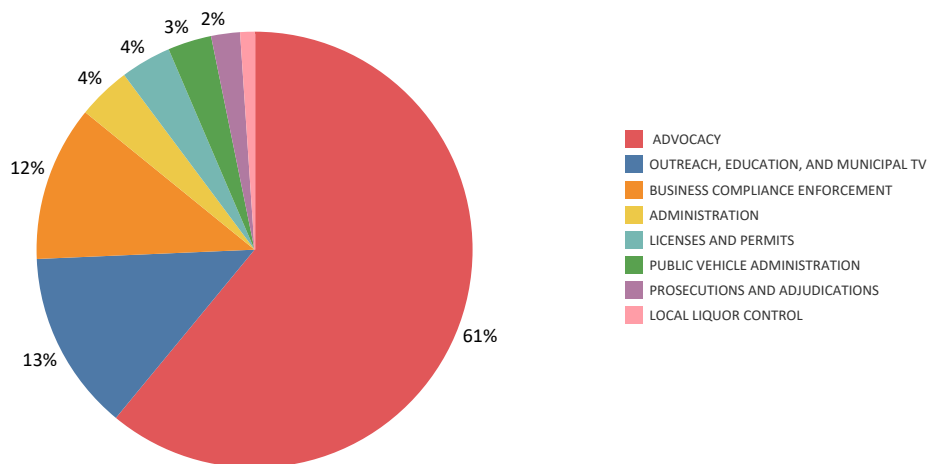
- Protected the most vulnerable workers by implementing new safeguards for domestic workers, and investigated wage theft complaints while enforcing Chicago’s worker protections, including the \$15.80 minimum wage
- Developed the Chicago Outdoor Dining program which reimagines outdoor dining spaces across the city

- Supported the small business community through education and resources including nearly 100 webinars with over 10,000 attendees, small business expos reaching over 800 attendees, and multiple campaigns advocating shopping local
- Announced the grantees of the BACP Neighborhood Business Development Centers, Chicago Business Centers, and Encouraging Diversity, Growth, and Equity grant programs with over 80 nonprofit local business service organizations
- Launched the American Rescue Plan (ARP) BACP Small Business Support program across 17 neighborhoods; 144 businesses have utilized free storefront pop-up space, and 34 artists have been sponsored to beautify vacant storefronts
- Launched the ARP BACP Nonprofit Capacity Building Program, supporting two readiness summits with over 350 attendees, 15 webinars, 49 workshops, and provided more than 80 hours of one-on-one coaching assistance to nonprofits

2024 INITIATIVES

- Continue the Nights & Weekends enforcement team in collaboration with the Business Compliance Task Force as part of the Mayor’s Community Safety Initiative, promoting safer business operations
- Increase number of student-as-trainees within the office to provide year-round opportunities for Chicago youth to learn about public service
- Implement comprehensive and equitable economic recovery programs funded through the American Rescue Plan Act to drive economic vitality through small business support and nonprofit capacity building services

Proposed Department Budget By Program



2024 BUDGET OVERVIEW
PROGRAM AND BUDGET SUMMARIES BY DEPARTMENT
REGULATORY

DEPARTMENT OF BUSINESS AFFAIRS AND CONSUMER PROTECTION

The Department of Business Affairs and Consumer Protection ("BACP") licenses, educates, regulates, and empowers Chicago businesses to grow and succeed. BACP receives and processes consumer complaints, investigates business compliance, and enforces rules and regulations.

FUND SOURCE(S)	2023		2024	
	FTEs	Appropriation	FTEs	Recommendation
Corporate Fund	195	21,862,596	203	23,846,163
Tax Increment Financing Administration Fund		375,000		375,000
Other Grant Funds	17	64,228,999	18	58,436,374
Total Full-time Equivalent Positions and Amounts	212	\$86,466,595	221	\$82,657,537

ALLOCATION

Personnel Services	20,065,186	21,406,499
Non-Personnel Services	66,401,409	61,251,038

Program Summary and Description	2024	
	FTEs	Funding
ADMINISTRATION	18	3,301,151
OUTREACH, EDUCATION, AND MUNICIPAL TV Coordinates and creates business and community awareness events including small business expos, business education workshops, and develops information to benefit the community at large. The division also oversees and monitors cable and related telecommunications activities of Cable 23 and Cable 25, ensuring awareness of the City's services, programs and resources, and fostering independent film and television production supporting community programs.	22	11,170,133
ADVOCACY Serves as an advocate for small businesses creating policies and initiatives that support business growth in every community. Works with Chambers of Commerce and other community support organizations to expand and create businesses. Manages the chamber grant program and microloans to support small businesses.	7	51,026,092
LICENSES AND PERMITS As the City's one-stop-shop for business licensing and resources, this division is responsible for processing and issuing all City general retail business licensing and processing the issuance of public way use permits to business and property owners. Business consultants offers start-to-finish case management and access to start-up counseling and financial, legal and tax advice.	29	3,139,679

2024 BUDGET OVERVIEW
PROGRAM AND BUDGET SUMMARIES BY DEPARTMENT
REGULATORY

DEPARTMENT OF BUSINESS AFFAIRS AND CONSUMER PROTECTION

Program Summary and Description	FTEs	2024 Funding
LOCAL LIQUOR CONTROL Operates as the Local Liquor Control Commission, managing all liquor licensing including intake, review and processing of all liquor and public place of amusement licensing. The division also devises plans of operations, rehabilitating applicants if appropriate and coordinating with law enforcement and elected officials. Oversees license discipline including settlements and orders after hearings.	8	882,985
PUBLIC VEHICLE ADMINISTRATION Oversees the administration of Chicago's public vehicle industry. Licenses transportation network providers, taxicabs, charter buses, pedicabs, public chauffeurs and other public passenger vehicles. The division is charged with regulating licensing including collecting trip data, regulating rates of fares.	29	2,716,204
BUSINESS COMPLIANCE ENFORCEMENT Initiates investigations of suspected bad businesses and disciplines those businesses found to be in violation of City ordinances or license requirement. Conducts investigations to ensure compliance with the laws governing public passenger vehicles and truck weight enforcement as well as cable television complaints. Also includes the Office of Labor Standards beginning in 2019.	87	9,646,686
PROSECUTIONS AND ADJUDICATIONS Prosecutes cases at the Department of Administrative Hearings alleging Municipal Code violations concerning consumer fraud, public vehicle regulations, retail regulations, and truck weight regulations. Seeks fines against businesses in violation and restitution for aggrieved consumers, where appropriate. Initiates investigations of suspected bad businesses and disciplines those businesses found to be in violation of City ordinances or license requirement.	21	1,788,080
TURNOVER		(1,013,473)

2024 BUDGET OVERVIEW
PROGRAM AND BUDGET SUMMARIES BY DEPARTMENT
REGULATORY

DEPARTMENT OF ENVIRONMENT

KEY FUNCTIONS

- Develop the City’s comprehensive equity-focused environmental policy
- Coordinate and collaborate with departments about various climate and sustainability efforts
- Convene the Environmental Equity Working Group
- Manage the implementation of the 2022 Climate Action Plan
- Co-lead efforts to secure federal and state green infrastructure, just energy transition efforts, and community climate resiliency
- Partner with community groups, academic institutions and other organizations on education and research activities
- Coordinate and support implementation of seventeen climate and environmental justice initiatives within the Chicago Recovery Plan in partnership with other City departments

2023 KEY RESULTS

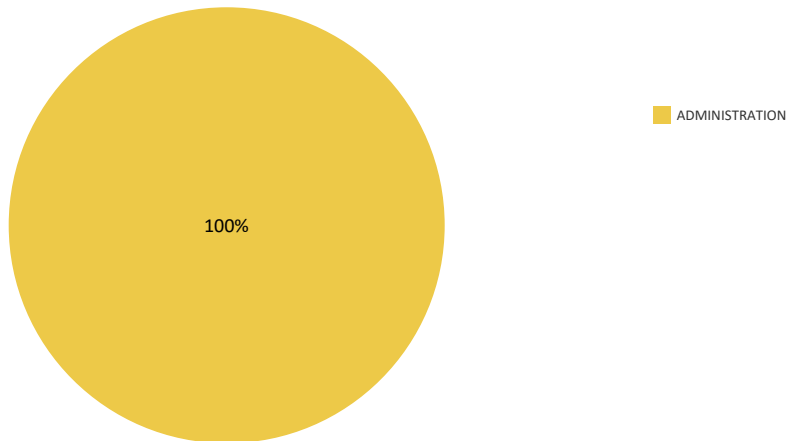
- Assisted the Chicago Department of Public Health in development and submittal of a Cumulative Impacts Assessment which utilized a data-informed approach to understanding how pollution over-burdens some city neighborhoods more than others
- Drafted a heat vulnerability index with the Department of Assets, Information and Services (now the Department of Fleet and Facilities Management (FFM)) to launch Chicago Electric, the City’s program to electrify 100% of the municipal fleet by 2035, and the installation of nearly 200 EV charging stations citywide

- Announced City’s first ever Climate Infrastructure Fund to award climate grants for nonprofit organizations and small businesses
- Advanced environmental justice priorities through release of a report that created concrete action plans for City departments, and detailed policy recommendations for future legislation

2024 INITIATIVES

- Guide City departments and sister agencies through various community climate resiliency efforts
- Ensure City participation in key federal Inflation Reduction Act programs such as the Greenhouse Gas Reduction Fund and the Climate Pollution Reduction Grants
- Support the Department of Housing with the City’s Residential Decarbonization Retrofit Program, a \$15 million investment targeting income-qualified 1-to-4-unit homes
- Support FFM with library solar and energy efficiency projects that will offset energy consumption
- Support DSS in the expansion of organic waste pilot program by increasing community gardens, citywide drop-off sites and beginning a curbside composting pickup route
- Support FFM in development of fleet electrification planning study with actionable goals and recommendations
- Ensure Citywide environmental regulatory activities are part of a comprehensive climate strategy within the Department of Environment

Proposed Department Budget By Program



2024 BUDGET OVERVIEW
PROGRAM AND BUDGET SUMMARIES BY DEPARTMENT
REGULATORY

DEPARTMENT OF ENVIRONMENT

The Department of Environment ("DOE") works to equitably advance the climate and environmental priorities of the City of Chicago. DOE coordinates across all sectors and City departments to mitigate the threats of climate change, alleviate environmental harm in Chicago's most overburdened communities, generate community wealth building opportunities in the green economy, and foster health and resiliency in all 77 communities. DOE is guided by the City's climate action plan which outlines strategic actions to drastically reduce greenhouse gas emissions 60% by 2040 while delivering equitable co-benefits that invest in our people, infrastructure and our communities.

FUND SOURCE(S)	2023		2024	
	FTEs	Appropriation	FTEs	Recommendation
Corporate Fund	10	676,942	14	1,800,402

ALLOCATION

Personnel Services	676,942	1,222,687
Non-Personnel Services	0	577,715

Program Summary and Description	2024	
	FTEs	Funding
ADMINISTRATION	14	2,005,218
TURNOVER		(204,816)

2024 BUDGET OVERVIEW
PROGRAM AND BUDGET SUMMARIES BY DEPARTMENT
REGULATORY

CHICAGO ANIMAL CARE AND CONTROL

KEY FUNCTIONS

- Provides temporary shelter and medical care for homeless animals
- Provides the community with low-cost vaccines and microchipping for pets
- Investigates dangerous animal complaints and bite reports
- Adopts animals to the public and partners with over 100 rescues to place homeless animals
- Protects public health and safety by ensuring ordinances pertaining to animals are enforced, and protects animals and residents by removing stray animals from the public way

2023 KEY RESULTS

- Doubled the number of fee-waived pet supportive services from 2022
- Increased animals returned to their owner before shelter impoundment by 73 percent in the field
- Took in 7,063 animals, processed 1,249 adoptions, 3,711 transfers to rescue, and returned 788 pets to their owners as of August 1, 2023
- Hired one candidate and is in the process of onboarding two additional candidates through the West Side Health Authority Re-Entry Jobs Training Program
- Provided pet supplies and resources for pets that arrived with migrants bused from Texas to Chicago;

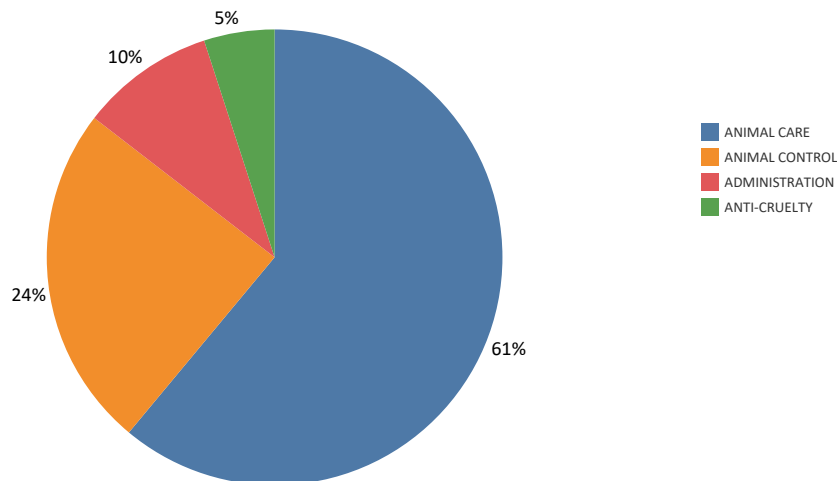
performed health checks on these pets, including microchips and vaccinations, and continues to check in with these owners and their pets during their transition period

- Joined CPD’s 17th District Domestic Violence Committee and meets monthly to offer pet related support to domestic violence survivors; CACC is committed to working with CPD’s division on Gender-Based Violence to serve survivors of domestic violence and their companion animals during the critical steps of transition in crisis situations

2024 INITIATIVES

- Improve the quality of life for shelter animals by providing additional enrichment for dogs and cats that are temporarily housed in the shelter; CACC is constantly working to decrease animals’ length of stay by offering additional fee waived adoption events and working with other partners to offer additional incentives to rescue groups

Proposed Department Budget By Program



2024 BUDGET OVERVIEW
PROGRAM AND BUDGET SUMMARIES BY DEPARTMENT
REGULATORY

CHICAGO ANIMAL CARE AND CONTROL

Chicago Animal Care and Control ("CACC") protects public safety and ensures the humane care of animals through sheltering, pet placement, education, and animal law enforcement.

FUND SOURCE(S)	2023		2024	
	FTEs	Appropriation	FTEs	Recommendation
Corporate Fund	82	7,025,418	82	7,698,109

ALLOCATION

Personnel Services	5,558,034	6,079,030
Non-Personnel Services	1,467,384	1,619,079

Program Summary and Description	FTEs	2024 Funding
ADMINISTRATION	6	765,883
ANIMAL CONTROL Responds to service requests to remove stray, vicious, and unwanted animals from the public way. Investigates animal bites and dangerous dog cases. Assists law enforcement, City departments, and sister agencies with animal-related issues. Ensures compliance of animal-related portions of the City Municipal Code and issues citations for non-compliance.	26	1,961,014
ANIMAL CARE Receives lost, injured, and unwanted animals brought to the shelter. Provides daily care and medical attention to all animals housed at the shelter. Provides customer service to visitors and educates the public about animal safety and pet ownership. Promotes maximization of live animal outcomes through lost pet redemptions, pet adoptions, and animal transfer programs. Administers vaccinations, performs surgeries, and other procedures.	45	4,902,167
ANTI-CRUELTY Inspects and responds to complaints of animal-related businesses. Conducts cruelty and dangerous dog investigations. Assists the Chicago Police Department and other law enforcement agencies with dog fighting investigations and other advanced animal-related responses. Primary chemical immobilization experts, including non-lethal tranquilization of vicious and injured animals on the public way.	5	400,719
TURNOVER		(331,674)

2024 BUDGET OVERVIEW
PROGRAM AND BUDGET SUMMARIES BY DEPARTMENT
REGULATORY

LICENSE APPEAL COMMISSION

KEY FUNCTIONS

- Conducts public hearings for liquor license applications
- Evaluates appeals to determine legal appropriateness of suspension, revocations, and fines imposed by the Department of Business Affairs and Consumer Protection

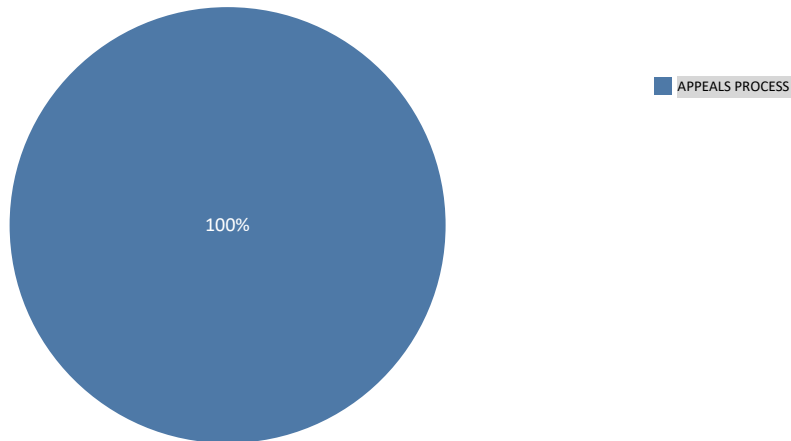
2023 KEY RESULTS

- Held seven public status meetings as of August 7, 2023, matching the number of sessions through that date in 2022
- Continued case management from 2022 with three cases and received two appeals filed with the Commission as of August 7, 2023, compared to 9 total in 2022

2024 INITIATIVES

- Continued focus on the License Appeal Commission's state law-mandated key functions
- Participate, develop, and implement department goals as requested in Citywide initiatives in equity, diversity, accessibility, and gender-based violence awareness

Proposed Department Budget By Program



2024 BUDGET OVERVIEW
PROGRAM AND BUDGET SUMMARIES BY DEPARTMENT
REGULATORY

LICENSE APPEAL COMMISSION

The License Appeal Commission evaluates appeals to determine the legal appropriateness of suspension, revocations, and fines imposed by the Department of Business Affairs and Consumer Protection on liquor license holders. The Commission conducts hearings to determine whether applications for new liquor licenses were rightfully denied and enters orders thereon.

FUND SOURCE(S)	2023		2024	
	FTEs	Appropriation	FTEs	Recommendation
Corporate Fund	1	198,042	1	206,653

ALLOCATION

Personnel Services	102,732	112,260
Non-Personnel Services	95,310	94,393

Program Summary and Description	2024	
	FTEs	Funding
APPEALS PROCESS	1	206,653

The License Appeal Commission (LAC) is the immediate forum of appeal for suspensions, revocations, and fines imposed by the Dept of Business Affairs and Consumer Protection (BACP) against a liquor license holder. Additionally, the LAC handles appeals for denied liquor license applications, denied changes in management/ownership of an existing liquor license, as well as refusals of liquor license renewals issued by BACP.

2024 BUDGET OVERVIEW
PROGRAM AND BUDGET SUMMARIES BY DEPARTMENT
REGULATORY

BOARD OF ETHICS

KEY FUNCTIONS

- Issues confidential advisory opinions to help City employees, officials, lobbyists, contractors and others to comply with the Governmental Ethics Ordinance (GEO)
- Administers the filing and public posting of annual Statements of Financial Interests by 3,900 City personnel and imposes sanctions where late filing violations are determined
- Administers the lobbyist registration program, makes public all filings made by lobbyists, imposes fines where violations are determined, and collects registration fees
- Enforces the GEO by adjudicating ethics investigations completed by the Office of Inspector General (OIG)
- Finds probable cause where no OIG factual investigation is required, determines violations and imposes sanctions consistent with due process of law
- Conducts classes for City personnel and administers separate online training programs for City employees, elected and appointed officials, and lobbyists, and imposes sanctions for those failing to timely complete the training
- Consults with City agencies on internal ethics policies
- Publishes educational guides to the City’s ethics laws
- Engages in community educational outreach

- Administered annual training to 31,750 City officials and employees and 825 lobbyists
- Collected \$425,000 in lobbyist registration fees
- Commenced and disposed of 32 enforcement actions based on citizen complaints or information presented to the Board by issuing \$10,000 in fines, referring matters for further investigation to the OIG, or finding minor violations
- Presented proposed amendments to the GEO to the new administration and City Council
- Enforced deadlines for lobbyist filings and Statements of Financial Interests and imposed more than \$20,000 in fines

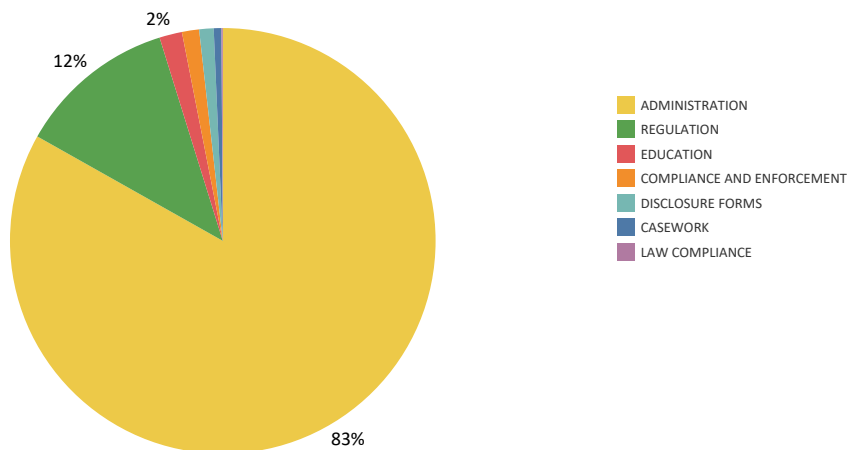
2024 INITIATIVES

- Produce new ethics training films in partnership with the Mayor’s Office
- Host a Public Ethics Symposium with representatives from local government agencies, good government advocates, and academics
- Increase number of student-as-trainees within the office to provide year-round opportunities for Chicago youth to learn about public service
- Re-commence face-to-face ethics classes for City employees and officials post-pandemic
- Engage and speak with community groups in all 50 wards

2023 KEY RESULTS

- Published three new and revised all 32 other educational brochures on various aspects of the GEO
- Issued 4,500 informal and five formal confidential advisory opinions to City employees, officials, and contractors

Proposed Department Budget By Program



2024 BUDGET OVERVIEW
PROGRAM AND BUDGET SUMMARIES BY DEPARTMENT
REGULATORY

BOARD OF ETHICS

The Board of Ethics ("The Board") administers the City of Chicago's Governmental Ethics and Campaign Financing Ordinances and other laws adopted to help ensure that City officials and employees avoid conflicts of interests. The Board's activities include providing confidential advice; educating City personnel, vendors, lobbyists, and the public about ordinances; regulating lobbyists and campaign contributors; distributing and maintaining financial disclosure statements for public inspection; and referring complaints and adjudicating completed investigations.

FUND SOURCE(S)	2023		2024	
	FTEs	Appropriation	FTEs	Recommendation
Corporate Fund	8	916,559	8	1,019,825

ALLOCATION

Personnel Services	857,448	960,714
Non-Personnel Services	59,111	59,111

Program Summary and Description	FTEs	2024 Funding
ADMINISTRATION	7	848,124
EDUCATION Oversees and conducts mandatory annual and quadrennial ethics training for City employees, officials, and lobbyists, and provides educational materials and ethics presentations to others, including on sexual harassment.		17,637
COMPLIANCE AND ENFORCEMENT Receives, refers, and adjudicates complaints alleging violations of the Governmental Ethics Ordinance. Reviews ethics investigations conducted by the Office of the Inspector General, holds probable cause meetings, administers merits hearings, and makes determinations, settlements, and case dispositions. Imposes penalties on violators. Maintains public database of case dispositions. Initiates enforcement actions where appropriate.		13,200
CASEWORK Interprets and provides confidential advisory opinions on the Governmental Ethics Ordinance. Advises City officials and employees regarding legislative action on governmental ethics, campaign financing, and lobbying, makes formal opinions available, and maintains searchable public index of all formal opinions.		5,850
REGULATION Administers the City's lobbyist registration and reporting program; makes lobbyists' filings and data publicly available; reviews public records to ensure compliance with lobbying and campaign finance laws; commences regulatory actions and imposes penalties where appropriate.	1	122,888
DISCLOSURE FORMS Distributes, collects, maintains, and makes publicly available annual Statements of Financial Interests filings and other required and non-required disclosures filed by City employees and officials; commences enforcement actions and imposes penalties where appropriate.		11,091
LAW COMPLIANCE Conducts audits, monitors risk, and recommends corrective action for problems leading to non-compliance with applicable laws, rules, regulations, and policies.		1,035

2024 BUDGET OVERVIEW
PROGRAM AND BUDGET SUMMARIES BY DEPARTMENT
LEGISLATIVE AND ELECTIONS

Legislative and Elections
FUNDING COMPARISON BY DEPARTMENT

Department	2023	2024
City Council		
City Council	28,643,385	29,731,430
City Council Committees	6,406,294	6,738,537
Legislative Reference Bureau	406,430	418,143
Council Office of Financial Analysis	347,680	356,236
Dept Total	35,803,789	37,244,346
Board of Election Commissioners	56,602,820	34,482,421
Total - Legislative and Elections	\$92,406,609	\$71,726,767

2024 BUDGET OVERVIEW
PROGRAM AND BUDGET SUMMARIES BY DEPARTMENT
LEGISLATIVE AND ELECTIONS

CITY COUNCIL

The City Council is the legislative body of the City of Chicago consisting of the Mayor and fifty aldermen. The City Council is authorized to exercise general and specific powers as the Illinois General Assembly delegates by statute. The City Council passes ordinances, levies taxes, and provides necessary services to residents of Chicago.

FUND SOURCE(S)	2023		2024	
	FTEs	Appropriation	FTEs	Recommendation
Corporate Fund	209	28,350,811	209	29,731,430
Other Grant Funds		292,574		0
Total Full-time Equivalent Positions and Amounts	209	\$28,643,385	209	\$29,731,430

ALLOCATION

Personnel Services	17,991,779	18,584,930
Non-Personnel Services	10,651,606	11,146,500

Program Summary and Description	2024	
	FTEs	Funding
CITY COUNCIL	209	29,731,430

2024 BUDGET OVERVIEW
PROGRAM AND BUDGET SUMMARIES BY DEPARTMENT
LEGISLATIVE AND ELECTIONS

CITY COUNCIL
City Council Committees

FUND SOURCE(S)	2023		2024	
	FTEs	Appropriation	FTEs	Recommendation
Corporate Fund		5,585,660		5,892,445
Vehicle Tax Fund		640,640		660,810
Special Events and Municipal Hotel Operators' Occupation Tax Fund		179,994		185,282
Total Full-time Equivalent Positions and Amounts	0	\$6,406,294	0	\$6,738,537

ALLOCATION

Personnel Services	5,837,824	6,067,067
Non-Personnel Services	568,470	671,470

Program Summary and Description	FTEs	2024 Funding
FINANCE		1,198,228
BUDGET AND GOVERNMENT OPERATIONS		430,352
CONTRACTS, OVERSIGHT, AND EQUITY		213,144
HEALTH AND HUMAN RELATIONS		205,670
AVIATION		201,958
LICENSING AND CONSUMER PROTECTION		207,852
PUBLIC SAFETY		237,876
IMMIGRANT AND REFUGEE RIGHTS		194,110
COMMITTEES, RULES, AND ETHICS		163,330
ETHICS AND GOVERNMENT OVERSIGHT		203,342
ECONOMIC, CAPITAL, AND TECHNOLOGY		431,368
EDUCATION AND CHILD DEVELOPMENT		192,573
ENVIRONMENTAL PROTECTION AND ENERGY		229,382

**2024 BUDGET OVERVIEW
PROGRAM AND BUDGET SUMMARIES BY DEPARTMENT
LEGISLATIVE AND ELECTIONS**

**CITY COUNCIL
City Council Committees**

Program Summary and Description	FTEs	2024	Funding
ZONING, LANDMARKS, AND BUILDINGS			446,342
HOUSING AND REAL ESTATE			235,365
TRANSPORTATION AND PUBLIC WAY			341,905
PEDESTRIAN AND TRAFFIC SAFETY			318,905
SPECIAL EVENTS AND CULTURAL AFFAIRS			185,282
WORKFORCE DEVELOPMENT AND AUDIT			422,195
VICE MAYOR			409,755
POLICE AND FIRE			269,603

**CITY COUNCIL
Legislative Reference Bureau**

FUND SOURCE(S)	2023		2024	
	FTEs	Appropriation	FTEs	Recommendation
Corporate Fund		406,430		418,143

ALLOCATION

Personnel Services	390,430	402,143
Non-Personnel Services	16,000	16,000

Program Summary and Description	FTEs	2024	Funding
LEGISLATIVE REFERENCE			418,143

**2024 BUDGET OVERVIEW
PROGRAM AND BUDGET SUMMARIES BY DEPARTMENT
LEGISLATIVE AND ELECTIONS**

**CITY COUNCIL
Council Office of Financial Analysis**

FUND SOURCE(S)	2023		2024	
	FTEs	Appropriation	FTEs	Recommendation
Corporate Fund	3	347,680	3	356,236

ALLOCATION

Personnel Services	285,036	293,592
Non-Personnel Services	62,644	62,644

Program Summary and Description	2024	
	FTEs	Funding
COUNCIL OFFICE OF FINANCIAL ANALYSIS	3	356,236

2024 BUDGET OVERVIEW
PROGRAM AND BUDGET SUMMARIES BY DEPARTMENT
LEGISLATIVE AND ELECTIONS

BOARD OF ELECTION COMMISSIONERS

KEY FUNCTIONS

- Manage voter registration and voter history records
- Identify and contract polling places
- Recruit and train poll workers
- Program, test, and secure voting equipment
- Conduct Electoral Board proceedings
- Inform voters of options for Early Voting, Vote by Mail, and Election Day voting
- Tabulate and report election results

2023 KEY RESULTS

- Administered the November 8, 2022 General Election, the February 28, 2023 Municipal Election, and the April 4, 2023 Municipal Run-Off Election (which saw the most total ballots cast in a Chicago Municipal Election since 1999)
- Managed Chicago’s Electoral Board process for over 300 candidates, including the new Police District Councils
- Increased the number of precincts that receive Limited English Proficiency (LEP) assistance and bilingual staffing on Election Day
- Developed a new three-tier ADA compliance reporting system for polling places with the U.S. Department of Justice and Equip for Equality
- Expanded communications footprint with active social media accounts, advertising (where over 70% of funding was spent in non-English media publications), podcasts, and community outreach
- Modernized several key election tools to better

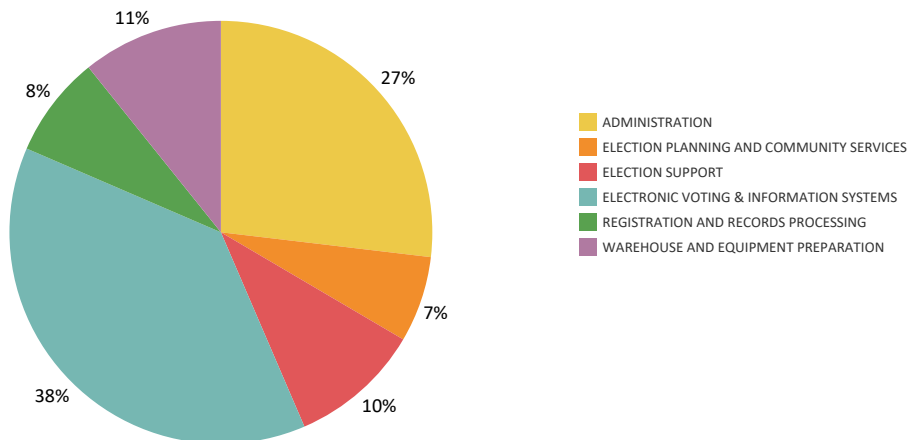
serve the voters of Chicago, including developing a new ChicagoElections.Gov website, updated our e-pollbook equipment, and improved internal IT and Voter Registration systems

- Conducted a mail canvass to all 1.6 million registered voters in Chicago to properly check and clean the voter rolls

2024 INITIATIVES

- Prepare to administer the March 19, 2024 Presidential Primary Election and November 5, 2024 Presidential General Election in Chicago, as well as the enjoining Electoral Board session for candidates
- Implement new Elected Chicago School Board districts once maps are approved by the Illinois legislature
- Prepare for increased Early Voting and Vote by Mail turnout for a Presidential Election year in 2024
- Continue to work with the U.S. Department of Justice, City agencies, and other partners toward achieving 100% accessible polling places by November 2024
- Precinct consolidation reduced numerous costs for Election Day and is estimated to save nearly \$2 Million each election. In 2024, the Board will continue to identify additional precincts that could benefit from consolidation

Proposed Department Budget By Program



2024 BUDGET OVERVIEW
PROGRAM AND BUDGET SUMMARIES BY DEPARTMENT
LEGISLATIVE AND ELECTIONS

BOARD OF ELECTION COMMISSIONERS

The Board of Election Commissioners conducts and supervises all local, county, state and federal elections for the City of Chicago, and is responsible for the certification of election results. The Board also manages voter registrations, maintains an accurate list of voters, and educates the public on all election dates and laws.

FUND SOURCE(S)	2023		2024	
	FTEs	Appropriation	FTEs	Recommendation
Corporate Fund	121	56,602,820	122	34,482,421

ALLOCATION

Personnel Services	17,797,710	9,891,020
Non-Personnel Services	38,805,110	24,591,401

Program Summary and Description	FTEs	2024 Funding
ADMINISTRATION	17	9,363,908
ELECTION PLANNING AND COMMUNITY SERVICES Recruits, trains, and places judges of election, deputy registrars, and polling place administrators. Assists in the creation of audio ballots for touchscreen voting. Conducts voter registration drives, voting equipment demonstrations, educational seminars and training of deputy voter registrars.	17	2,291,803
ELECTRONIC VOTING & INFORMATION SYSTEMS Designs and produces electronic ballots and ballot cards. Collects and reports election vote tallies. Generates lists of registered voters and processes voter verification of registration cards. Tests computer software, hardware, and telecommunications setups for early voting and Election Day activities.	12	13,214,294
ELECTION SUPPORT Establishes locations of polling places. Conducts investigations of election complaints. Trains and places nursing home judges of election, as well as judges of election for replacement ballots from military and overseas voters and for the central count of absentee ballots. Manages Early Voting and Vote By Mail programs. Conducts Electoral Board hearings.	33	3,517,528
WAREHOUSE AND EQUIPMENT PREPARATION Prepares materials, equipment, and ballots for elections. Catalogues and stores all election materials and equipment. Performs audits and re-tabulations of precincts as selected by the Illinois State Board of Elections. Coordinates cartage company deliveries to and from Early Voting and Election Day polling places.	16	3,749,653
REGISTRATION AND RECORDS PROCESSING Processes all new and changed voter registration applications and distributes voter IDs. Maintains, scans, and indexes documents, and responds to public requests for information. Stores, retrieves, and prepares lists of voter eligibility records. Conducts a U.S. mail canvass and processes changes of address for all registered voters.	27	2,698,499
TURNOVER		(353,264)

2024 BUDGET OVERVIEW
PROGRAM AND BUDGET SUMMARIES BY DEPARTMENT
GENERAL FINANCING REQUIREMENTS

GENERAL FINANCING REQUIREMENTS

The Finance General department represents cross-departmental expenses, such as employee benefits, contributions to employee pension funds, long term debt service payments, and other citywide expenditures.

The proposed budget includes \$2.8 billion for expenses related to pension funds, \$2.1 billion for debt service payments, and \$51.4 million for costs associated with routine settlements and judgments. Employee benefits, not including pension contributions, amounts to \$643.2 million.

GENERAL FINANCING REQUIREMENTS
FUNDING COMPARISON BY FUNCTION

Expenditure Categories	2023 Appropriation	2024 Recommendation
Pension Funds	2,666,678,000	2,805,355,000
Loss in Collection of Taxes	12,900,103	14,468,000
Finance General	3,919,120,071	3,774,946,850
Employee Benefits	556,298,077	643,156,374
Workers' Compensation	72,961,416	75,813,630
Payment of Judgments	54,567,433	51,367,433
Debt Service	2,383,753,128	2,085,000,586
Other Citywide Expenditures	851,540,017	919,608,827
Subtotal:	3,919,120,071	3,774,946,850
Total-General Financing Requirements	\$6,598,698,174	\$6,594,769,850
Interfund Transfers and Reimbursements	\$1,214,360,058	\$1,365,244,728

2024 BUDGET OVERVIEW
PROGRAM AND BUDGET SUMMARIES BY DEPARTMENT
GENERAL FINANCING REQUIREMENTS

FINANCE GENERAL

Finance General represents cross-departmental expenses such as IT costs, employee benefits, contributions to employee pension funds, and long-term debt service payments, as well as unanticipated departmental expenses during the year.

FUND SOURCE(S)	2023 Appropriation	2024 Recommendation
Corporate Fund	1,973,553,970	2,089,849,929
Water Fund	598,827,514	593,319,891
Vehicle Tax Fund	94,469,146	95,087,682
Motor Fuel Tax Fund	3,031,000	3,326,744
Sewer Fund	356,645,496	336,112,064
Library Fund	31,365,640	29,960,172
Emergency Communication Fund	47,527,142	43,863,973
Special Events and Municipal Hotel Operators' Occupation Tax Fund	9,032,727	9,168,365
Bond Redemption and Interest Series Fund	527,361,000	492,280,000
Library Note Redemption and Interest Tender Notes Series "B" Fund	119,356,000	122,026,000
City Colleges Bond Redemption and Interest Fund	33,822,000	0
Chicago Midway Airport Fund	200,004,192	202,835,354
Municipal Employees' Annuity and Benefit Fund	1,084,685,000	1,126,119,000
Laborers' and Retirement Board Annuity and Benefit Fund	126,313,000	149,931,000
Policemen's Annuity and Benefit Fund	973,181,000	1,041,471,000
Firemen's Annuity and Benefit Fund	482,499,000	487,834,000
Chicago O'Hare Airport Fund	1,009,249,538	1,028,820,284
Affordable Housing Opportunity Fund	1,014,786	1,460,581
CTA Real Property Transfer Tax Fund	93,000,000	56,871,000
Tax Increment Financing Administration Fund	5,896,960	5,788,950
Garbage Collection Fund	2,122,592	2,050,975
Houseshare Surcharge - Homeless Services Fund	480,000	0
Foreign Fire Insurance Tax Fund	27,062,000	25,309,000
Houseshare Surcharge - Domestic Violence Fund	528,000	0
Cannabis Regulation Tax	9,757,000	12,722,000
Opioid Settlement Fund	482,799	0
Vaping Settlement Fund	33,296	0
Houseshare Surcharge - Homeless Services Fund	0	1,192,000
Houseshare Surcharge - Domestic Violence Fund	0	884,960
Neighborhoods Opportunity Fund	1,757,434	1,729,654
TOTALS	\$7,813,058,232	\$7,960,014,578

**2024 BUDGET OVERVIEW
PROGRAM AND BUDGET SUMMARIES BY DEPARTMENT
GENERAL FINANCING REQUIREMENTS**

FINANCE GENERAL

Program Summary and Description	2024 Funding
PENSION FUNDS	
For payment to employee annuity and benefit funds.	2,805,355,000
LOSS IN COLLECTION OF TAXES	
For anticipated loss in collection of the property tax levy.	14,468,000
FINANCE GENERAL	
Employee Benefits	643,156,374
For payment of employee and annuitant benefits.	
Workers' Compensation	75,813,630
For payment of claims under workers' compensation, excluding such claims for the public safety and aviation departments.	
Payment of Judgments	51,367,433
For payment of judgments, settlements, and outside counsel related to non-public safety litigation.	
Debt Service	2,085,000,586
For payment of principal and interest on outstanding bonds, notes, and other debt instruments.	
Other Citywide Expenditures	919,608,827
For other Citywide expenditures that do not fall within any single department's budget, including insurance premiums, accounting and auditing expenses, Citywide IT systems and maintenance, and matching funds for grants,	

APPENDICES



2024 BUDGET OVERVIEW APPENDICES

FINANCIAL AND BUDGETARY POLICIES

The City's financial policies provide a framework for the City's overall fiscal management and outline standards for consistent and transparent budgetary practices. These fiscal policies are intended to protect the City's fiscal integrity and health, encourage equitable allocation of costs and resources, and allow sufficient flexibility to consider new fiscal and budgetary strategies. The City consistently evaluates these policies to determine if they should be modified to accommodate changing circumstances and conditions.

BASIS OF BUDGETING

The City prepares and presents its annual budget on a modified accrual basis of accounting, with the exception of property taxes and enterprise funds. The modified accrual basis of accounting recognizes revenue when earned, as long as the revenue is collectible within the current accounting period or soon enough to be used to pay liabilities from the current accounting period.

The City accounts for revenues as soon as the revenues are both measurable and available. Such revenues are used to pay liabilities from the current accounting period. The City records revenues from fees for licenses and permits, charges for services, and other revenues when received in cash at the time of the issuance of the license or permit or the provision of the service, except for Ground Emergency Medical Transportation services, which are recorded as revenues if collected within the first 90 days subsequent to year-end. Charges for service for which the City is reimbursed are recognized when the service is rendered, as long as reimbursement occurs in the same accounting period. For budgeting purposes, property taxes are considered revenue for the year in which the taxes are levied. Appropriations are made at the appropriation category level, include account level detail, and are presented by fund and by City department. The City's expenditures on a budgetary basis include both cash payments, amounts for services rendered that are payable and encumbrances (funds that are committed pursuant to a contract) that are related to the current fiscal year. Expenditures are generally recorded when an event or transaction occurs. All annual appropriations within the Corporate Fund and the special revenue funds lapse at year end if they remain unspent and unencumbered, and encumbrances are expended within three months of year end.

The City's budgetary basis of accounting described above differs from the City's generally accepted accounting principles (GAAP) basis of reporting, which is used in the City's Annual Comprehensive Financial Report (ACFR).

The key differences are:

- The City budgets encumbrances as expenditures, whereas GAAP reflects encumbrances as assigned fund balance.
- The City's budget classifies both long-term debt proceeds and operating transfers-in as revenues, whereas GAAP classifies these as other financial sources.
- The City does not budget for doubtful accounts, which are accounts that have been delinquent for a period of at least 90 days and for which collection is unlikely; however, doubtful accounts are reported under GAAP.
- The City's budget does not budget for in-kind donations, whereas GAAP classifies in-kind donations received as revenues and used as expenditures.
- The City's budget classifies the prior years' surplus as an available resource, whereas GAAP records it as a portion of the City's fund balance.

FUND STABILIZATION

The City's policy is to maintain sufficient unrestricted fund balances to mitigate current and future risks, emergencies, or unanticipated budget shortfalls. As part of its financial and budget practices, the City establishes and maintains three sources of unrestricted budgetary fund balance: (i) Asset Lease and Service Concession Reserves, (ii) Operating Liquidity Fund, and (iii) Unassigned Fund Balance. Current City policy states that the City will maintain an assigned and unassigned fund balance equivalent to no less than two months of Corporate Fund/General Fund operating expenses.

Asset Lease and Concession Reserves

In 2005, the City entered into a 99-year lease of the Chicago Skyway, under which a private company was granted the right to operate and collect tolls from the Skyway. In return, the City received an upfront payment. The City established a long-term reserve with a portion of the proceeds of the Chicago Skyway lease. The principal of this fund will continue to supplement Corporate Fund reserves, with interest earnings available to be transferred to the Corporate Fund each year (with the dollar amount of the transfer reflecting variations in interest rates) to support operating expenses.

In 2009, the City entered into a 75-year concession agreement for its metered parking system, under which a private company was granted the right to operate and collect revenue from the parking meter system and the City received an upfront payment. Pursuant to an ordinance approved by City Council in 2012, only interest generated

2024 BUDGET OVERVIEW APPENDICES

from the fund, and not principal, may be transferred to the Corporate Fund to support operating expenses.

Operating Liquidity Fund

The City created this fund in 2016 and each year a determined amount of the unassigned fund balance will be assigned to it. This fund will provide reoccurring short-term funding for City operations, allowing the City to manage liquidity issues associated with timing of revenue collection. For example, the Operating Liquidity Fund could be used to replace the short-term borrowing needed for library operations while the City awaits property tax receipts.

Unassigned Fund Balance

Surplus resources identified through the annual financial audit process make up the unassigned fund balance. The City's unassigned fund balance grew due in part to a growing economy, enhancements in revenue, including debt collection and investment strategies, and ongoing savings and efficiencies.

BALANCED AND COMPREHENSIVE BUDGETING

The City bases its annual budget on a reliable assessment of the available resources for that year and a meaningful understanding of the City's service priorities and adopts a balanced budget in accordance with the Illinois Municipal Code (65 ILCS 5/8-2-6).

Members of the public are provided with an opportunity to submit comments on the annual budget through City Council hearings, community forums, written or electronic submissions, or other appropriate means, and at any public hearings required by the Illinois Municipal Code (65 ILCS 5/8-2-6).

Annually, the City evaluates each department's direct costs, as well as any indirect costs that are necessary to conduct that department's function. Accurately assessing these costs across City government provides a useful measure of the full cost of City services. Enterprise funds are charged the full cost of services provided by other City funds.

FINANCIAL REPORT AND LONG-TERM FINANCIAL PLANNING

Pursuant to Executive Order No. 2023-19, a long-term budget and financial analysis – the Budget Forecast – is issued by the Office of Budget and Management by September 30 of each year which includes a revenue trend analysis and a long-term financial forecast and a local fund

financial condition analysis that presents historical data on the City's financial condition over the previous ten years.

GRANTS MANAGEMENT

Anticipated grants are appropriated annually as part of the Appropriation Ordinance passed by the City Council. Before applying for or accepting any grant, the City evaluates whether the grant is consistent with the City's mission and priorities, and assesses the costs, responsibilities, and risks associated with the grant.

CAPITAL INVESTMENTS AND MAINTENANCE

The City consistently maintains capital assets and prioritizes capital projects in a manner that minimizes future maintenance and replacement costs, and meets Chicago's infrastructure needs. The City issues a multi-year Capital Improvement Plan ("CIP"), which contains an outline of the sources of funds, timing of capital projects as well as project descriptions and locations.

WATER AND SEWER RATE STABILIZATION ACCOUNTS

The City's Water Fund and Sewer Fund both maintain rate stabilization accounts. These accounts ensure that the City's water and sewer systems will remain financially solvent in the case of a catastrophic event. In such an event, the accounts would be used to finance operations and make necessary repairs for a short period of time. Contributions to the water and sewer rate stabilization accounts are projected in amounts necessary to maintain an account balance of at least three months of operating expenses. Any net revenues remaining after providing sufficient funds for all required deposits into the bond accounts may be transferred to the water and sewer rate stabilization accounts upon the direction of the City to be used for any lawful purpose of the water and sewer systems, respectively.

DIVERSE REVENUE SYSTEM AND EVALUATION OF COSTS

The City maintains a diversified and stable revenue system that is responsive to the changing economy and is designed to protect the City from short-term fluctuations in any individual revenue source. The City does not use revenue from volatile sources in an amount that exceeds normal growth rates for ongoing operating costs.

User fees are evaluated on an ongoing basis to determine the appropriate level based on the cost of the service as well as other factors. Tax and fee reductions and waivers are also critically evaluated to determine their value and impact on City services and finances. Where possible,

the cost of City services is benchmarked against similar providers of such services so that the City can accurately evaluate opportunities to improve efficiency and reduce costs associated with service delivery. Additionally, the City also utilizes an equity lens to determine opportunities to provide more pathways to compliance for payment of various City fees, taxes and fines, as well as through the evaluation on the impact of the cost of City fees on residents across the city.

DECLARING A TIF SURPLUS

Surplus is declared in three primary ways:

- “Downtown Freeze” TIFs are those in and around the Central Business District that have been reserved only for major infrastructure projects and targeted economic diversification projects. The full available balance in these TIFs is declared surplus each year.
- TIFs being terminated or otherwise ending must have any balance after closing out projects returned as surplus.
- For the remaining TIFs, surplus is declared in TIFs with a balance over \$750,000. The City declares 25 percent of the balance over \$750,000, progressing up to 100 percent of the balance over \$2.5 million.

PENSION POLICY

Starting in fiscal year 2023, the City budgeted for a supplemental pension contribution that will keep the net pension liability of the City’s four pension funds from growing.

DEBT MANAGEMENT POLICY

Pursuant to Section 2-32-031(d) of the Municipal Code of Chicago, the Chief Financial Officer must adopt the City of Chicago Debt Management Policy which establishes guidelines for the issuance and management of all City issued debt and any new financing types related to existing City debt. The Chief Financial Officer has the day-to-day responsibility and authority for structuring, implementing, and managing the City’s debt program in accordance with authorization by the Chicago City Council. The City’s Debt Management Policy is available on the City of Chicago’s Investor Relations website.

CITY INVESTMENT POLICY

The investment of City funds is governed by the Municipal Code. Pursuant to the Municipal Code, the City Treasurer has adopted a Statement of Investment Policy and Guidelines to establish written cash management and investment guidelines for the investment of City funds.

2024 BUDGET OVERVIEW APPENDICES

GLOSSARY

Actuarially-Calculated: An amount determined sufficient to increase the funded ratio of the City of Chicago's pension funds, including Municipal Employees' Annuity and Benefit Fund, the Laborers' Annuity and Benefit Fund, the Policemen's Annuity and Benefit Fund, and the Firemen's Annuity and Benefit Fund, to a statutorily required amount over a number of years.

Amusement Tax: A tax imposed upon the patrons of amusement activities within the City of Chicago including sporting events, theater productions, and a variety of other entertainment activities. The tax does not apply to admission fees to witness in-person live theatrical, live musical, or other live cultural performances that take place in a venue whose maximum capacity is 1,500 persons or fewer. The tax rate is 9.0 percent of the fee paid to witness in-person live theatrical, live musical, or other live cultural performances that take place in a venue whose maximum capacity is more than 1,500 persons. Authorization: Municipal Code 4-156-020.

Annual Comprehensive Financial Report (ACFR): Provides complete and accurate financial information which complies with the reporting requirements of the Municipal Code of Chicago.

Appropriation: An amount of money in the budget, authorized by the City Council, for expenditures for specific purposes. Appropriations are made by account group within each department and fund.

Asset Lease and Concession Reserves: Reserve funds are funds that the City of Chicago sets aside as an economic safety net to mitigate current and future risks such as contingencies, emergencies, or revenue shortfalls. Asset lease and concession reserves are reserve funds established in connection with the long-term lease or concession of City of Chicago assets, specifically the Skyway and parking meters.

Automatic Amusement Device Tax: A tax imposed on each automatic amusement device or machine used within the City of Chicago for gain or profit. The tax rate is \$150 per amusement device annually. Authorization: Municipal Code 4-156-160.

Aviation Funds: A fund established to account for acquisition, operation, and maintenance of the City's airports. Aviation funds are comprised of the O'Hare International Airport Fund and the Midway International Airport Fund.

Basis of Accounting: The method used to recognize

increases and decreases in financial resources.

Basis of Budgeting: The method used to determine when revenues and expenditures are recognized for budgetary purposes.

Benefits: Includes costs such as healthcare, workers' compensation, life insurance, social security contributions and Medicare contributions. While the City's pensions are a benefit of City employment, employer costs associated with pensions are counted separately from other benefits.

Boat Mooring Tax: A tax imposed on the mooring or docking of any watercraft for a fee in or on a harbor, river or other body of water within the corporate limits or jurisdiction of the City. The tax rate is 7.0 percent of the mooring or docking fee. Authorization: Municipal Code 3-16-030.

Bonds: Long-term debt primarily used to finance infrastructure projects including street and alley construction and improvements, lighting, sidewalk replacement, curb and gutter repairs and replacement, and transportation improvements, as well as Enterprise Fund related projects. The City of Chicago has several different bond programs, including general obligation bonds, Sales Tax Securitization bonds, water and wastewater bonds, and O'Hare and Midway Bonds.

Business Taxes: Consists of revenue from the City's tax on hotel accommodations and the Checkout Bag Tax.

Capital Improvement Plan: A five-year plan that identifies capital projects, establishes a planning schedule and provides options for financing projects.

Carryover Appropriations: The balance of appropriations available for expenditure in years subsequent to the year of enactment.

Charges for Service: Charges levied for services provided by the City of Chicago that are not covered by general tax revenue. Such services include building inspections, information requests, emergency medical services, and safety services.

Checkout Bag Tax: A tax of \$.07 per bag on the retail sale or use of paper and plastic checkout bags in Chicago, of which retail merchants retain \$.02 and the remaining \$.05 is remitted to the City. Authorization: Municipal Code 3-50-030.

Cigarette Tax: A tax of \$0.059 per cigarette (\$1.18 per pack of twenty) is imposed upon all cigarettes possessed for sale within the City of Chicago. The tax is paid through

2024 BUDGET OVERVIEW APPENDICES

the purchase of tax stamps from the City of Chicago's Department of Finance. In the City of Chicago's budget, this also includes the liquid nicotine product tax, which is imposed on the retail sale of liquid nicotine products in the City of Chicago at \$1.50 per product unit and \$1.20 per fluid milliliter of consumable nicotine solution. Authorization: Municipal Code 3-42-020 (cigarette) and 3-47-030 (liquid nicotine).

Claims, Refunds, Judgments and Legal Fees: Includes expenses incurred with claims filed against the City of Chicago, legal settlements and judgments, and related legal fees including attorney costs.

Collective Bargaining Agreements (CBAs): A written legal contract between an employer and a union representing employees.

Commercial Paper: A short-term debt instrument issued by an organization, typically for the financing of short-term liabilities.

Commodities and Equipment: Consists of costs for gas, electricity, natural gas, and small equipment.

Consumer Price Index (CPI): Generally understood as a way to measure inflation, CPI measures the average change over time in the prices paid for a set of consumer goods and services.

Contractual Services: Comprised of costs incurred related to services provided to the City that are dictated by a contractual agreement, such as information technology or auditing services.

Corporate Fund: The City of Chicago's general operating fund, used to account for basic City operations and services such as public safety, business and consumer services, and tree trimming.

Debt Service Funds: Debt Service Funds are used to account for the accumulation of resources for, and the payment of, long-term debt service and related costs. Revenue bonds issued for the City of Chicago's Enterprise Funds and debt issued for special taxing districts are not included in the City's general Debt Service Funds.

Delegate Agencies: Organizations that provide services on behalf of the City through a grant contract.

Doubtful Account: An account balance that has been delinquent for a period of at least 90 days, and where collection is unlikely.

Emergency Communication Surcharge: A surcharge

imposed on all billed subscribers of telecommunications services within the City of Chicago for the purpose of funding a portion of the maintenance and operation of the City's emergency 911 system. The surcharge is \$5.00 per month for each network connection and wireless number, and a 9.0 percent tax on pre-paid wireless service. Authorization: Municipal Code 3-64-030 and 7-50-020.

Emergency Communications Fund: A Special Revenue Fund that is comprised of revenues from the collection of the emergency communication surcharge and used to fund 911 and emergency preparedness related activities.

Enterprise Funds: Funds established to account for acquisition, operation, and maintenance of government services such as water, sewer, and the airports. These funds are self-supporting in that they derive revenue from user charges.

Equalized Assessed Value (EAV): The equalized assessed value of a property is the result of applying a State equalization factor to the assessed value of a parcel of property. The State equalization factor is used to bring all property in Illinois to a uniform level of assessment. As it relates to TIF districts, base EAV is the value at the time the TIF district was established, incremental EAV is difference between the base EAV and the current EAV.

Fines, Forfeitures, and Penalties: Fines and any associated penalties levied for violations of the Municipal Code. The primary source of this type of revenue is from parking tickets. Also included in this category are red-light and automated speed enforcement fines, moving violations, booting-related fees, sanitation code violations, and housing court fines.

Fiscal Year (FY): The City of Chicago's fiscal year aligns with the calendar year: January 1 to December 31.

Foreign Fire Insurance Tax: A tax imposed on any business not incorporated in the State of Illinois that is engaged in selling fire insurance in the City of Chicago. The tax is paid for the maintenance, use, and benefit of the Chicago Fire Department. The tax rate is 2.0 percent of the gross receipts received for premiums. Authorization: Municipal Code 4-308-020.

Full Time Equivalent (FTE): The ratio of the total number of paid hours during a period by the number of working hours in that period. One FTE is equivalent to one employee working full-time.

Garbage Fee: Chicago residences receiving City-provided garbage collection services are charged a \$9.50 monthly fee per dwelling unit. City-provided garbage collection

2024 BUDGET OVERVIEW APPENDICES

services are provided to single family homes and multi-family buildings with four units or fewer. Authorization: Municipal Code 7-28-235.

Generally Accepted Accounting Principles (GAAP): Refers to a common set of accounting principles, standards and procedures that companies and their accountants must follow when they compile their financial statements.

General Obligation Debt: Comprised of three types of general obligation bonds including Tax Levy Bonds, Alternate Revenue Bonds and Pledge Bonds.

General Financing Requirements: Comprised of the Finance General budgeting category that represents cross-departmental expenses such as information technology systems, employee benefits, contributions to employee pension funds, and long-term debt service payments.

Gross Domestic Product: The total value of goods produced, and services provided in a defined area (country, state, municipality, etc.) during one year.

Ground Transportation Tax: A tax imposed on the provision of hired ground transportation to passengers in the City of Chicago. The tax rate is \$98 per month on medallion licensees. There is a \$3.50 per day charge for each non-taxicab vehicle with a seating capacity of 10 or fewer passengers, \$6 per day for each non-taxicab vehicle with a seating capacity of 11 to 24 passengers, \$9 per day for each non-taxicab vehicle with a capacity of more than 24 passengers. Transportation network providers are charged \$1.13 per trip for single ride trips that begin or end in Chicago, or \$0.53 for shared rides that begin or end in Chicago, and \$0.10 per trip Accessibly Fund payment for all trips that begin or end in Chicago. Additionally, a \$5.00 per trip surcharge on all transportation network provider vehicles for airport, Navy Pier, and McCormick Place pickup and drop-off. As of 2020, the City also implemented a downtown surcharge on weekdays from 6 am to 10 pm of \$1.75 per trip for single rides and \$0.60 per trip for shared rides. Lastly, the City of Chicago charges \$1.00 per day for pedicabs for each day in service. Authorization: Municipal Code 3-46-030.

Home Rule Municipal Retailers' Occupation Tax: A tax imposed on the activity of selling tangible personal property other than property titled or registered with the State of Illinois that is sold at retail in the City of Chicago. The tax rate is 1.25 percent of the gross receipts from such sales. Grocery food and prescription and nonprescription medicines are generally exempt from the tax. The tax is administered and collected by the Illinois Department of Revenue and disbursed monthly to the City. Authorization:

Municipal Code 3-40-10 and 3-40-20.

Hotel Accommodations Tax: A 4.5 percent tax imposed on the rental or lease of hotel accommodations in the City of Chicago. For vacation rentals and shared housing units, a 6.0 percent surcharge is added to the 4.5 percent base rate for a total City tax rate of 10.5 percent of the gross rental or leasing charge. Authorization: Municipal Code 3-24-030.

Illinois Municipal Retailers' Occupation Tax: A tax imposed on the activity of selling tangible personal property at retail in Illinois. The tax rate is 6.25 percent of the selling price. The tax is administered and collected by the State. Authorization: 35 Illinois Compiled Statutes (ILCS) 120/2-10.

Illinois Use Tax: A tax imposed on the use of tangible personal property purchased outside Illinois but used in the State. The tax rate is 6.25 percent of the selling price. The tax is administered and collected by the Illinois Department of Revenue. 16.0 percent of collections (1.0 percent of the 6.25 percent) is distributed to municipalities. The City receives 20.0 percent of the 1.0 percent portion allocated to municipalities. Authorization: 35 ILCS 105/1.

Income Tax: A tax imposed by the State of Illinois on the privilege of earning or receiving income in Illinois. The tax rate is 7.0 percent of net income for corporations and 4.95 percent of net income for individuals, trusts, and estates. Of the net income tax receipts after refund, 6.06 percent of personal income tax receipts and 6.85 percent of corporate income tax receipts are placed in the Local Government Distributive Fund, which is then distributed to municipalities based on population. Authorization: 35 ILCS 5/201, 5/901; 30 ILCS 115/1, 115/2.

Intergovernmental Tax Revenue: Consists of the City's share of State Income Tax, Personal Property Replacement Tax, Municipal Auto Rental Tax received from the State of Illinois.

Internal Service Earnings: Reimbursements from other City of Chicago funds to the Corporate Fund for services that are provided to other City funds. Certain internal service earnings are allocated using cost accounting methods, while others are reimbursed using intergovernmental purchase orders.

Licenses and Permits: Licenses and permits are required for the operation of certain construction and business activities in the City of Chicago. Fees for these licenses and permits vary with the type of activity authorized.

Liquor Tax: A tax imposed on the retail sale of alcoholic

2024 BUDGET OVERVIEW APPENDICES

beverages in the City of Chicago. Each wholesale dealer who sells to a retail dealer located in the City of Chicago collects the tax and any such retail alcoholic beverage dealer in turn collects the tax from the retail purchaser. The tax rate is \$0.29 per gallon of beer, \$0.36 per gallon for alcoholic liquor containing 14.0 percent or less alcohol by volume, \$0.89 per gallon for liquor containing more than 14.0 percent and less than 20.0 percent alcohol by volume, and \$2.68 per gallon for liquor containing 20.0 percent or more alcohol by volume. Authorization: Municipal Code 3-44-030.

Local Funds: All funds used by the City for non-capital operations other than grant funds.

Local Non-Tax Revenue: Consists of fees charged for the issuance of licenses and permits; fines, forfeitures and penalties for traffic or other violations; various charges for services; municipal parking; leases, rentals and sales of City-owned property; internal service earnings; and interest and other revenue.

Local Tax Revenue: Consists of taxes collected by the City, including utility, transportation, transaction, recreation, and business taxes.

Long-Term Debt: Used to finance infrastructure projects in neighborhoods including street and alley construction and improvements, lighting, sidewalk replacement, curb and gutter repairs and replacement, and transportation improvements, including street resurfacing, bridge rehabilitation and traffic safety improvements, as well as Enterprise Fund related projects.

Midway Airport Fund: A fund established to account for acquisition, operation, and maintenance of Midway International Airport.

Modified Accrual Basis of Accounting: Under the modified accrual basis of accounting, revenues are recognized when they become measurable and available. Expenditures are recognized when the liability is incurred.

Motor Fuel Tax: A tax imposed by the State of Illinois on the sale of motor fuel within the State. The tax rate is \$0.38 per gallon of gasoline and \$0.455 per gallon of diesel fuel. A portion of the revenue is distributed to municipalities and townships based on population via a Statewide allocation formula. Authorization: 35 ILCS 505/2, 505/8.

Motor Fuel Tax Fund: A Special Revenue Fund comprised of revenue derived from the Motor Fuel Tax that funds expenses such as costs associated with streetlight energy, salt purchases for snow removal, street pavement and bridge maintenance, and related personnel costs.

Motor Vehicle Lessor Tax: A tax imposed on the leasing of motor vehicles in the City of Chicago to a lessee on a daily or weekly basis. The lessor is allowed to pass this tax on to lessees as a separate charge on rental bills or invoices. The tax is \$2.75 per vehicle per rental period. Authorization: Municipal Code 3-48-030.

Municipal Hotel Operators' Occupation Tax: A tax authorized by State legislation and imposed on the activity of renting hotel accommodations in the City of Chicago. The tax rate is 1.0 percent of gross receipts. The tax is administered and collected by the Illinois Department of Revenue and distributed monthly to the City. Authorization: Municipal Code 3-40-470.

Municipal Parking: A category of revenues that currently includes revenue generated by various parking permits.

O'Hare Airport Fund: A fund established to account for acquisition, operation, and maintenance of O'Hare International Airport.

Parking Garage Tax: A tax imposed on the privilege of parking a motor vehicle in any commercial parking lot or garage in the City of Chicago. The tax rate is currently 22.0 percent for daily parking during the week as well as all weekly and monthly parking and 20.0 percent for daily parking on the weekends. Authorization: Municipal Code 4-236-020.

Personnel Services: Personnel-related costs, which include salaries and wages, pension contributions, healthcare, overtime pay, and unemployment compensation.

Pension Funds: The City of Chicago's employees are covered under four defined-benefit retirement plans established by State statute and administered by independent pension boards. These plans are the Municipal Employees' Annuity and Benefit Fund, the Laborers' Annuity and Benefit Fund, the Policemen's Annuity and Benefit Fund, and the Firemen's Annuity and Benefit Fund. Each independent pension board has authority to invest the assets of its respective plan subject to the limitations set forth in 40 ILCS 5/1-113.

Personal Property Lease Tax: A tax imposed on the lease, rental or use of rented, personal property or nonpossessory computer leases of software and infrastructure (referred to as cloud software and cloud infrastructure) in the City of Chicago is 9.0 percent. Authorization: Municipal Code 3-32-030.

Personal Property Replacement Tax: Two categories of taxes levied by the State and distributed to local

2024 BUDGET OVERVIEW APPENDICES

governments to replace personal property taxes no longer allowed under the Illinois Constitution: 1. An income-based tax on corporations, partnerships, and other business entities. The tax rate is 2.5 percent for corporations and 1.5 percent for partnerships, trusts, and subchapter S corporations. The tax allocation formula for local governments in Cook County is based on the 1976 distribution of the repealed personal property tax. Authorization: 35 ILCS 5/201(c), (d); 30 ILCS 115/12. 2. A tax on invested capital imposed by the State of Illinois on public utilities. The tax rate is 0.8 percent on invested capital. The tax allocation formula for local governments in Cook County is based on the 1976 distribution of the repealed personal property tax. Authorization: 35 ILCS 610/2a.1, 615/2a.1, 620/2a.1, 625/2a.1; 30 ILCS 115/12.

Prior Year Available Resources: Amounts remaining from prior years that are budgeted in the current year. Prior year available resources result from revenue exceeding expenditures through savings and sustainable revenue growth, along with spending controls and other efficiencies.

Proceeds and Transfers In: Consists of amounts transferred into the Corporate Fund from outside sources.

Proceeds of Debt: Funds generated from the sale of bonds or notes.

Property Tax: A tax levied on the equalized assessed valuation of real property in the City of Chicago. Cook County collects the tax with assistance from the Illinois Department of Revenue. Authorization for the City's property tax levy occurs through bond ordinances and property tax levy ordinances in connection with the annual appropriation ordinances.

Real Property Transfer Tax: A tax imposed on the transfer of title to, or beneficial interest in, real property located in the City of Chicago. The tax rate is \$3.75 per \$500 of transfer price, or fraction thereof, and is paid by the transferee. Authorization: Municipal Code 3-33-030.

Real Property Transfer Tax—CTA Portion: A supplemental tax on the transfer of real property in the City of Chicago for the purpose of providing financial assistance to the Chicago Transit Authority. The tax rate is \$1.50 per \$500 of the transfer price or fraction thereof and is paid by the transferor. Authorization: Municipal Code 3-33-030.

Recreation Taxes: Consists of taxes on amusement activities and devices, boat moorings, liquor, cigarettes, non-alcoholic beverages, recreational cannabis, and off-track betting.

Reimbursements and Financial Expenses: Reimbursements consists of amounts transferred to the Corporate Fund from other City funds for central services such as information technology, police and fire services, street and building maintenance, and administrative services.

Reserves: Reserves are funds that the City sets aside as an economic safety net to mitigate current and future risks such as contingencies, emergencies, or revenue shortfalls.

Restaurant and Other Places for Eating Tax: A tax imposed on each place for eating located in the City of Chicago. The tax rate is 0.50 percent of the selling price of all food and beverages sold at retail. Authorization: Municipal Code 3-30-030.

Sales Tax Securitization Corporation Residual Revenues: In October 2017, the City Council passed an ordinance authorizing the creation of a Sales Tax Securitization Corporation (STSC). This revenue securitization structure was developed because of legislation passed by the Illinois General Assembly, allowing all home rule municipalities to create a special purpose corporation organized for the sole purpose of issuing bonds paid for from revenues collected by the State. In December 2017, the City entered into a sale agreement (Agreement) with the STSC. Under the Agreement, the City sold to the STSC the City's rights to receive Sales Tax revenues collected by the State. In return, the City received the proceeds of bonds issued by the STSC as well as a residual certificate. Sales Tax revenues received by the STSC are paid first to cover the STSC's operating expenses and debt service on the STSC's bonds. All remaining Sales Tax revenues are then paid to the City as the holder of the residual certificate and are budgeted as Proceeds and Transfers.

Sewer Fund: An Enterprise Fund that supports the operation, maintenance, and capital programs of the City's sewer systems.

Short Term Debt: Comprised of debt issued to address various operating, liquidity, and capital needs, including general obligation short-term borrowing program, water and sewer systems commercial paper notes and line of credit notes, Chicago O'Hare International Airport commercial paper notes and credit agreement notes, and Chicago Midway Airport commercial paper notes.

Simplified Telecommunications Tax: A tax imposed on the privilege of originating or receiving intrastate or interstate telecommunications within the City of Chicago. The tax rate is 7.0 percent of the gross charge for such telecommunications purchased at retail. Authorization: Municipal Code 3-73-030.

2024 BUDGET OVERVIEW APPENDICES

Special Events and Municipal Hotel Operators' Occupation Tax Fund: Includes revenues from the Municipal Hotel Operator's Occupation Tax and is used to support the promotion of tourism, cultural and recreational activities.

Special Revenue Fund: A fund established to account for the operations of a specific activity and the revenue generated for carrying out that activity. Special Revenue Funds are used to account for the proceeds of specific revenue sources (other than special assessments, expendable trusts, or major capital projects) requiring separate accounting because of legal or regulatory provisions or administrative action.

Structural Budget Deficit: Any structural budget imbalance between existing revenues and existing expenses in the Corporate Fund for that budget year. Commonly referred to as the "gap".

Tax Increment Financing (TIF): TIF is a funding tool used to improve neighborhood infrastructure and promote investment in communities across the city. The program is governed by a State law allowing municipalities to capture property tax revenues derived from the amount of incremental equalized assessed value (EAV) above the base EAV that existed before an area was designated as a TIF district.

Transaction Taxes: Consists of taxes on the transfer of real estate, the lease or rental of personal property, and the short-term lease of motor vehicles within the City.

Transportation Network Providers (TNP): Rideshare companies that provide prearranged transportation services for compensation through an internet-enabled application or digital platform to connect passengers with drivers of vehicles for hire.

Transportation Taxes: Consists of taxes on vehicle fuel, garage parking, and hired ground transportation.

Transfers-in: The movement of resources into local funds from reserves and other non-recurring revenue sources.

Transfers-out: The movement of resources from local funds to reserves and other non-recurring revenue sources.

Use Tax for Non-Titled Personal Property: A tax imposed on the use of non-titled tangible personal property in the City of Chicago that is purchased at retail from a retailer located outside the City of Chicago. The tax rate is 1.0 percent of the property's selling price. Authorization: Municipal Code 3-27-030.

Use Tax for Titled Personal Property: A tax imposed on the use of titled personal property in the City of Chicago that is purchased at retail from a retailer located outside the City of Chicago and titled or registered in the City. The tax rate is 1.25 percent of the property's selling price. The Illinois Department of Revenue administers and collects the tax on behalf of the City when titled personal property is purchased from a retailer in Cook, DuPage, Lake, Kane, McHenry, or Will counties. Authorization: Municipal Code 3-28-030.

Utility Taxes and Fees: Consists of taxes on the purchase of telecommunication services, electricity, natural gas and cable television.

Vehicle Fuel Tax: A tax imposed on the purchase of vehicle fuel purchased or dispensed within the City of Chicago. The tax rate is \$0.05 per gallon. Introduced with the 2021 Budget is a proposed \$0.03 per gallon increase, bringing the total tax to \$0.08 per gallon. Authorization: Municipal Code 3-52-020.

Vehicle Tax Fund: Includes revenue from vehicle sticker sales, impoundment fees, abandoned auto sale fees and pavement cut fees, and a portion of the Garage Parking Tax for the maintenance of the public way.

Water Fund: An Enterprise Fund that supports the operation, maintenance, and capital programs of the City's water systems.

Water and Sewer User Fees: A fee imposed on water and sewer usage within the City of Chicago. The revenue collected via water charges and the sewer surcharges on City utility bills. The water and sewer funds are segregated funds where water fund revenue is used to support the water system and sewer fund revenue is used to support the sewer system. Authorization: Municipal Code 11-12-260.

Water and Sewer Tax: A utility tax assessed on water and sewer use within the City of Chicago. As of 2021, the rate is \$2.51 per 1,000 gallons of water and sewer use. Authorization: Municipal Code 11-12-260.

Wheel Tax (referred to as the Vehicle Sticker Fee): An annual fee imposed on the privilege of operating a motor vehicle within the City of Chicago that is owned by a resident of the City of Chicago. The annual fee is \$95.42 for smaller passenger automobiles (less than 4,500 pounds) and \$151.55 for larger passenger automobiles (4,500 pounds or more). The fee varies for other vehicle classifications. Authorization: Municipal Code 3-56-050.

BUDGET DETAIL



2024 BUDGET OVERVIEW

BUDGET DETAIL

REVENUE

Corporate Fund

	Actual					Projection		
	2018	2019	2020	2021	2022	Estimate	2023	2024
Business Taxes								
Hotel Tax	\$130.4M	\$133.7M	\$25.7M	\$65.5M	\$119.6M	\$140.5M	\$144.7M	
Foreign Fire Insurance Tax	\$4.9M							
Shopping Bag Tax	\$6.4M	\$6.4M	\$6.3M	\$7.5M	\$19.0M	\$15.1M	\$10.1M	
Total	\$141.7M	\$140.1M	\$31.9M	\$72.9M	\$138.6M	\$155.6M	\$154.8M	
City Sales Tax/HROT								
Home Rule Occupation Tax	\$57.0M	\$63.7M	\$58.7M	\$77.7M	\$93.9M	\$95.4M	\$96.1M	
Total	\$57.0M	\$63.7M	\$58.7M	\$77.7M	\$93.9M	\$95.4M	\$96.1M	
Municipal Public Utility Taxes & Fees								
Telecommunications	\$87.4M	\$77.6M	\$73.0M	\$66.8M	\$63.1M	\$58.8M	\$57.4M	
Electricity Use	\$98.5M	\$96.1M	\$93.9M	\$95.7M	\$95.4M	\$96.9M	\$96.5M	
Electricity IMF	\$90.8M	\$88.6M	\$86.1M	\$87.7M	\$87.3M	\$88.1M	\$88.6M	
Cable Television	\$26.7M	\$26.1M	\$24.0M	\$23.5M	\$21.6M	\$21.2M	\$19.5M	
Natural Gas Use & Utility Taxes	\$128.6M	\$128.3M	\$114.4M	\$134.3M	\$165.4M	\$141.6M	\$145.2M	
Total	\$432.1M	\$416.7M	\$391.4M	\$408.0M	\$432.9M	\$405.7M	\$407.3M	
Recreation Taxes								
Amusement Tax	\$195.5M	\$196.5M	\$104.3M	\$159.1M	\$233.2M	\$255.0M	\$262.7M	
Liquor Tax	\$33.0M	\$32.0M	\$27.5M	\$29.8M	\$29.7M	\$31.0M	\$31.3M	
Non-Alcoholic Beverage Tax	\$27.0M	\$25.3M	\$22.2M	\$25.9M	\$27.9M	\$28.9M	\$29.5M	
Municipal Cigarette Tax	\$21.3M	\$19.8M	\$20.8M	\$17.4M	\$16.5M	\$13.5M	\$13.3M	
Boat Mooring Tax	\$1.8M	\$1.1M	\$1.0M	\$1.5M	\$1.5M	\$1.5M	\$1.5M	
Auto Amusement Tax	\$0.4M	\$0.4M	\$0.4M	\$0.3M	\$0.3M	\$0.3M	\$0.3M	
Off Track Betting	\$0.5M	\$0.4M	\$0.3M	\$0.5M	\$0.2M	\$0.1M	\$0.1M	
Cannabis Excise tax		\$1.7M	\$1.7M	\$5.1M	\$5.6M	\$5.6M	\$5.7M	
Total	\$279.5M	\$275.5M	\$178.1M	\$239.4M	\$314.9M	\$335.9M	\$344.3M	
Transaction Taxes								
Personal Property Lease Transaction	\$295.4M	\$328.7M	\$344.1M	\$491.1M	\$602.3M	\$630.0M	\$647.7M	
Real Property Transfer	\$175.5M	\$152.4M	\$130.3M	\$184.1M	\$196.4M	\$139.2M	\$142.2M	
Motor Vehicle Lessor Tax	\$6.6M	\$6.7M	\$3.0M	\$4.1M	\$5.2M	\$5.7M	\$5.8M	
Total	\$477.5M	\$487.8M	\$477.5M	\$679.4M	\$803.9M	\$775.0M	\$795.7M	
Transportation Taxes								
Parking Tax	\$134.0M	\$144.1M	\$65.4M	\$104.6M	\$133.2M	\$139.0M	\$142.8M	
Vehicle Fuel Tax	\$53.7M	\$54.1M	\$34.1M	\$54.9M	\$57.0M	\$58.4M	\$59.8M	
Ground Transportation Tax	\$119.4M	\$138.8M	\$94.4M	\$96.2M	\$142.9M	\$195.0M	\$200.5M	
Total	\$307.1M	\$337.0M	\$193.9M	\$255.7M	\$332.2M	\$392.4M	\$403.1M	
Total	\$1,694.8M	\$1,720.7M	\$1,331.5M	\$1,733.2M	\$2,117.3M	\$2,159.9M	\$2,201.2M	
Proceeds & Transfers In								
Skyway Long-Term Reserve Interest	\$12.1M	\$17.7M	\$12.5M	\$20.9M	\$13.9M	\$15.0M	\$23.0M	
Parking Meter Revenue Replacement Fund Interest	\$3.5M	\$3.4M	\$3.5M	\$7.2M	\$3.2M	\$4.0M	\$5.0M	
Proceeds & Transfers In-Other	\$3.7M	\$14.0M	\$8.8M	\$0.0M	\$0.0M	\$0.0M	\$0.0M	
American Rescue Plan Revenue Replacement			\$0.0M	\$782.2M	\$385.0M	\$152.4M	\$0.0M	
Proceeds of Debt			\$450.0M	\$0.0M	\$0.0M	\$0.0M	\$0.0M	
Sales Tax Securitization Corporation Residual	\$608.2M	\$615.7M	\$475.7M	\$640.6M	\$567.3M	\$505.7M	\$552.7M	
Total	\$627.5M	\$650.9M	\$950.5M	\$1,450.9M	\$969.4M	\$677.1M	\$580.7M	
State Income Tax								
State Income Tax	\$255.0M	\$284.2M	\$321.4M	\$376.7M	\$412.4M	\$408.2M	\$430.3M	
Total	\$255.0M	\$284.2M	\$321.4M	\$376.7M	\$412.4M	\$408.2M	\$430.3M	
Municipal Auto Rental Tax								
Municipal Auto Rental Tax	\$4.1M	\$4.4M	\$2.1M	\$3.9M	\$5.0M	\$4.2M	\$4.2M	
Total	\$4.1M	\$4.4M	\$2.1M	\$3.9M	\$5.0M	\$4.2M	\$4.2M	
Personal Prop Replacement Tax (Corporate Share)								
Personal Prop Replacement Tax (Corporate Share)	\$137.4M	\$185.6M	\$165.8M	\$370.7M	\$559.8M	\$465.1M	\$441.8M	
Total	\$137.4M	\$185.6M	\$165.8M	\$370.7M	\$559.8M	\$465.1M	\$441.8M	
Reimbursements								
Reimbursements	\$3.4M	\$1.5M	\$1.4M	\$1.8M	\$2.1M	\$2.0M	\$2.0M	
Total	\$3.4M	\$1.5M	\$1.4M	\$1.8M	\$2.1M	\$2.0M	\$2.0M	
Charges for Services								
Safety	\$400.0M	\$475.8M	\$490.8M	\$753.2M	\$979.2M	\$879.6M	\$878.3M	
Other Charges	\$73.7M	\$80.2M	\$266.5M	\$278.0M	\$344.3M	\$377.6M	\$377.6M	
Inspection	\$30.2M	\$31.0M	\$30.9M	\$31.1M	\$34.6M	\$33.1M	\$34.7M	
Current Expenses	\$13.1M	\$14.6M	\$11.7M	\$12.1M	\$9.6M	\$11.3M	\$10.5M	
Total	\$466.9M	\$581.7M	\$720.9M	\$1,008.6M	\$1,207.4M	\$1,047.6M	\$1,007.1M	

The 2023 figures in this table represent estimates that have not been formally audited.

2024 BUDGET OVERVIEW
BUDGET DETAIL
REVENUE

Corporate Fund

	Actual					Estimate		Projection	
	2018	2019	2020	2021	2022	2023	2024	2023	2024
Charges for Services	\$1.1M	\$1.2M	\$0.9M	\$1.0M	\$1.0M	\$1.0M	\$1.0M	\$1.0M	\$1.0M
Fines, Forfeitures & Penalties	\$122.7M	\$134.4M	\$317.9M	\$328.9M	\$397.0M	\$429.5M	\$430.5M	\$429.5M	\$430.5M
Interest Income	\$335.9M	\$319.2M	\$230.6M	\$316.0M	\$307.6M	\$306.7M	\$347.9M	\$306.7M	\$347.9M
Internal Service Earnings	\$1.9M	\$31.4M	\$24.1M	(\$5.0M)	(\$77.6M)	\$3.5M	\$3.5M	\$3.5M	\$3.5M
Leases, Rentals & Sales	\$171.9M	\$173.6M	\$176.4M	\$175.2M	\$182.7M	\$184.0M	\$182.9M	\$184.0M	\$182.9M
Licenses & Permits	\$35.5M	\$12.5M	\$146.7M	\$39.7M	\$244.1M	\$230.9M	\$240.6M	\$230.9M	\$240.6M
Municipal Parking	\$51.5M	\$67.8M	\$48.6M	\$52.2M	\$52.1M	\$71.5M	\$78.0M	\$71.5M	\$78.0M
Other Revenue	\$270.2M	\$283.1M	\$444.6M	\$385.6M	\$486.6M	\$511.5M	\$528.0M	\$511.5M	\$528.0M
Total	\$26.5M	\$25.5M	\$6.0M	\$10.8M	\$26.2M	\$19.0M	\$19.0M	\$19.0M	\$19.0M
Non-Tax Revenue	\$0.0M	\$0.0M	\$0.0M	\$0.0M	\$0.0M	\$0.0M	\$0.0M	\$0.0M	\$0.0M
Sale of Land	\$6.2M	\$0.2M	\$1.0M	\$1.1M	\$6.7M	\$3.8M	\$3.8M	\$3.8M	\$3.8M
Sale of Materials	\$0.7M	\$0.4M	\$0.2M	\$1.0M	\$0.6M	\$0.6M	\$0.6M	\$0.6M	\$0.6M
Vacation of Streets	\$2.2M	\$15.8M	\$4.1M	\$2.6M	\$1.5M	\$1.5M	\$1.5M	\$1.5M	\$1.5M
Other Permits and Certificates	\$35.7M	\$42.0M	\$11.3M	\$15.5M	\$35.0M	\$24.8M	\$24.8M	\$24.8M	\$24.8M
Building Permits	\$48.1M	\$51.6M	\$39.9M	\$39.2M	\$37.7M	\$35.0M	\$35.7M	\$35.0M	\$35.7M
Business Licenses	\$42.5M	\$40.1M	\$33.1M	\$33.0M	\$35.3M	\$37.7M	\$38.9M	\$37.7M	\$38.9M
Alcohol Dealers License	\$21.4M	\$25.4M	\$21.4M	\$24.3M	\$24.5M	\$26.9M	\$25.3M	\$26.9M	\$25.3M
Prior Period Fines	\$12.5M	\$13.3M	\$10.1M	\$14.3M	\$11.8M	\$12.9M	\$11.6M	\$12.9M	\$11.6M
Municipal Parking	\$4.9M	\$5.5M	\$3.3M	\$4.8M	\$4.2M	\$3.8M	\$3.8M	\$3.8M	\$3.8M
Other Revenue	\$129.3M	\$136.0M	\$107.8M	\$115.6M	\$113.5M	\$116.3M	\$115.3M	\$116.3M	\$115.3M
Total	\$7.8M	\$7.7M	\$7.1M	\$7.4M	\$7.0M	\$7.7M	\$7.7M	\$7.7M	\$7.7M
Other Revenue	\$69.0M	\$75.0M	\$122.3M	\$125.5M	\$103.9M	\$156.5M	\$177.0M	\$156.5M	\$177.0M
Total	\$69.0M	\$75.0M	\$122.3M	\$125.5M	\$103.9M	\$156.5M	\$177.0M	\$156.5M	\$177.0M
Total	\$972.4M	\$1,028.7M	\$1,265.7M	\$1,289.4M	\$1,373.0M	\$1,556.6M	\$1,634.7M	\$1,556.6M	\$1,634.7M
Corporate Fund Revenue	\$3,694.8M	\$3,876.1M	\$4,038.5M	\$5,226.7M	\$5,439.0M	\$5,273.1M	\$5,294.9M	\$5,273.1M	\$5,294.9M
Prior Year Available Resources	\$0.0M	\$0.0M	\$0.0M	\$0.0M	\$0.0M	\$273.1M	\$414.3M	\$273.1M	\$414.3M
Total Corporate Fund Resources	\$3,694.8M	\$3,876.1M	\$4,038.5M	\$5,226.7M	\$5,439.0M	\$5,546.2M	\$5,709.2M	\$5,546.2M	\$5,709.2M

The 2023 figures in this table represent estimates that have not been formally audited.

2024 BUDGET OVERVIEW

BUDGET DETAIL

REVENUE

Special Revenue Funds

	Actual					Estimate					Projection	
	2018	2019	2020	2021	2022	2022	2023	2024	2024	2024	2024	2024
0300 - Vehicle Tax Fund												
Vehicle Sticker Tax	\$125.9M	\$123.6M	\$118.9M	\$125.5M	\$122.1M	\$122.6M	\$122.6M	\$128.8M	\$128.8M	\$128.8M	\$128.8M	\$128.8M
Other Reimbursements	\$27.2M	\$40.5M	\$30.3M	\$25.4M	\$31.6M	\$89.0M	\$89.0M	\$94.8M	\$94.8M	\$94.8M	\$94.8M	\$94.8M
Pavement Cut Fees	\$12.0M	\$21.3M	\$8.6M	\$30.1M	\$22.3M	\$22.3M	\$22.3M	\$22.3M	\$22.3M	\$22.3M	\$22.3M	\$22.3M
Impoundment Fees	\$9.9M	\$9.7M	\$9.9M	\$9.7M	\$11.2M	\$12.9M	\$12.9M	\$12.9M	\$12.9M	\$12.9M	\$12.9M	\$12.9M
Parking Tax	\$10.0M	\$0.0M	\$0.0M	\$0.0M	\$0.0M	\$0.0M	\$0.0M	\$0.0M	\$0.0M	\$0.0M	\$0.0M	\$0.0M
Sale of Impounded Autos	\$4.1M	\$3.2M	\$2.0M	\$3.6M	\$3.1M	\$3.0M	\$3.0M	\$3.0M	\$3.0M	\$3.0M	\$3.0M	\$3.0M
Abandoned Auto Towing	\$0.0M	\$0.1M	\$0.0M	\$0.1M	\$0.0M	\$0.0M	\$0.0M	\$0.0M	\$0.0M	\$0.0M	\$0.0M	\$0.0M
Transfer-In	\$0.7M	\$0.7M	\$0.6M	\$0.6M	\$0.6M	\$0.2M	\$0.2M	\$0.0M	\$0.0M	\$0.0M	\$0.0M	\$0.0M
Other Revenue	\$5.8M	\$3.5M	\$0.7M	\$0.7M	\$0.6M	\$3.8M	\$3.8M	\$3.8M	\$3.8M	\$3.8M	\$3.8M	\$3.8M
Prior Year Available Resources	\$195.7M	\$202.7M	\$168.6M	\$195.7M	\$191.7M	\$258.7M	\$258.7M	\$265.5M	\$265.5M	\$265.5M	\$265.5M	\$265.5M
Capital Funding	\$39.4M	\$31.8M	\$0.0M	\$4.0M	\$3.1M	\$19.3M	\$19.3M	\$2.0M	\$2.0M	\$2.0M	\$2.0M	\$2.0M
Fund Total	\$235.1M	\$234.2M	\$168.6M	\$199.7M	\$194.8M	\$278.0M	\$278.0M	\$267.5M	\$267.5M	\$267.5M	\$267.5M	\$267.5M
0310 - Motor Fuel Tax Fund												
Transfers In	\$0.0M	\$0.0M	\$0.0M	\$0.0M	\$8.1M	\$0.0M	\$0.0M	\$0.0M	\$0.0M	\$0.0M	\$0.0M	\$0.0M
Motor Fuel Tax Distribution	\$56.9M	\$108.5M	\$86.8M	\$98.4M	\$108.8M	\$113.3M	\$113.3M	\$116.0M	\$116.0M	\$116.0M	\$116.0M	\$116.0M
Interest and Other	\$0.6M	\$0.0M	\$0.3M	\$0.0M	\$1.2M	\$7.1M	\$7.1M	\$6.6M	\$6.6M	\$6.6M	\$6.6M	\$6.6M
Prior Year Available Resources	\$57.5M	\$108.5M	\$87.1M	\$98.4M	\$107.6M	\$120.4M	\$120.4M	\$118.7M	\$118.7M	\$118.7M	\$118.7M	\$118.7M
Fund Total	\$17.2M	\$17.5M	\$23.8M	\$13.1M	\$3.9M	\$13.5M	\$13.5M	\$30.2M	\$30.2M	\$30.2M	\$30.2M	\$30.2M
0346 - Library Fund												
Proceeds of Debt	\$74.8M	\$73.8M	\$73.8M	\$73.8M	\$73.8M	\$73.8M	\$73.8M	\$73.8M	\$73.8M	\$73.8M	\$73.8M	\$73.8M
Corporate Fund Subsidy	\$83.6M	\$108.4M	\$110.9M	\$111.5M	\$119.6M	\$133.9M	\$133.9M	\$149.0M	\$149.0M	\$149.0M	\$149.0M	\$149.0M
Fines	\$15.2M	\$0.0M	\$0.0M	\$0.0M	\$0.0M	\$14.6M	\$14.6M	\$11.7M	\$11.7M	\$11.7M	\$11.7M	\$11.7M
Rental of Facilities	\$1.4M	\$1.4M	\$0.3M	\$0.2M	\$0.3M	\$0.3M	\$0.3M	\$0.3M	\$0.3M	\$0.3M	\$0.3M	\$0.3M
Interest	\$0.0M	\$0.0M	\$0.0M	\$0.0M	\$0.0M	\$0.0M	\$0.0M	\$0.0M	\$0.0M	\$0.0M	\$0.0M	\$0.0M
Transfer-In	\$0.0M	\$0.0M	\$11.5M	\$13.6M	\$11.4M	\$0.0M	\$0.0M	\$8.3M	\$8.3M	\$8.3M	\$8.3M	\$8.3M
Other Revenue	\$0.5M	\$0.0M	\$0.4M	\$0.0M	\$0.7M	\$0.3M	\$0.3M	\$0.3M	\$0.3M	\$0.3M	\$0.3M	\$0.3M
Prior Year Available Resources	\$100.9M	\$110.1M	\$115.8M	\$134.8M	\$115.7M	\$135.3M	\$135.3M	\$226.3M	\$226.3M	\$226.3M	\$226.3M	\$226.3M
Capital Funding	\$9.5M	\$7.9M	\$10.4M	\$17.7M	\$6.5M	\$27.5M	\$27.5M	\$18.5M	\$18.5M	\$18.5M	\$18.5M	\$18.5M
Fund Total	\$110.3M	\$118.0M	\$126.1M	\$132.4M	\$122.2M	\$162.8M	\$162.8M	\$244.8M	\$244.8M	\$244.8M	\$244.8M	\$244.8M
0353 - Emergency Communication Fund												
Transfers In	\$0.0M	\$0.0M	\$0.0M	\$0.0M	\$0.0M	\$0.0M	\$0.0M	\$0.0M	\$0.0M	\$0.0M	\$0.0M	\$0.0M
Telephone Surcharge	\$131.2M	\$136.8M	\$141.5M	\$144.5M	\$145.0M	\$169.2M	\$169.2M	\$167.2M	\$167.2M	\$167.2M	\$167.2M	\$167.2M
Prior Year Available Resources	\$131.2M	\$136.8M	\$141.5M	\$144.5M	\$145.0M	\$169.2M	\$169.2M	\$167.2M	\$167.2M	\$167.2M	\$167.2M	\$167.2M
Fund Total	\$131.2M	\$136.8M	\$141.5M	\$144.5M	\$145.0M	\$169.2M	\$169.2M	\$167.2M	\$167.2M	\$167.2M	\$167.2M	\$167.2M
0355 - Special Events and Municipal Hotel Operators' Occupation Tax Fund												
Hotel Operator's Tax	\$23.9M	\$29.5M	\$6.1M	\$13.1M	\$25.8M	\$26.5M	\$26.5M	\$27.4M	\$27.4M	\$27.4M	\$27.4M	\$27.4M
Recreation Fees and Charges	\$11.4M	\$13.1M	\$1.1M	\$1.5M	\$4.3M	\$6.3M	\$6.3M	\$9.7M	\$9.7M	\$9.7M	\$9.7M	\$9.7M
Other Revenue	\$6.5M	\$8.1M	\$0.4M	\$0.6M	\$0.6M	\$1.3M	\$1.3M	\$1.5M	\$1.5M	\$1.5M	\$1.5M	\$1.5M
Rental and Charges	\$1.4M	\$1.0M	\$0.4M	\$0.6M	\$0.6M	\$1.3M	\$1.3M	\$1.3M	\$1.3M	\$1.3M	\$1.3M	\$1.3M
Interest and Other	\$0.0M	\$0.0M	\$7.7M	\$6.5M	\$6.5M	\$7.7M	\$7.7M	\$13.0M	\$13.0M	\$13.0M	\$13.0M	\$13.0M
Prior Year Available Resources	\$43.1M	\$51.8M	\$21.2M	\$21.7M	\$37.3M	\$47.1M	\$47.1M	\$51.6M	\$51.6M	\$51.6M	\$51.6M	\$51.6M
Capital Funding	\$7.7M	\$4.3M	\$5.5M	\$0.0M	\$8.5M	\$7.2M	\$7.2M	\$13.5M	\$13.5M	\$13.5M	\$13.5M	\$13.5M
Fund Total	\$50.8M	\$56.1M	\$20.6M	\$21.7M	\$45.7M	\$54.3M	\$54.3M	\$65.0M	\$65.0M	\$65.0M	\$65.0M	\$65.0M
0994 - Controlled Substances Fund												
Fines Forfeitures, Penalties	\$0.0M	\$0.0M	\$0.0M	\$0.1M	\$0.1M	\$0.1M	\$0.1M	\$0.1M	\$0.1M	\$0.1M	\$0.1M	\$0.1M
Interest on Investments	\$0.0M	\$0.0M	\$0.0M	\$0.0M	\$0.0M	\$0.0M	\$0.0M	\$0.0M	\$0.0M	\$0.0M	\$0.0M	\$0.0M
Prior Year Available Resources	\$0.0M	\$0.0M	\$0.0M	\$0.1M	\$0.1M	\$0.1M	\$0.1M	\$0.1M	\$0.1M	\$0.1M	\$0.1M	\$0.1M
Fund Total	\$0.0M	\$0.0M	\$0.0M	\$0.1M	\$0.1M	\$0.1M	\$0.1M	\$0.1M	\$0.1M	\$0.1M	\$0.1M	\$0.1M
0996 - Affordable Housing Opportunity Fund												
Corporate Fund Subsidy	\$0.0M	\$0.0M	\$0.0M	\$0.0M	\$0.0M	\$0.0M	\$0.0M	\$0.0M	\$0.0M	\$0.0M	\$0.0M	\$0.0M
Interest on Investments	\$0.0M	\$0.0M	\$0.0M	\$0.0M	\$0.0M	\$0.0M	\$0.0M	\$0.0M	\$0.0M	\$0.0M	\$0.0M	\$0.0M
Current Expense	\$0.0M	\$0.0M	\$0.0M	\$0.0M	\$0.0M	\$0.0M	\$0.0M	\$0.0M	\$0.0M	\$0.0M	\$0.0M	\$0.0M
Prior Year Available Resources	\$17.8M	\$43.4M	\$14.5M	\$12.8M	\$19.6M	\$25.2M	\$25.2M	\$27.7M	\$27.7M	\$27.7M	\$27.7M	\$27.7M
Fund Total	\$17.8M	\$43.4M	\$14.5M	\$12.8M	\$19.6M	\$25.2M	\$25.2M	\$27.7M	\$27.7M	\$27.7M	\$27.7M	\$27.7M
0809 - CTA Real Property Transfer Tax Fund												
Interest on Investments	\$17.8M	\$43.4M	\$14.5M	\$12.8M	\$19.6M	\$25.2M	\$25.2M	\$27.7M	\$27.7M	\$27.7M	\$27.7M	\$27.7M
Real Property Transfer Tax - CTA Portion	\$0.1M	\$0.4M	\$0.1M	\$0.1M	\$0.1M	\$0.1M	\$0.1M	\$0.1M	\$0.1M	\$0.1M	\$0.1M	\$0.1M
Prior Year Available Resources	\$69.8M	\$60.9M	\$52.2M	\$72.8M	\$77.5M	\$85.7M	\$85.7M	\$86.9M	\$86.9M	\$86.9M	\$86.9M	\$86.9M
Fund Total	\$17.9M	\$43.8M	\$14.6M	\$12.9M	\$19.7M	\$25.3M	\$25.3M	\$27.8M	\$27.8M	\$27.8M	\$27.8M	\$27.8M
0821 - Tax Increment Financing Administration Fund												
TIF Administrative Reimbursement	\$8.9M	\$8.6M	\$9.8M	\$11.8M	\$14.0M	\$16.8M	\$16.8M	\$17.9M	\$17.9M	\$17.9M	\$17.9M	\$17.9M
Prior Year Available Resources	\$0.0M	\$0.0M	\$0.0M	\$0.0M	\$0.0M	\$0.0M	\$0.0M	\$0.0M	\$0.0M	\$0.0M	\$0.0M	\$0.0M
Fund Total	\$8.9M	\$8.6M	\$9.8M	\$11.8M	\$14.0M	\$16.8M	\$16.8M	\$17.9M	\$17.9M	\$17.9M	\$17.9M	\$17.9M
0825 - Chicago Police CTA Detail Fund												
Safety	\$0.0M	\$5.1M	\$0.0M	\$5.6M	\$0.3M	\$0.0M	\$0.0M	\$0.0M	\$0.0M	\$0.0M	\$0.0M	\$0.0M
Prior Year Available Resources	\$0.0M	\$7.2M	\$7.2M	\$5.8M	\$0.1M	\$0.0M	\$0.0M	\$0.0M	\$0.0M	\$0.0M	\$0.0M	\$0.0M
Fund Total	\$0.0M	\$12.3M	\$7.2M	\$11.4M	\$0.4M	\$0.0M	\$0.0M	\$0.0M	\$0.0M	\$0.0M	\$0.0M	\$0.0M
0826 - Chicago Parking Meters												
Meter Concession Lease	\$0.0M	\$5.1M	\$7.7M	\$7.3M	\$11.2M	\$30.0M	\$30.0M	\$30.0M	\$30.0M	\$30.0M	\$30.0M	\$30.0M
Transfers In	\$0.0M	\$0.1M	\$0.0M	\$0.1M	\$0.1M	\$0.1M	\$0.1M	\$0.1M	\$0.1M	\$0.1M	\$0.1M	\$0.1M
Municipal Parking	\$9.0M	\$9.0M	\$5.6M	\$6.5M	\$14.9M	\$6.5M	\$6.5M	\$6.5M	\$6.5M	\$6.5M	\$6.5M	\$6.5M
Fund Total	\$9.0M	\$14.2M	\$13.3M	\$14.0M	\$26.1M	\$42.6M	\$42.6M	\$42.6M	\$42.6M	\$42.6M	\$42.6M	\$42.6M

The 2023 figures in this table represent estimates that have not been formally audited.



2024 BUDGET OVERVIEW

BUDGET DETAIL

REVENUE

Special Revenue Funds

	Actual					Estimate					Projection		
	2018	2019	2020	2021	2022	2023	2024	2023	2024	2023	2024	2023	2024
0826 - Chicago Parking Meters		\$0.0M	\$0.0M	\$6.5M	(\$41.6M)	\$0.0M	\$0.0M	\$0.0M	\$0.0M	\$0.0M	\$0.0M	\$0.0M	\$0.0M
Subtotal		\$0.0M	\$0.0M	\$6.5M	(\$41.6M)	\$0.0M	\$0.0M	\$0.0M	\$0.0M	\$0.0M	\$0.0M	\$0.0M	\$0.0M
0832 - Garbage Collection Fund		\$9.0M	\$5.7M	\$13.1M	(\$26.6M)	\$6.5M	\$6.5M	\$6.5M	\$6.5M	\$6.5M	\$6.5M	\$6.5M	\$6.5M
Sanitation	\$63.0M	\$62.0M	\$57.6M	\$62.3M	\$62.1M	\$61.7M	\$62.3M	\$61.7M	\$61.7M	\$61.7M	\$62.3M	\$61.7M	\$62.3M
Prior Year Available Resources	\$63.0M	\$62.0M	\$57.6M	\$62.3M	\$62.1M	\$61.7M	\$62.3M	\$61.7M	\$61.7M	\$61.7M	\$62.3M	\$61.7M	\$62.3M
Fund Total	\$63.0M	\$62.0M	\$57.6M	\$62.3M	\$62.1M	\$61.7M	\$62.3M	\$61.7M	\$61.7M	\$61.7M	\$62.3M	\$61.7M	\$62.3M
Prior Period Fines	\$10.5M	\$10.5M	\$10.5M	\$10.5M	\$10.5M	\$10.5M	\$10.5M	\$10.5M	\$10.5M	\$10.5M	\$10.5M	\$10.5M	\$10.5M
Prior Year Available Resources	\$10.5M	\$10.5M	\$10.5M	\$10.5M	\$10.5M	\$10.5M	\$10.5M	\$10.5M	\$10.5M	\$10.5M	\$10.5M	\$10.5M	\$10.5M
Subtotal	\$10.5M	\$10.5M	\$10.5M	\$10.5M	\$10.5M	\$10.5M	\$10.5M	\$10.5M	\$10.5M	\$10.5M	\$10.5M	\$10.5M	\$10.5M
DFSS Expense Reimbursement		\$0.0M	\$0.0M	\$0.0M	\$0.0M	\$0.0M	\$0.0M	\$0.0M	\$0.0M	\$0.0M	\$0.0M	\$0.0M	\$0.0M
Subtotal		\$0.0M	\$0.0M	\$0.0M	\$0.0M	\$0.0M	\$0.0M	\$0.0M	\$0.0M	\$0.0M	\$0.0M	\$0.0M	\$0.0M
0841 - Neighborhood Opportunity Fund		\$11.9M	\$42.0M	\$19.6M	\$0.0M	\$0.0M	\$0.0M	\$0.0M	\$0.0M	\$0.0M	\$0.0M	\$0.0M	\$0.0M
Building Permits	(\$0.6M)	\$1.8M	\$0.1M	\$1.8M	\$0.1M	\$0.1M	\$0.1M	\$0.1M	\$0.1M	\$0.1M	\$0.1M	\$0.1M	\$0.1M
Interest on Investments	\$11.3M	\$43.8M	\$21.9M	\$18.5M	\$28.0M	\$28.0M	\$28.0M	\$28.0M	\$28.0M	\$28.0M	\$28.0M	\$28.0M	\$28.0M
Prior Year Available Resources	\$11.3M	\$43.8M	\$21.9M	\$18.5M	\$28.0M	\$28.0M	\$28.0M	\$28.0M	\$28.0M	\$28.0M	\$28.0M	\$28.0M	\$28.0M
Fund Total	\$11.3M	\$43.8M	\$21.9M	\$18.5M	\$28.0M	\$28.0M	\$28.0M	\$28.0M	\$28.0M	\$28.0M	\$28.0M	\$28.0M	\$28.0M
Interest		\$5.5M	\$6.1M	\$7.8M	\$7.5M	\$7.8M	\$7.5M	\$7.8M	\$7.5M	\$7.8M	\$7.5M	\$7.8M	\$7.5M
Foreign Fire Insurance Tax		\$5.5M	\$6.1M	\$7.8M	\$7.5M	\$7.8M	\$7.5M	\$7.8M	\$7.5M	\$7.8M	\$7.5M	\$7.8M	\$7.5M
Prior Year Available Resources		\$5.5M	\$6.1M	\$7.8M	\$7.5M	\$7.8M	\$7.5M	\$7.8M	\$7.5M	\$7.8M	\$7.5M	\$7.8M	\$7.5M
Subtotal		\$5.5M	\$6.1M	\$7.8M	\$7.5M	\$7.8M	\$7.5M	\$7.8M	\$7.5M	\$7.8M	\$7.5M	\$7.8M	\$7.5M
0842 - Foreign Fire Insurance Tax Fund		\$0.3M	\$0.3M	\$0.3M	\$0.3M	\$0.3M	\$0.3M	\$0.3M	\$0.3M	\$0.3M	\$0.3M	\$0.3M	\$0.3M
Subtotal		\$0.3M	\$0.3M	\$0.3M	\$0.3M	\$0.3M	\$0.3M	\$0.3M	\$0.3M	\$0.3M	\$0.3M	\$0.3M	\$0.3M
0843 - Houseshare Surcharge - Domestic Violence		\$5.8M	\$12.2M	\$21.2M	\$21.8M	\$21.8M	\$21.8M	\$21.8M	\$21.8M	\$21.8M	\$21.8M	\$21.8M	\$21.8M
Hotel Tax Surcharge		\$5.8M	\$12.2M	\$21.2M	\$21.8M	\$21.8M	\$21.8M	\$21.8M	\$21.8M	\$21.8M	\$21.8M	\$21.8M	\$21.8M
Subtotal		\$5.8M	\$12.2M	\$21.2M	\$21.8M	\$21.8M	\$21.8M	\$21.8M	\$21.8M	\$21.8M	\$21.8M	\$21.8M	\$21.8M
Prior Year Available Resources		\$5.8M	\$12.2M	\$21.2M	\$21.8M	\$21.8M	\$21.8M	\$21.8M	\$21.8M	\$21.8M	\$21.8M	\$21.8M	\$21.8M
Fund Total		\$5.8M	\$12.2M	\$21.2M	\$21.8M	\$21.8M	\$21.8M	\$21.8M	\$21.8M	\$21.8M	\$21.8M	\$21.8M	\$21.8M
0870 - Cannabis Regulation Tax		\$0.0M	\$2.1M	\$4.0M	\$0.0M	\$0.0M	\$0.0M	\$0.0M	\$0.0M	\$0.0M	\$0.0M	\$0.0M	\$0.0M
Interest Income		\$0.0M	\$2.1M	\$4.0M	\$0.0M	\$0.0M	\$0.0M	\$0.0M	\$0.0M	\$0.0M	\$0.0M	\$0.0M	\$0.0M
Subtotal		\$0.0M	\$2.1M	\$4.0M	\$0.0M	\$0.0M	\$0.0M	\$0.0M	\$0.0M	\$0.0M	\$0.0M	\$0.0M	\$0.0M
0889 - Opioid Settlement Fund		\$0.0M	\$0.0M	\$0.0M	\$0.0M	\$0.0M	\$0.0M	\$0.0M	\$0.0M	\$0.0M	\$0.0M	\$0.0M	\$0.0M
Subtotal		\$0.0M	\$0.0M	\$0.0M	\$0.0M	\$0.0M	\$0.0M	\$0.0M	\$0.0M	\$0.0M	\$0.0M	\$0.0M	\$0.0M
0890 - Vaping Settlement Fund		\$0.0M	\$0.0M	\$0.0M	\$0.0M	\$0.0M	\$0.0M	\$0.0M	\$0.0M	\$0.0M	\$0.0M	\$0.0M	\$0.0M
Subtotal		\$0.0M	\$0.0M	\$0.0M	\$0.0M	\$0.0M	\$0.0M	\$0.0M	\$0.0M	\$0.0M	\$0.0M	\$0.0M	\$0.0M
0892 - Construction and Demolition Debris Mgmt		\$0.0M	\$0.0M	\$0.0M	\$0.0M	\$0.0M	\$0.0M	\$0.0M	\$0.0M	\$0.0M	\$0.0M	\$0.0M	\$0.0M
Fines, Forfeitures, and Penalties		\$0.0M	\$0.0M	\$0.0M	\$0.0M	\$0.0M	\$0.0M	\$0.0M	\$0.0M	\$0.0M	\$0.0M	\$0.0M	\$0.0M
Subtotal		\$0.0M	\$0.0M	\$0.0M	\$0.0M	\$0.0M	\$0.0M	\$0.0M	\$0.0M	\$0.0M	\$0.0M	\$0.0M	\$0.0M
0893 - Houseshare Surcharge - Homeless Services		\$0.0M	\$0.0M	\$0.0M	\$0.0M	\$0.0M	\$0.0M	\$0.0M	\$0.0M	\$0.0M	\$0.0M	\$0.0M	\$0.0M
Hotel Tax Surcharge		\$0.0M	\$0.0M	\$0.0M	\$0.0M	\$0.0M	\$0.0M	\$0.0M	\$0.0M	\$0.0M	\$0.0M	\$0.0M	\$0.0M
Subtotal		\$0.0M	\$0.0M	\$0.0M	\$0.0M	\$0.0M	\$0.0M	\$0.0M	\$0.0M	\$0.0M	\$0.0M	\$0.0M	\$0.0M
Prior Year Available Resources		\$0.0M	\$0.0M	\$0.0M	\$0.0M	\$0.0M	\$0.0M	\$0.0M	\$0.0M	\$0.0M	\$0.0M	\$0.0M	\$0.0M
Fund Total		\$0.0M	\$0.0M	\$0.0M	\$0.0M	\$0.0M	\$0.0M	\$0.0M	\$0.0M	\$0.0M	\$0.0M	\$0.0M	\$0.0M
0894 - Houseshare Surcharge - Domestic Violence		\$0.0M	\$0.0M	\$0.0M	\$0.0M	\$0.0M	\$0.0M	\$0.0M	\$0.0M	\$0.0M	\$0.0M	\$0.0M	\$0.0M
Hotel Tax Surcharge		\$0.0M	\$0.0M	\$0.0M	\$0.0M	\$0.0M	\$0.0M	\$0.0M	\$0.0M	\$0.0M	\$0.0M	\$0.0M	\$0.0M
Subtotal		\$0.0M	\$0.0M	\$0.0M	\$0.0M	\$0.0M	\$0.0M	\$0.0M	\$0.0M	\$0.0M	\$0.0M	\$0.0M	\$0.0M
Prior Year Available Resources		\$0.0M	\$0.0M	\$0.0M	\$0.0M	\$0.0M	\$0.0M	\$0.0M	\$0.0M	\$0.0M	\$0.0M	\$0.0M	\$0.0M
Fund Total		\$0.0M	\$0.0M	\$0.0M	\$0.0M	\$0.0M	\$0.0M	\$0.0M	\$0.0M	\$0.0M	\$0.0M	\$0.0M	\$0.0M
0D43 - Neighborhoods Opportunity Fund		\$0.0M	\$0.0M	\$0.0M	\$0.0M	\$0.0M	\$0.0M	\$0.0M	\$0.0M	\$0.0M	\$0.0M	\$0.0M	\$0.0M
Building Permits		\$0.0M	\$0.0M	\$0.0M	\$0.0M	\$0.0M	\$0.0M	\$0.0M	\$0.0M	\$0.0M	\$0.0M	\$0.0M	\$0.0M
Interest on Investments		\$0.0M	\$0.0M	\$0.0M	\$0.0M	\$0.0M	\$0.0M	\$0.0M	\$0.0M	\$0.0M	\$0.0M	\$0.0M	\$0.0M
Prior Year Available Resources		\$0.0M	\$0.0M	\$0.0M	\$0.0M	\$0.0M	\$0.0M	\$0.0M	\$0.0M	\$0.0M	\$0.0M	\$0.0M	\$0.0M
Fund Total		\$0.0M	\$0.0M	\$0.0M	\$0.0M	\$0.0M	\$0.0M	\$0.0M	\$0.0M	\$0.0M	\$0.0M	\$0.0M	\$0.0M
0D44 - Citywide Adopt-a-Landmark Fund		\$0.0M	\$0.0M	\$0.0M	\$0.0M	\$0.0M	\$0.0M	\$0.0M	\$0.0M	\$0.0M	\$0.0M	\$0.0M	\$0.0M
Building Permits		\$0.0M	\$0.0M	\$0.0M	\$0.0M	\$0.0M	\$0.0M	\$0.0M	\$0.0M	\$0.0M	\$0.0M	\$0.0M	\$0.0M
Interest on Investments		\$0.0M	\$0.0M	\$0.0M	\$0.0M	\$0.0M	\$0.0M	\$0.0M	\$0.0M	\$0.0M	\$0.0M	\$0.0M	\$0.0M
Prior Year Available Resources		\$0.0M	\$0.0M	\$0.0M	\$0.0M	\$0.0M	\$0.0M	\$0.0M	\$0.0M	\$0.0M	\$0.0M	\$0.0M	\$0.0M
Fund Total		\$0.0M	\$0.0M	\$0.0M	\$0.0M	\$0.0M	\$0.0M	\$0.0M	\$0.0M	\$0.0M	\$0.0M	\$0.0M	\$0.0M
0D45 - Local Impact Fund		\$0.0M	\$0.0M	\$0.0M	\$0.0M	\$0.0M	\$0.0M	\$0.0M	\$0.0M	\$0.0M	\$0.0M	\$0.0M	\$0.0M
Building Permits		\$0.0M	\$0.0M	\$0.0M	\$0.0M	\$0.0M	\$0.0M	\$0.0M	\$0.0M	\$0.0M	\$0.0M	\$0.0M	\$0.0M
Interest on Investments		\$0.0M	\$0.0M	\$0.0M	\$0.0M	\$0.0M	\$0.0M	\$0.0M	\$0.0M	\$0.0M	\$0.0M	\$0.0M	\$0.0M
Prior Year Available Resources		\$0.0M	\$0.0M	\$0.0M	\$0.0M	\$0.0M	\$0.0M	\$0.0M	\$0.0M	\$0.0M	\$0.0M	\$0.0M	\$0.0M
Fund Total		\$0.0M	\$0.0M	\$0.0M	\$0.0M	\$0.0M	\$0.0M	\$0.0M	\$0.0M	\$0.0M	\$0.0M	\$0.0M	\$0.0M
Grand Total		\$799.9M	\$955.0M	\$845.9M	\$923.5M	\$966.7M	\$1,169.2M	\$1,120.3M	\$1,169.2M	\$1,120.3M	\$1,169.2M	\$1,120.3M	\$1,169.2M

The 2023 figures in this table represent estimates that have not been formally audited.

2024 BUDGET OVERVIEW
BUDGET DETAIL
REVENUE

Enterprise Funds

	Actual					Estimate 2023	Projection 2024
	2018	2019	2020	2021	2022		
0200 - Water Fund							
Water Fees	\$746.5M	\$726.4M	\$743.8M	\$763.8M	\$752.2M	\$800.8M	\$812.8M
Interest Earning				\$7.5M	\$10.4M	\$10.0M	\$10.0M
Miscellaneous and Other	\$34.3M	\$32.1M		\$34.3M	\$41.6M	\$25.0M	\$25.0M
Prior Year Available Resources		\$0.0M		\$0.0M	\$0.0M	\$51.7M	\$56.4M
Transfers In			\$22.3M	\$0.0M	\$0.0M	\$44.0M	\$46.6M
Total	\$780.9M	\$758.5M	\$766.0M	\$805.6M	\$804.3M	\$931.5M	\$950.8M
0314 - Sewer Fund							
Sewer Fees	\$368.2M	\$350.1M	\$356.8M	\$377.5M	\$366.9M	\$381.3M	\$387.0M
Interest Earning			\$5.2M	(\$0.7M)	\$0.0M	\$2.0M	\$2.0M
Miscellaneous and Other	\$5.6M	\$7.4M	\$3.9M	\$15.0M	\$26.3M	\$12.7M	\$12.7M
Prior Year Available Resources		\$0.0M	\$0.0M	\$0.0M	\$0.0M	\$56.9M	\$28.6M
Transfers In			\$4.1M	\$4.1M	\$4.1M	\$10.5M	\$10.9M
Total	\$373.8M	\$357.5M	\$369.9M	\$395.9M	\$397.2M	\$463.4M	\$441.2M
0610 - Midway Airport Fund							
Rates, Charges and Other	\$262.2M	\$279.3M	\$278.4M	\$293.8M	\$314.1M	\$356.7M	\$390.5M
Total	\$262.2M	\$279.3M	\$278.4M	\$293.8M	\$314.1M	\$356.7M	\$390.5M
0740 - O'Hare Airport Fund							
Rates, Charges and Other	\$1,199.9M	\$1,307.8M	\$1,204.5M	\$1,131.3M	\$1,342.6M	\$1,588.5M	\$1,743.3M
Total	\$1,199.9M	\$1,307.8M	\$1,204.5M	\$1,131.3M	\$1,342.6M	\$1,588.5M	\$1,743.3M
Grand Total	\$2,616.8M	\$2,703.0M	\$2,618.9M	\$2,626.5M	\$2,858.2M	\$3,340.1M	\$3,525.7M

The 2023 figures in this table represent estimates that have not been formally audited.

2024 BUDGET OVERVIEW
BUDGET DETAIL
REVENUE

Debt Service Funds

	2018	2019	Actual 2020	2021	2022	Estimate 2023	Projection 2024
0383 - Motor Fuel Tax Fund Debt Service							
Motor Fuel Tax	\$11.8M	\$12.4M	\$10.7M	\$8.6M	\$0.0M		
Interest and Other Revenue	\$3.8M	\$5.5M	\$4.6M	\$5.4M	\$7.0M		
Proceeds of Debt			\$0.0M	\$0.0M	\$0.0M		
Subtotal	\$15.6M	\$17.9M	\$15.2M	\$14.0M	\$7.0M		
Prior Year Available Resources	\$0.2M	\$6.6M	\$9.0M	\$49.9M	\$11.7M		
Subtotal	\$0.2M	\$6.6M	\$9.0M	\$49.9M	\$11.7M		
Fund Total	\$15.9M	\$24.4M	\$24.3M	\$63.9M	\$18.7M		
0510 - General Obligation Bond Redemption and Interest Fund							
Property Tax Levy	\$398.1M	\$363.9M	\$370.6M	\$370.4M	\$78.6M	\$174.4M	\$239.7M
Corporate Fund Subsidy	\$0.0M		\$0.0M	\$0.0M	\$0.0M	\$342.1M	\$252.6M
Interest and Other Revenue		\$32.0M	\$89.2M	\$788.7M	(\$10.9M)		
Other Revenue	\$64.8M					\$10.8M	\$0.0M
Proceeds of Debt			\$449.6M				
Transfers In	\$0.0M	\$175.4M	\$124.0M	\$381.6M	\$585.1M	\$0.0M	\$0.0M
Subtotal	\$462.8M	\$571.3M	\$1,033.4M	\$1,540.7M	\$652.7M	\$527.4M	\$492.3M
Prior Year Available Resources	\$0.0M	\$0.0M	\$0.0M	\$0.0M	\$0.0M	\$0.0M	\$0.0M
Subtotal	\$0.0M	\$0.0M	\$0.0M	\$0.0M	\$0.0M	\$0.0M	\$0.0M
Fund Total	\$462.8M	\$571.3M	\$1,033.4M	\$1,540.7M	\$652.7M	\$527.4M	\$492.3M
Property Tax Levy	\$4.3M	\$3.7M					
Interest and Other Revenue	\$0.1M						
Other	\$0.0M						
Transfers In	\$0.0M	\$4.1M					
Subtotal	\$4.3M	\$7.8M					
Prior Year Available Resources	\$0.0M	\$1.0M					
Subtotal	\$0.0M	\$1.0M					
Fund Total	\$4.3M	\$8.9M					
0521 - Library Daily Tender Note Redemption and Interest Fund							
Property Tax Levy	\$82.5M	\$76.4M	\$98.3M	\$121.1M	\$101.9M	\$119.4M	\$122.0M
Interest and Other Revenue		\$0.3M	\$0.5M	\$0.2M	\$0.1M	\$0.0M	\$0.0M
Other (Interest)	\$0.1M						
Transfers In							
Subtotal	\$82.6M	\$76.7M	\$98.9M	\$121.3M	\$102.0M	\$119.4M	\$122.0M
Prior Year Available Resources	\$19.3M	\$19.3M	\$0.0M	\$0.0M	\$0.0M	\$0.0M	\$0.0M
Subtotal	\$19.3M	\$19.3M	\$0.0M	\$0.0M	\$0.0M	\$0.0M	\$0.0M
Fund Total	\$82.6M	\$96.0M	\$98.9M	\$121.3M	\$102.0M	\$119.4M	\$122.0M
Telephone Surcharge & Interest	\$22.3M	\$21.5M	\$16.4M	\$16.4M	\$16.4M		
Transfers In			\$0.0M	\$0.0M	\$0.0M		
Subtotal	\$22.3M	\$21.5M	\$16.4M	\$16.4M	\$16.4M		
Prior Year Available Resources	\$0.8M	\$0.8M	\$0.8M	\$0.0M	\$0.0M		
Subtotal	\$0.8M	\$0.8M	\$0.8M	\$0.0M	\$0.0M		
Fund Total	\$22.3M	\$22.3M	\$17.3M	\$16.4M	\$16.4M		
0549 - City College Bond Redemption and Interest Fund							
Property Tax Levy	\$36.5M	\$31.2M	\$31.8M	\$29.9M	\$28.9M	\$28.8M	\$0.0M
Interest and Other Revenue		\$0.6M	\$0.4M	\$0.3M	\$0.3M	\$0.0M	\$0.0M
Other (Interest)	\$0.4M						
Transfers In		\$2.4M	\$1.5M	\$1.5M	\$1.5M	\$0.0M	\$0.0M
Subtotal	\$36.8M	\$34.2M	\$33.7M	\$31.7M	\$30.7M	\$28.8M	\$0.0M
Prior Year Available Resources	\$0.1M	\$9.0M	\$8.0M	\$0.0M	\$0.0M	\$0.0M	\$0.0M
Subtotal	\$0.1M	\$9.0M	\$8.0M	\$0.0M	\$0.0M	\$0.0M	\$0.0M
Fund Total	\$36.9M	\$43.2M	\$41.7M	\$31.7M	\$30.7M	\$28.8M	\$0.0M
Grand Total	\$624.8M	\$766.2M	\$1,215.5M	\$1,774.0M	\$820.5M	\$675.5M	\$614.3M

The 2023 figures in this table represent estimates that have not been formally audited.

2024 BUDGET OVERVIEW
BUDGET DETAIL
REVENUE

Pension Funds

	Appropriation					Proposed 2024
	2018	2019	2020	2021	2022	
0681 - Municipal Employees' Annuity and Benefit Fund						
Property Tax Levy	\$119.4M	\$119.4M	\$119.4M	\$166.6M	\$160.0M	\$160.0M
Library Property Tax Levy	\$5.3M	\$5.3M	\$5.3M	\$5.5M	\$8.4M	\$8.4M
Corporate Fund Payment	\$81.3M	\$81.3M	\$81.3M	\$49.8M	\$284.7M	\$366.3M
Water-Sewer Utility Tax	\$122.3M	\$174.1M	\$191.0M	\$206.5M	\$206.0M	\$216.3M
Emergency Communication Fund	\$10.6M	\$13.0M	\$14.5M	\$17.4M	\$27.6M	\$25.1M
Library Fund Payment	\$3.1M	\$3.1M	\$3.1M	\$4.7M	\$4.7M	\$4.7M
Water Fund Payment	\$24.5M	\$30.4M	\$33.0M	\$37.0M	\$59.7M	\$59.3M
Sewer Fund Payment	\$7.0M	\$8.5M	\$9.0M	\$10.3M	\$16.3M	\$15.1M
Midway Fund Payment	\$5.0M	\$6.3M	\$7.2M	\$8.6M	\$11.8M	\$10.3M
O'Hare Fund Payment	\$23.7M	\$29.7M	\$35.1M	\$39.8M	\$65.7M	\$60.6M
Water-Sewer Escrow				\$36.8M	\$115.0M	\$50.0M
Corporate Fund Supplemental Pension Allocation						\$70.6M
Emergency Communication Supplemental Pension Allocation						\$4.6M
Midway Fund Supplemental Pension Allocation						\$1.9M
O'Hare Fund Supplemental Pension Allocation						\$11.1M
Sewer Fund Supplemental Pension Allocation						\$2.8M
Water Fund Supplemental Pension Allocation						\$10.9M
Fund Total	\$402.2M	\$471.0M	\$499.0M	\$582.9M	\$960.0M	\$1,077.7M
0682 - Laborers' and Retirement Board Employees' Annuity and Benefit Fund						
Property Tax Levy	\$11.1M	\$11.1M	\$11.1M	\$56.0M	\$53.7M	\$53.7M
Corporate Fund Payment	\$19.8M	\$27.1M	\$35.2M	\$27.1M	\$22.4M	\$15.4M
Water Fund Payment	\$7.7M	\$9.7M	\$11.4M	\$13.3M	\$17.6M	\$19.9M
Sewer Fund Payment	\$5.8M	\$7.4M	\$8.2M	\$9.6M	\$12.7M	\$13.2M
Midway Fund Payment	\$0.7M	\$0.9M	\$1.2M	\$1.4M	\$2.2M	\$2.3M
O'Hare Fund Payment	\$3.0M	\$3.9M	\$5.0M	\$5.9M	\$7.9M	\$7.7M
Corporate Fund Supplemental Pension Allocation						\$7.5M
Midway Fund Supplemental Pension Allocation						\$0.2M
O'Hare Fund Supplemental Pension Allocation						\$0.8M
Sewer Fund Supplemental Pension Allocation						\$1.4M
Water Fund Supplemental Pension Allocation						\$2.1M
Fund Total	\$48.0M	\$60.0M	\$72.0M	\$86.2M	\$116.6M	\$147.7M
0683 - Policemen's Annuity and Benefit Fund						
Property Tax Levy	\$546.6M	\$546.6M	\$592.7M	\$801.4M	\$781.0M	\$781.0M
Corporate Fund Payment		\$18.9M	\$128.3M			\$23.1M
Midway Fund Payment	\$2.5M	\$3.4M	\$4.1M	\$4.3M	\$4.7M	\$4.3M
O'Hare Fund Payment	\$7.8M	\$10.1M	\$12.5M	\$13.1M	\$13.8M	\$13.9M
Casino Gaming Revenue						\$28.8M
Corporate Fund Supplemental Pension Allocation						\$87.6M
Midway Fund Supplemental Pension Allocation						\$0.5M
O'Hare Fund Supplemental Pension Allocation						\$1.4M
Fund Total	\$557.0M	\$579.0M	\$737.5M	\$818.9M	\$799.4M	\$940.6M
0684 - Firemen's Annuity and Benefit Fund						
Property Tax Levy	\$223.1M	\$223.1M	\$257.1M	\$359.5M	\$352.3M	\$352.3M
Corporate Fund Payment		\$9.6M	\$90.8M			\$38.1M
Midway Fund Payment	\$3.2M	\$3.4M	\$5.0M	\$4.9M	\$5.5M	\$5.9M
O'Hare Fund Payment	\$12.2M	\$12.5M	\$18.4M	\$18.5M	\$20.0M	\$21.5M
Casino Gaming Revenue						\$11.2M
Corporate Fund Supplemental Pension Allocation						\$36.2M
Midway Fund Supplemental Pension Allocation						\$0.5M
O'Hare Fund Supplemental Pension Allocation						\$1.9M
Fund Total	\$238.5M	\$248.5M	\$371.3M	\$382.8M	\$399.9M	\$467.8M
Grand Total	\$1,245.7M	\$1,358.5M	\$1,679.8M	\$1,870.8M	\$2,275.9M	\$2,610.2M

2024 BUDGET OVERVIEW

BUDGET DETAIL

EXPENDITURES

Appropriations By Function

Local Funds

	2018	2019	2020	2021	2022	2023	Proposed 2024
Finance and Administration							
Office of The Mayor	\$7.2M	\$7.7M	\$10.9M	\$10.3M	\$11.6M	\$11.9M	\$12.8M
Office of Budget And Management	\$3.3M	\$3.4M	\$3.3M	\$3.2M	\$3.6M	\$3.8M	\$4.5M
Department of Technology and Innovation	\$30.4M	\$31.5M					\$53.5M
City Clerk	\$10.7M	\$10.8M	\$11.3M	\$10.5M	\$11.9M	\$12.3M	\$15.0M
Department of Finance	\$84.1M	\$84.3M	\$96.2M	\$82.5M	\$94.1M	\$96.0M	\$101.8M
City Treasurer	\$4.2M	\$4.1M	\$4.1M	\$4.0M	\$4.8M	\$5.7M	\$6.0M
Department of Administrative Hearings	\$8.5M	\$8.4M	\$8.3M	\$7.8M	\$8.2M	\$8.4M	\$8.8M
Department of Law	\$37.0M	\$38.5M	\$38.4M	\$37.6M	\$40.1M	\$41.9M	\$46.4M
Department of Human Resources	\$7.4M	\$7.5M	\$7.4M	\$6.8M	\$7.8M	\$10.3M	\$12.4M
Department of Procurement Services	\$8.9M	\$9.4M	\$9.1M	\$8.5M	\$10.3M	\$12.6M	\$14.6M
Department of Fleet and Facility Management	\$344.9M	\$349.5M	\$390.2M	\$377.3M	\$432.2M	\$485.3M	\$484.4M
Total	\$546.6M	\$555.1M	\$579.2M	\$548.5M	\$624.5M	\$688.3M	\$760.3M
Infrastructure Services							
Department of Streets and Sanitation	\$263.4M	\$268.0M	\$273.6M	\$283.1M	\$308.0M	\$311.5M	\$344.7M
Chicago Department of Transportation	\$163.8M	\$173.3M	\$182.8M	\$178.5M	\$201.4M	\$212.4M	\$236.3M
Department of Aviation	\$505.6M	\$554.9M	\$590.0M	\$584.7M	\$608.5M	\$663.4M	\$732.6M
Department of Water Management	\$280.6M	\$296.6M	\$298.4M	\$292.1M	\$312.3M	\$357.4M	\$374.8M
Total	\$1,213.4M	\$1,292.9M	\$1,344.8M	\$1,338.5M	\$1,430.1M	\$1,544.6M	\$1,688.5M
Public Safety							
Office of Public Safety Administration			\$30.6M	\$99.2M	\$117.3M	\$134.3M	\$139.1M
Police Board	\$0.5M	\$0.5M	\$1.1M	\$0.6M	\$0.6M	\$0.6M	\$0.6M
Chicago Police Department	\$1,535.6M	\$1,591.7M	\$1,680.8M	\$1,600.2M	\$1,747.5M	\$1,775.5M	\$1,803.3M
Office of Emergency Management and Communications	\$142.9M	\$143.8M	\$136.4M	\$80.0M	\$77.4M	\$77.8M	\$83.3M
Chicago Fire Department	\$625.8M	\$624.4M	\$637.7M	\$683.6M	\$715.3M	\$704.7M	\$705.0M
Civilian Office of Police Accountability	\$13.3M	\$13.9M	\$13.8M	\$13.3M	\$14.7M	\$15.0M	\$16.8M
Community Commission for Public Safety and Accountability			\$0.0M	\$0.0M	\$3.4M	\$3.2M	\$4.0M
Total	\$2,318.0M	\$2,374.2M	\$2,500.3M	\$2,476.9M	\$2,676.2M	\$2,711.3M	\$2,752.2M
Community Services							
Department of Public Health	\$32.9M	\$36.0M	\$55.0M	\$57.3M	\$64.1M	\$70.3M	\$95.2M
Commission on Human Relations	\$1.2M	\$1.2M	\$1.1M	\$1.1M	\$1.2M	\$1.2M	\$1.4M
Mayor's Office for People With Disabilities	\$1.6M	\$1.6M	\$1.9M	\$1.9M	\$2.5M	\$2.9M	\$3.5M
Department of Family and Support Services	\$82.0M	\$94.1M	\$103.3M	\$104.0M	\$108.1M	\$133.8M	\$143.9M
Chicago Public Library	\$57.4M	\$62.5M	\$71.7M	\$72.2M	\$82.2M	\$85.8M	\$89.9M
Total	\$175.2M	\$195.3M	\$232.9M	\$236.5M	\$258.1M	\$294.0M	\$333.9M
City Development							
Department of Housing	\$32.1M	\$32.1M	\$61.2M	\$39.6M	\$34.1M	\$44.8M	\$22.6M
Department of Cultural Affairs and Special Events	\$31.3M	\$34.4M	\$40.2M	\$20.5M	\$29.2M	\$30.5M	\$39.8M
Department of Planning and Development	\$80.5M	\$29.5M	\$59.4M	\$81.1M	\$71.0M	\$99.5M	\$104.6M
Total	\$111.8M	\$96.0M	\$160.9M	\$141.1M	\$134.3M	\$174.8M	\$167.0M
Regulatory							
Office of Inspector General	\$8.9M	\$9.7M	\$9.8M	\$11.0M	\$15.0M	\$13.0M	\$14.2M
Department of Buildings	\$30.5M	\$31.0M	\$30.0M	\$26.4M	\$27.8M	\$30.4M	\$39.9M
Department of Business Affairs and Consumer Protection	\$19.0M	\$20.1M	\$21.0M	\$19.8M	\$21.4M	\$22.2M	\$24.2M
Department of Environment						\$0.7M	\$1.8M
Chicago Animal Care and Control	\$6.5M	\$6.8M	\$7.0M	\$7.0M	\$7.2M	\$7.0M	\$7.7M
License Appeal Commission	\$0.2M	\$0.2M	\$0.2M	\$0.2M	\$0.2M	\$0.2M	\$0.2M
Board of Ethics	\$0.8M	\$0.9M	\$0.9M	\$0.9M	\$0.9M	\$0.9M	\$1.0M
Total	\$65.9M	\$68.8M	\$68.9M	\$65.2M	\$72.5M	\$74.5M	\$89.1M
Legislative and Elections							
City Council	\$27.4M	\$28.0M	\$28.5M	\$28.5M	\$34.6M	\$35.5M	\$37.2M
Board of Election Commissioners	\$15.6M	\$34.2M	\$18.4M	\$13.9M	\$25.8M	\$56.6M	\$34.5M
Total	\$43.0M	\$62.2M	\$46.9M	\$42.4M	\$60.4M	\$92.1M	\$71.7M
General Financing Requirements							
Finance General	\$4,836.9M	\$4,947.7M	\$5,914.6M	\$5,680.9M	\$6,826.8M	\$7,761.5M	\$7,960.0M
Total	\$4,836.9M	\$4,947.7M	\$5,914.6M	\$5,680.9M	\$6,826.8M	\$7,761.5M	\$7,960.0M
Deductions							
Deduct Transfers between Funds	\$9,310.8M	\$9,592.2M	\$10,848.4M	\$10,530.0M	\$12,083.0M	\$13,341.0M	\$13,822.6M
Deduct Proceeds of Debt	(883.6M)	(938.1M)	(115.0M)	(114.6M)	(114.6M)	(114.6M)	(117.1M)
Total	(\$630.7M)	(\$634.1M)	(\$885.7M)	(\$619.5M)	(\$1,345.5M)	(\$1,449.3M)	(\$1,448.4M)
Total	\$7,143.3M	\$7,322.2M	\$8,000.7M	\$7,341.1M	\$8,460.0M	\$8,563.9M	\$8,565.5M
Total	\$7,143.3M	\$7,322.2M	\$8,000.7M	\$7,341.1M	\$8,460.0M	\$8,563.9M	\$8,565.5M
Grand Total	\$8,596.5M	\$8,860.0M	\$9,847.7M	\$9,795.8M	\$10,622.9M	\$11,777.1M	\$12,257.1M

2024 BUDGET OVERVIEW

BUDGET DETAIL

PERSONNEL

Positions and Full Time Equivalents By Function

All Funds

	2018		2019		2020		2021		2022		2023		2024 Proposed	
	POS	FTE	POS	FTE	POS	FTE	POS	FTE	POS	FTE	POS	FTE	POS	FTE
Finance and Administration														
Office of The Mayor	76	76	86	86	106	106	100	100	104	104	126	126	122	122
Office of Budget And Management	35	35	51	51	49	49	46	46	51	51	56	56	59	59
Department of Technology and Innovation	107	107	264	113									205	205
City Clerk	98	98	100	100	96	96	90	90	91	91	91	91	91	91
Department of Finance	542	659	553	669	544	660	518	634	593	629	604	640	627	663
City Treasurer	30	30	30	30	30	30	30	30	35	35	39	39	39	39
Department of Administrative Hearings	42	42	42	42	41	41	39	39	40	40	40	40	40	40
Department of Law	392	426	414	448	411	441	388	417	398	427	398	427	398	427
Department of Human Resources	86	86	85	85	82	82	82	75	83	83	131	131	134	134
Department of Procurement Services	103	103	107	107	102	102	93	93	105	105	133	133	136	136
Department of Fleet and Facility Management	1,101	1,101	1,105	1,105	1,207	1,207	1,125	1,125	1,158	1,158	1,301	1,301	1,068	1,068
Total	2,612	2,763	2,837	2,836	2,668	2,814	2,504	2,649	2,658	2,724	2,919	2,984	2,919	2,984
Infrastructure Services														
Department of Streets and Sanitation	2,200	2,278	2,176	2,254	2,170	2,229	2,130	2,189	2,162	2,234	2,180	2,276	2,221	2,294
Chicago Department of Transportation	1,194	1,371	1,216	1,368	1,211	1,344	1,181	1,313	1,324	1,484	1,341	1,539	1,346	1,592
Department of Aviation	1,449	1,777	1,667	1,835	1,831	2,022	1,780	1,971	1,900	2,088	1,969	2,157	2,051	2,238
Department of Water Management	1,895	2,337	1,908	2,350	1,826	2,231	1,752	2,157	1,787	2,192	1,809	2,483	1,808	2,482
Total	6,738	7,763	6,967	7,808	7,038	7,826	6,843	7,630	7,173	7,998	7,299	8,455	7,426	8,605
Public Safety														
Office of Public Safety Administration														
Police Board	2	2	2	2	2	2	2	2	2	2	2	2	2	2
Chicago Police Department	14,826	14,667	14,917	14,958	14,665	14,709	14,051	14,095	14,058	14,102	14,093	14,137	14,072	14,136
Office of Emergency Management and Communications	1,866	2,121	1,908	2,163	1,737	1,963	834	1,060	849	961	850	962	858	970
Chicago Fire Department	5,158	5,158	5,216	5,216	5,158	5,158	5,124	5,124	5,140	5,140	5,145	5,145	5,148	5,148
Civilian Office of Police Accountability	145	145	151	151	151	151	140	140	150	150	154	154	157	157
Community Commission for Public Safety and Accountability									14	14	24	24	29	29
Total	21,797	22,093	22,194	22,490	22,124	22,394	20,501	20,770	20,567	20,723	20,630	20,786	20,652	20,828
City Development														
Department of Housing	77	78	77	78	76	77	65	66	77	78	81	82	81	82
Department of Cultural Affairs and Special Events	173	174	166	166	174	174	169	169	178	178	191	191	200	200
Department of Planning and Development	250	252	328	329	333	334	315	316	347	348	384	385	399	400
Total	201	203	583	588	613	618	825	830	859	864	1,100	1,105	1,170	1,175
Community Services														
Department of Public Health	12	12	20	20	19	19	19	19	19	19	20	20	20	20
Commission on Human Relations	13	13	30	30	30	30	31	31	36	36	41	41	41	41
Mayor's Office For People With Disabilities	51	51	393	433	389	429	381	421	377	417	395	435	411	451
Department of Family and Support Services	748	907	854	1,025	913	1,139	913	1,139	914	1,140	926	1,152	926	1,152
Chicago Public Library	1,025	1,186	1,880	2,096	1,964	2,235	2,169	2,439	2,205	2,475	2,482	2,752	2,568	2,838
Total	97	97	106	106	107	107	103	103	115	115	125	125	124	124
Office of Inspector General	247	247	295	295	284	284	260	260	271	271	288	288	290	290
Department of Buildings	183	188	193	198	196	201	179	184	191	197	206	212	215	221
Department of Business Affairs and Consumer Protection														
Department of Environment	67	78	68	79	69	80	67	77	70	80	76	82	76	82
Chicago Animal Care and Control	1	1	1	1	1	1	1	1	1	1	1	1	1	1
License Appeal Commission	8	8	8	8	8	8	8	8	8	8	8	8	8	8
Board of Ethics														
Total	603	619	671	687	665	681	618	633	656	672	714	726	728	740
City Council	239	239	214	214	214	214	212	212	212	212	212	212	212	212
Board of Election Commissioners	118	118	118	118	118	118	118	118	118	121	121	121	121	122
Total	357	357	332	332	332	332	330	330	333	333	333	333	334	334
Legislative and Elections														
Grand Total	33,382	35,032	35,209	36,577	35,124	36,616	33,280	34,767	33,939	35,272	34,761	36,420	35,026	36,729

Department 06 - Department of Technology and Innovation was named Department of Innovation and Technology in 2018 and 2019.
 Department 38 - Fleet and Facility Management was named Department of Assets, Information, and Services between 2020 and 2023.
 Department 72 - Department of Environment was named Office of Climate and Environmental Equity in 2023.

2024 BUDGET OVERVIEW
BUDGET DETAIL
PERSONNEL

Full Time Equivalents By Fund Type

All Funds

	Corporate Fund		Special Revenue Funds		Enterprise Funds		Grant Funds		Grand Total	
	2023	2024	2023	2024	2023	2024	2023	2024	2023	2024
Finance and Administration										
Office of The Mayor	104	106	2	5	0	0	17	11	126	122
Office of Budget And Management	35	38	3	2	3	1	2	2	56	59
Department of Technology and Innovation	0	198	198	0	0	0	0	0	0	205
City Clerk	32	32	0	59	59	0	0	0	91	91
Department of Finance	529	549	20	17	17	0	77	80	640	663
City Treasurer	17	17	0	4	4	0	18	18	39	39
Department of Administrative Hearings	40	40	0	0	0	0	0	0	40	40
Department of Law	319	345	26	38	38	0	43	43	427	427
Department of Human Resources	107	116	9	1	1	0	10	10	131	134
Department of Procurement Services	104	104	0	2	2	0	27	30	133	136
Department of Fleet and Facility Management	1,103	878	(225)	33	128	129	187	187	1,301	1,068
Infrastructure Services	Total	2,391	2,424	33	1,285	1,337	52	3	2,984	2,984
Department of Streets and Sanitation	1,019	1,006	(13)	1,257	1,287	30	364	370	2,276	2,294
Chicago Department of Transportation	251	252	1	1,285	1,337	52	2,157	2,238	2,157	1,592
Department of Aviation							2,483	2,482	2,483	2,238
Department of Water Management							4,640	4,720	8,455	8,605
Public Safety	Total	1,270	1,258	(12)	2,542	2,624	82	3	8,455	8,605
Office of Public Safety Administration	238	259	21	111	114	3	13	13	362	386
Police Board	2	2	0	0	0	0	2	2	2	2
Chicago Police Department	13,715	13,629	(86)	0	290	290	132	217	14,137	14,136
Office of Emergency Management and Communications	173	173	0	665	674	9	120	121	962	970
Chicago Fire Department	4,823	4,823	0	0	311	311	0	11	5,145	5,148
Civilian Office of Police Accountability	154	157	3	0	0	0	0	0	154	157
Community Commission for Public Safety and Accountability	24	29	5	0	0	0	24	24	24	29
Community Services	Total	19,129	19,072	(57)	776	788	12	160	20,786	20,828
Department of Public Health	266	301	35	0	36	36	839	838	1,105	1,175
Commission on Human Relations	12	12	0	0	0	0	8	8	20	20
Mayor's Office For People With Disabilities	25	27	2	0	0	0	16	14	41	41
Department of Family and Support Services	112	127	15	0	0	0	323	324	435	451
Chicago Public Library				1,080	1,080	0	72	72	1,152	1,152
City Development	Total	415	467	52	1,080	1,116	36	1,257	2,752	2,838
Department of Housing	24	23	(1)	15	16	1	73	79	112	118
Department of Cultural Affairs and Special Events	108	115	7	62	68	6	21	17	191	200
Department of Planning and Development	132	138	6	158	165	7	95	97	385	400
Regulatory	Total	91	90	(1)	5	5	0	42	125	124
Office of Inspector General	198	240	42	5	5	0	43	45	288	290
Department of Buildings	195	203	8	0	0	0	17	18	212	221
Department of Business Affairs and Consumer Protection	10	14	4	0	0	0	0	0	10	14
Department of Environment	82	82	0	0	0	0	0	0	82	82
Chicago Animal Care and Control	1	1	0	0	0	0	1	1	1	1
License Appeal Commission	8	8	0	0	0	0	8	8	8	8
Board of Ethics				5	5	0	77	79	726	740
Legislative and Elections	Total	585	638	53	5	0	2	59	18	(41)
City Council	212	212	0	0	0	0	0	0	212	212
Board of Election Commissioners	121	122	1	0	0	0	0	0	121	122
Grand Total	24,254	24,331	77	4,689	4,827	138	5,802	5,891	36,420	36,729

2024 BUDGET OVERVIEW
BUDGET DETAIL
GRANTS

Grant Funds By Function

	2023 Grant	Carryover	2024 Anticipated Grant	2024 Total
Finance and Administration				
Office of the Mayor	\$4.6M	\$2.4M	\$0.8M	\$3.2M
Office of Budget and Management	\$307.4M	\$23.3M	\$3.3M	\$26.7M
Department of Technology and Innovation	\$0.0M	\$0.0M	\$26.2M	\$26.2M
Department of Finance	\$3.6M	\$0.5M	\$2.6M	\$3.1M
Department of Law	\$3.7M	\$0.0M	\$0.0M	\$0.0M
Department of Human Resources	\$1.6M	\$0.4M	\$1.0M	\$1.4M
Department of Fleet and Facility Management	\$83.1M	\$45.5M	\$1.0M	\$46.5M
Total	\$404.0M	\$72.1M	\$35.0M	\$107.1M
Infrastructure Services				
Department of Streets and Sanitation	\$0.1M	\$0.0M	\$0.0M	\$0.0M
Chicago Department of Transportation	\$442.7M	\$245.0M	\$998.9M	\$1,244.0M
Chicago Department of Aviation	\$486.1M	\$306.4M	\$381.3M	\$687.7M
Department of Water Management	\$27.1M	\$23.0M	\$0.0M	\$23.0M
Total	\$955.9M	\$574.4M	\$1,380.2M	\$1,954.7M
Public Safety				
Office of Public Safety Administration	\$46.1M	\$23.5M	\$9.3M	\$32.8M
Chicago Police Department	\$132.0M	\$94.2M	\$101.4M	\$195.6M
Office of Emergency Management and Communications	\$28.0M	\$13.6M	\$13.3M	\$26.9M
Chicago Fire Department	\$70.4M	\$54.3M	\$24.6M	\$78.9M
Total	\$276.5M	\$185.5M	\$148.6M	\$334.1M
Community Services				
Chicago Department of Public Health	\$895.9M	\$640.9M	\$151.9M	\$792.7M
Chicago Commission on Human Relations	\$2.0M	\$0.0M	\$2.0M	\$2.0M
Mayor's Office for People with Disabilities	\$11.8M	\$6.2M	\$6.8M	\$13.0M
Department of Family and Support Services	\$998.3M	\$439.0M	\$268.5M	\$707.5M
Chicago Public Library	\$27.6M	\$18.5M	\$8.6M	\$27.1M
Total	\$1,935.6M	\$1,104.5M	\$437.8M	\$1,542.3M
City Development				
Department of Housing	\$287.5M	\$206.7M	\$50.5M	\$257.2M
Department of Cultural Affairs and Special Events	\$44.7M	\$42.2M	\$2.9M	\$45.1M
Department of Planning and Development	\$108.7M	\$63.3M	\$28.4M	\$91.7M
Total	\$440.8M	\$312.2M	\$81.8M	\$394.0M
Regulatory				
Department of Buildings	\$8.2M	\$0.2M	\$0.0M	\$0.2M
Department of Business Affairs and Consumer Protection	\$64.2M	\$56.7M	\$1.8M	\$58.4M
Total	\$72.4M	\$56.9M	\$1.8M	\$58.7M
Legislative and Elections				
City Council	\$0.3M	\$0.0M	\$0.0M	\$0.0M
Total	\$0.3M	\$0.0M	\$0.0M	\$0.0M
Grand Total	\$4,085.5M	\$2,305.6M	\$2,085.1M	\$4,390.8M

