



CITY OF CHICAGO

DEPARTMENT OF PLANNING AND DEVELOPMENT

MEMORANDUM

To: The Honorable Jason Ervin
Chairman, Committee on the Budget and Government Operations

From: Patrick Murphey
Acting Commissioner
Department of Planning and Development

CC: Elizabeth Beatty
Mayor's Office of Intergovernmental Affairs

Date: October 31, 2023

Re: Request for Information from Annual Appropriation Committee Hearing

ID#: 54-01 TIF Sister Agencies

The following information is provided in response to questions posed at our department's hearing on 10/18/23 to discuss the proposed 2024 budget.

Alder Reilly asked how much TIF funding has been provided on a City-wide basis to support Sister Agency projects, specifically the Chicago Park District, Chicago Public Schools, and the Chicago Transit Authority. A list of Intergovernmental Agreements between the City and those Sister Agencies authorizing the use of TIF that were approved by City Council in 2022 and 2023 to date is attached.

As always, please let me know if you have any further questions.

COUNCIL APPROVED IGAS WITH SISTER AGENCIES, JAN. 2022 TO OCT. 2023

PROJECT	SISTER AGENCY	WARD	TIF DISTRICT	TIF FUNDS	TOTAL PROJECT COST	COUNCIL APPROVAL
Solorio ES	Chicago Public Schools	14	51st/Archer	\$329,800	\$329,800	1/26/2022
Spencer ES	Chicago Public Schools	28	Madison/Austin	\$4,250,000	\$8,500,000	1/26/2022
Ruiz ES	Chicago Public Schools	25	Pilsen Industrial	\$3,800,000	\$3,800,000	1/26/2022
IGA - CPD - Fernwood	Chicago Park District	21	105th/Vincennes	\$650,000	\$650,000	2/23/2022
IGA - CPD - Metcalfe	Chicago Park District	3	47th/Halsted	\$350,000	\$350,000	2/23/2022
IGA - CPD - Jefferson Park	Chicago Park District	45	Jefferson Park	\$500,000	\$500,000	2/23/2022
IGA - CPD - Wilson (John F.) Park	Chicago Park District	45	Jefferson Park	\$500,000	\$500,000	2/23/2022
IGA - CPD - Bickerdike Square Park	Chicago Park District	1	Kinzie Industrial	\$135,000	\$135,000	2/23/2022
Clarendon Park, Amendment No. 1	Chicago Park District	46	Montrose/Clarendon	\$10,360,000	\$13,000,000	2/23/2022
IGA - CPD - Addams Park	Chicago Park District	28	Roosevelt/Racine	\$3,500,000	\$3,500,000	2/23/2022
IGA - CPD - Burnside Park	Chicago Park District	8	Stony Island/Burnside	\$800,000	\$800,000	2/23/2022
Otis ES	Chicago Public Schools	1	Kinzie Industrial	\$11,050,000	\$11,050,000	3/23/2022
Cather ES	Chicago Public Schools	27	Kinzie Industrial	\$8,900,000	\$8,900,000	3/23/2022
IGA - CPD - Mount Greenwood	Chicago Park District	19	111th/Kedzie	\$75,000	\$75,000	4/27/2022
Chicago Agricultural High School	Chicago Public Schools	19	111th/Kedzie	\$560,000	\$560,000	4/27/2022
Azuela Elementary School	Chicago Public Schools	23	67th/Cicero	\$300,000	\$300,000	4/27/2022
IGA - CPD - Bosley Park	Chicago Park District	11	Archer/Western	\$550,000	\$550,000	4/27/2022
Dett ES BAS	Chicago Public Schools	27	Central West	\$53,000	\$53,000	4/27/2022
Skinner West ES BAS	Chicago Public Schools	27	Central West	\$60,830	\$60,830	4/27/2022
Suder ES for BAS	Chicago Public Schools	27	Central West	\$139,212	\$139,212	4/27/2022
Raby HS for BAS	Chicago Public Schools	28	Chicago/Central Park	\$275,000	\$275,000	4/27/2022
Beidler ES IGA with CPS	Chicago Public Schools	27	Kinzie Industrial	\$280,000	\$280,000	4/27/2022
Otis ES	Chicago Public Schools	1	Kinzie Industrial	\$750,000	\$750,000	4/27/2022
Albany Park Middle School BAS	Chicago Public Schools	33	Lawrence/Kedzie	\$783,663	\$783,663	4/27/2022
Manierre ES BAS	Chicago Public Schools	27	Near North	\$405,000	\$405,000	4/27/2022
McNair ES BAS	Chicago Public Schools	37	Northwest Industrial	\$250,000	\$250,000	4/27/2022
Lloyd ES BAS	Chicago Public Schools	26	Northwest Industrial	\$600,000	\$600,000	4/27/2022
Juarez HS for BAS	Chicago Public Schools	25	Pilsen Industrial	\$431,000	\$431,000	4/27/2022
Schurz HS for BAS	Chicago Public Schools	30	Portage Park	\$172,000	\$172,000	4/27/2022
Marine Leadership at Ames HS BAS	Chicago Public Schools	26	Pulaski Corridor	\$186,200	\$186,200	4/27/2022
McPherson ES for BAS	Chicago Public Schools	47	Western Avenue North	\$400,000	\$400,000	4/27/2022
IGA - CPD - Kennedy Park	Chicago Park District	19	Western/Rock Island	\$40,000	\$40,000	4/27/2022
IGA - CPD - Beverly Park	Chicago Park District	19	Western/Rock Island	\$400,000	\$400,000	4/27/2022
Roosevelt HS Turf Field and Parking Lot	Chicago Public Schools	33	Lawrence/Kedzie	\$5,800,000	\$5,800,000	5/19/2022
Shoop ES Chimney Stack	Chicago Public Schools	21	119th/I-57	\$750,000	\$750,000	5/23/2022
Armour ES Chimney Stack	Chicago Public Schools	11	35th/Halsted	\$750,000	\$750,000	5/23/2022
Murray ES Site Improvements and BAS	Chicago Public Schools	5	53rd Street	\$1,348,000	\$1,348,000	5/23/2022
Reinberg ES Turf Replacement	Chicago Public Schools	30	Belmont/Central	\$400,000	\$400,000	5/23/2022

COUNCIL APPROVED IGAS WITH SISTER AGENCIES, JAN. 2022 TO OCT. 2023

PROJECT	SISTER AGENCY	WARD	TIF DISTRICT	TIF FUNDS	TOTAL PROJECT COST	COUNCIL APPROVAL
Chase ES IGA Turf Replacement	Chicago Public Schools	1	Fullerton/Milwaukee	\$100,000	\$100,000	5/23/2022
Northside Prep Site Improvements and BAS	Chicago Public Schools	39	Lawrence/Kedzie	\$4,541,000	\$4,541,000	5/23/2022
Marshall HS Chimney Stack	Chicago Public Schools	28	Midwest	\$500,000	\$500,000	5/23/2022
Marshall HS Fire Alarm	Chicago Public Schools	28	Midwest	\$560,000	\$560,000	5/23/2022
Gregory ES Chimney Stack	Chicago Public Schools	24	Midwest	\$750,000	\$750,000	5/23/2022
Lane Technical HS Mechanical Systems	Chicago Public Schools	47	Western Avenue South	\$10,000,000	\$41,100,000	5/23/2022
Simpson HS Chimney Stack	Chicago Public Schools	28	Western/Ogden	\$750,000	\$750,000	5/23/2022
Whittier ES Chimney Stack	Chicago Public Schools	25	Pilsen Industrial	\$750,000	\$750,000	5/25/2022
43rd Green Line Station	Chicago Transit Authority	3	47th/King	\$1,983,938	\$1,983,938	7/20/2022
Holden ES - Elevator and Bathrooms	Chicago Public Schools	11	Archer/Western	\$3,740,000	\$3,740,000	7/20/2022
Hanson Park ES Roof/Windows/Masonry	Chicago Public Schools	36	Belmont/Central	\$1,660,000	\$1,660,000	7/20/2022
Hope Learning Academy Roof Windows	Chicago Public Schools	27	Central West	\$11,500,000	\$11,510,000	7/20/2022
Whitney Young HS - Windows	Chicago Public Schools	27	Central West	\$13,570,000	\$13,570,000	7/20/2022
Dett Gym Expansion + Building Improvements	Chicago Public Schools	27	Central West	\$37,500,000	\$37,500,000	7/20/2022
Blue Line Forest Park Branch Repairs Phase One	Chicago Transit Authority	27	Central West	\$21,560,000	\$21,560,000	7/20/2022
Farnsworth ES - Roof/Windows	Chicago Public Schools	45	Elston/Armstrong	\$4,980,000	\$4,980,000	7/20/2022
Bass ES Roof Windows Masonry	Chicago Public Schools	16	Englewood Neighborhood	\$2,000,000	\$4,000,000	7/20/2022
Funston ES - Mechanical Controls	Chicago Public Schools	26	Fullerton/Milwaukee	\$1,655,000	\$1,655,000	7/20/2022
Darwin ES - Plumbing System & Mechanical	Chicago Public Schools	35	Fullerton/Milwaukee	\$10,130,000	\$14,984,000	7/20/2022
California Blue Line Station	Chicago Transit Authority	1	Fullerton/Milwaukee	\$5,670,000	\$5,670,000	7/20/2022
Southside Occupational HS - Annex Mechanical	Chicago Public Schools	17	Greater Southwest East	\$1,845,000	\$1,845,000	7/20/2022
Morton ES Roof/Masonry/Windows	Chicago Public Schools	27	Kinzie Industrial	\$3,100,000	\$3,746,000	7/20/2022
Mather HS - Fire Alarm System	Chicago Public Schools	40	Lincoln Avenue	\$1,298,000	\$1,298,000	7/20/2022
Franklin ES - Plumbing System	Chicago Public Schools	2	Near North	\$2,860,000	\$2,860,000	7/20/2022
Skinner North ES - MEP	Chicago Public Schools	27	Near North	\$5,750,000	\$5,750,000	7/20/2022
Manierre ES - Building Improvements	Chicago Public Schools	27	Near North	\$6,952,000	\$6,952,000	7/20/2022
Perez ES Roof/Windows/Masonry	Chicago Public Schools	25	Pilsen Industrial	\$1,000,000	\$2,000,000	7/20/2022
Walsh ES Roof/Windows/Masonry	Chicago Public Schools	25	Pilsen Industrial	\$3,500,000	\$3,500,000	7/20/2022
Frazier ES Roof/Windows/Masonry	Chicago Public Schools	25	Pilsen Industrial	\$6,000,000	\$6,000,000	7/20/2022
Calmecca ES - Turf Field + Site Improvements	Chicago Public Schools	12	Stevenson/Brighton	\$2,400,000	\$2,400,000	7/20/2022
Western Avenue Brown Line Station	Chicago Transit Authority	47	Western Avenue North	\$8,000,000	\$8,000,000	7/20/2022
Clissold ES Roof/Windows/Masonry	Chicago Public Schools	19	Western/Rock Island	\$2,000,000	\$4,200,000	7/20/2022
IGA - CPD - Touhy Herbert Park	Chicago Park District	27	Central West	\$3,500,000	\$3,500,000	9/21/2022
Gomper Park Field House	Chicago Park District	39	Foster/Edens	\$1,250,000	\$2,925,000	9/21/2022
Curie HS Plumbing	Chicago Public Schools	14	51st/Archer	\$4,950,000	\$4,950,000	11/16/2022
Schurz HS Aquaponics Lab	Chicago Public Schools	30	Portage Park	\$740,000	\$1,200,000	11/16/2022
Red Line Extension	Chicago Transit Authority	9,10,21	Red Line Extension	\$959,000,000	\$3,600,000,000	12/14/2022
Chicago Park District Headquarters TIF IGA	Chicago Park District	15	Stevenson/Brighton	\$10,000,000	\$69,400,000	12/14/2022

COUNCIL APPROVED IGAS WITH SISTER AGENCIES, JAN. 2022 TO OCT. 2023

PROJECT	SISTER AGENCY	WARD	TIF DISTRICT	TIF FUNDS	TOTAL PROJECT COST	COUNCIL APPROVAL
IGA - CPD - Cragin Park	Chicago Park District	31	Belmont/Central	\$7,100,000	\$7,100,000	3/15/2023
IGA - CPD - Kells Park	Chicago Park District	27	Chicago/Central Park	\$600,000	\$600,000	3/15/2023
IGA - CPD - Riis Park Amendment	Chicago Park District	30	Diversey/Narragansett	\$3,500,000	\$3,500,000	3/15/2023
Clarendon Park IGA Amendment No 2	Chicago Park District	46	Montrose/Clarendon	\$1,400,000	\$1,400,000	3/15/2023
Blackhawk Park IGA	Chicago Park District	31	Belmont Central	\$2,755,266	\$2,755,266	6/21/2023
Skinner West Branch Roof Masonry	Chicago Public Schools	34	Central West	\$1,260,000	\$1,260,000	9/14/2023
Greater Lawndale Turf Field	Chicago Public Schools	22	Little Village Industrial	\$4,000,000	\$8,000,000	9/14/2023
Amundsen HS BAS	Chicago Public Schools	40	Western Avenue North	\$1,250,000	\$1,250,000	9/14/2023
Uplift HS	Chicago Public Schools	46	Wilson Yard	\$910,000	\$910,000	9/14/2023
McCutcheon ES Roof Masonry	Chicago Public Schools	46	Lawrence/Broadway	\$3,400,000	\$5,600,000	10/4/2023
TOTAL				\$1,245,103,909	\$4,002,538,909	31.1%



CITY OF CHICAGO

DEPARTMENT OF PLANNING AND DEVELOPMENT

MEMORANDUM

To: The Honorable Jason Ervin
Chairman, Committee on the Budget and Government Operations

From: Patrick Murphey
Acting Commissioner
Department of Planning and Development

CC: Elizabeth Beatty
Mayor's Office of Intergovernmental Affairs

Date: October 31, 2023

Re: Request for Information from Annual Appropriation Committee Hearing

ID#: 54-02 TIF Ward 16

The following information is provided in response to questions posed at our department's hearing on 10/18/23 to discuss the proposed 2024 budget.

Alder Coleman asked for the following information:

1. The projection reports for all TIF districts within the 16th Ward.
2. Applications for TIF funding currently under consideration by DPD within the 16th Ward.
3. Active TIF-funded projects within the 16th Ward.

Materials that address all three requests have been provided directly to the Alders.

As always, please let me know if you have any further questions.



CITY OF CHICAGO

DEPARTMENT OF PLANNING AND DEVELOPMENT

MEMORANDUM

To: The Honorable Jason Ervin
Chairman, Committee on the Budget and Government Operations

From: Patrick Murphey
Acting Commissioner
Department of Planning and Development

CC: Elizabeth Beatty
Mayor's Office of Intergovernmental Affairs

Date: **October 26, 2023**

Re: Request for Information from Annual Appropriation Committee Hearing

ID#: 54-03 Lee MBE/WBE

The following information is provided in response to questions posed at our department's hearing on October 18, 2023 to discuss the proposed 2024 budget.

Alderman Lee asked for the following information:

- Any reports on MBE/WBE projects through plan commission and the number of contracts?

Attached is a copy of the most recent M/WBE + Local Hire summary report presented to the Chicago Plan Commission this past July; 44 final reports and 4 partial final reports received.

- How many contractors met the goals?

Of the reports submitted, 2 projects have met all 3 goals, 11 have met at least 2 of the 3 goals, 15 have met 1 goal.

- Provide a list of the MBE/WBE companies used by contractors.

Attached is the requested identifying information for MBE/WBE companies used by contractors.

As always, please let me know if you have any further questions.



CHICAGO PLAN COMMISSION

and

DEPARTMENT of PLANNING and DEVELOPMENT

EXECUTIVE ORDER 2017-2 UPDATE

MINORITY AND WOMEN'S BUSINESS ENTERPRISE

CERTIFIED CONTRACTORS AND

LOCAL CITY RESIDENT EQUITABLE PARTICIPATION

July 20, 2023



Executive Order 2017-2 Update

SUPPORT: ON-LINE REGISTRATION AND DATABASE

Certification and Compliance Sys x

chicago.mwdbe.com

Apps Managed bookmarks American Legal Pub... chicago resources

CERTIFICATION AND COMPLIANCE SYSTEM (C2)

Log In

Vendor Certification

Search and/or join our database of MBE, WBE, VBE, BEPD, DBE, and ACDBE certified vendors

[Chicago Certified Firms Directory](#)

[Apply for / Renew Certification](#)

DPS Workshops

View our upcoming events

[Workshops](#)

About the System

Learn more about this system and how it works today

[Information for Staff](#)

[Information for Vendors](#)

Account Access

Lookup Vendor accounts or reset user passwords

[Account Lookup](#)

[Forgot Password](#)

System Training

Learn how to fully utilize our system with a live trainer

[Training](#)

City of Chicago Links

[Department of Procurement Services](#)

[Current Bid Opportunities](#)

[Bid Tabulations](#)



Executive Order 2017-2 Update



EXECUTIVE ORDER 2017-2 BACKGROUND

- Initiated in August 2017
- Established Participation Goals:
 - 26% MBE
 - 6% WBE
 - 50% City Resident Work Force (Local Hires)
- Resources/Support through DPD and Department of Procurement Services (DPS)



Executive Order 2017-2 Update

SUPPORT: ASSIST AGENCY LIST

 	
<p>Assist Agencies are comprised of not-for-profit agencies and/or chamber of commerce agencies that represent the interest of small, minority and/or women owned businesses.</p>	
<p>51st Street Business Association * 220 E. 51st Street Chicago, IL 60615 Phone: 773-285-3401 Fax: 773-285-3407 Email: the51ststreetbusinessassociation@yahoo.com Web: www.51stStreetChicago.com Maintains list of certified firms: Yes Provides training for businesses: Yes</p>	<p>Association of Asian Construction Enterprises * 5677 W. Howard Niles, IL 60714 Phone: 847-673-7377 Fax: 847-673-2358 Email: pakmancorp@aol.com Maintains list of certified firms: Yes Provides training for businesses: Yes</p>
<p>Austin African American Business Networking Assoc. 6820 W. Chicago Ave., Chicago, IL 60651 Phone: 773-626-4497 Email: aaabna@yahoo.com Web: www.aaabna.org Maintains list of certified firms: No Provides training for businesses: Yes</p>	<p>Black Contractors United * 12000 S. Marshfield Ave. Calumet Park, IL 60827 Phone: 708-389-5730 Fax: 708-389-5735 Email: bcunewera@aol.net Web: www.blackcontractorsunited.com Maintains list of certified firms: Yes Provides training for businesses: Yes</p>
<p>Business Leadership Council * 230 W. Monroe Street, Ste 2650 Chicago, IL 60606 Phone: 312-628-7844 Fax: 312-628-7843 Email: karen_rf@businessleadershipcouncil.org Web: www.businessleadershipcouncil.org Maintains list of certified firms: Yes Provides training for businesses: Yes</p>	<p>LGBT Chamber of Commerce of Illinois * 3179 N. Clark St., 2nd Floor Chicago, IL 60657 Phone: 773-303-0167 Fax: 773-303-0168 Email: jholston@lgbtcc.com Web: www.lgbtcc.com Maintains list of certified firms: Yes Provides training for businesses: Yes</p>
<p>Chatham Business Association Small Business Dev. * 800 E. 78th Street Chicago, IL 60619 Phone: meindakelly@cbaworks.org Fax: 773-855-8905 Email: meindakelly@cbaworks.org Web: www.cbaworks.org Maintains list of certified firms: Yes Provides training for businesses: Yes</p>	<p>Chicago Minority Supplier Development Council Inc. * 105 W. Adams, Suite 2300 Chicago, IL 60603-6233 Phone: 312-755-2550 Fax: 312-755-8890 Email: pbarreda@chicagomcdc.org Web: www.chicagomcdc.org Maintains list of certified firms: Yes Provides training for businesses: Yes</p>
<p>Chicago Urban League * 4510 S. Michigan Ave. Chicago, IL 60653 Phone: 773-624-8810 Fax: 773-451-3579 Email: sbrinson@thechicagourbanleague.org Web: www.culc-chicago.org Maintains list of certified firms: Yes Provides training for businesses: Yes</p>	<p>Chicago Women in Trades (CWIT) 2444 W. 16th Street Chicago, IL 60608 Phone: 773-942-1444 Fax: 312-942-1599 Email: jvellinga@cwit2.org Web: www.chicagowomenintrades2.org Maintains list of certified firms: No Provides training for businesses: Yes</p>

*Prime Contractors should contact with subcontracting opportunities to connect certified firms.



Executive Order 2017-2 Update

Plan Commission – MBE/WBE & Local Hiring by Year

PROJECTS APPROVED BY PLAN COMMISSION						
CPC Year	Total # of PDs approved	Total Project Costs	Projected Construction Jobs	Projected MBE Value (@26%)	Projected WBE Value (@6%)	Projected # of Local Hires (@50%)
2017	15	\$715,398,330	3,276	\$186,503,564	\$43,923,899	1,639
2018	60	\$16,717,500,000	48,812	\$4,419,165,000	\$1,031,690,000	24,409
2019	46	\$8,315,726,720	20,145	\$2,177,488,946	\$500,843,602	9,095
2020	53	\$4,830,830,000	23,774	\$1,257,315,800	\$290,044,800	11,816
2021	68	\$11,624,307,346	42,928	\$3,174,319,909	\$849,458,439	21,472
2022	51	\$5,243,733,766	13,688	\$1,543,033,579	\$384,444,025	6,849
2023 - YTD	32	\$1,639,382,028	15,778	\$433,788,000	\$100,108,000	7,757
Totals	325	\$49,086,878,190	168,401	\$13,191,614,798	\$3,200,512,765	83,037



Executive Order 2017-2 Update

Plan Commission Approvals – Through June 2023

- 325 PD Applications Reviewed/Approved
- \$49,086,878,190 in Total Estimated Project Costs
- 168,401 Total Estimated Construction Jobs
- 100% of the Projects committed to meet or exceed the goals:
 - 26% Minority Business Enterprise Participation
 - 6% Women Business Enterprise Participation
 - 50% City Resident Hiring



Executive Order 2017-2 Update

Part II Permit Review Data – Through June 2023

- 185 Part II Zoning Reviews completed (in 127 different PDs; for 160 different projects)
- \$13,083,959,833 in Total Estimated Project Costs
- 42,461 Estimated Total Construction Jobs
- Proposed Participation Levels at Part II Review:
 - 24.8% Minority Business Enterprise Participation
 - 6.0% Women Business Enterprise Participation
 - 46.1% City Resident Hiring (including average of 3.0% from the respective Ward)



Executive Order 2017-2 Update

Certificate of Occupancy (COO) Data – Through June 2023

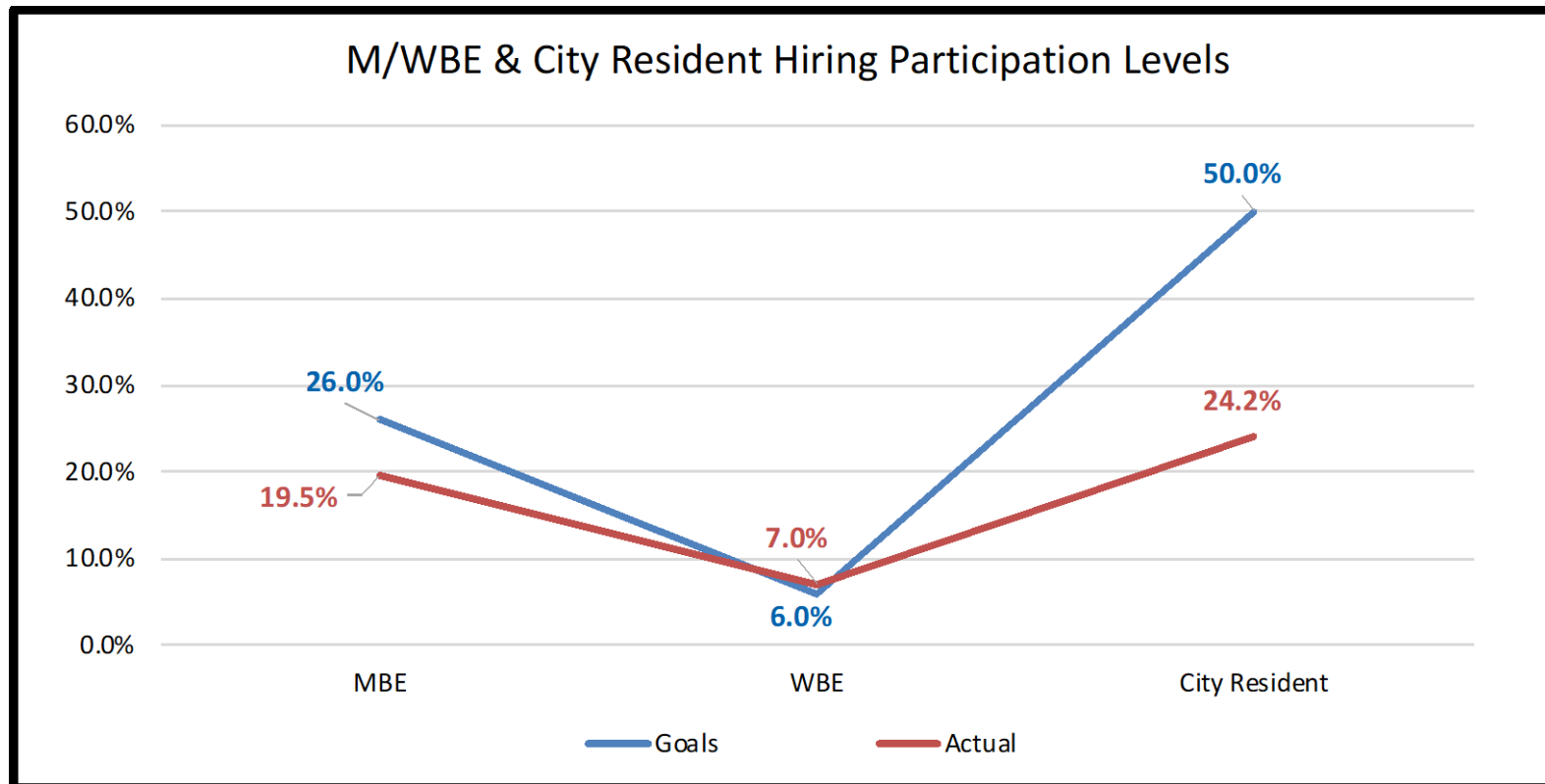
- 63 Final COOs issued
- 48 Reports filed to date (44 Complete + 4 Partial)
- Final Participation Levels at COO (based on data received):
 - \$2,903,077,400 Total Project Costs
 - 19.5% MBE Participation (\$440,839,345 value of work)
 - 7.0% WBE Participation (\$170,940,157 value of work)
 - 24.2% City Resident Hiring (including 399 Ward residents)



Executive Order 2017-2 Update

M/WBE & Local Hiring Comparison

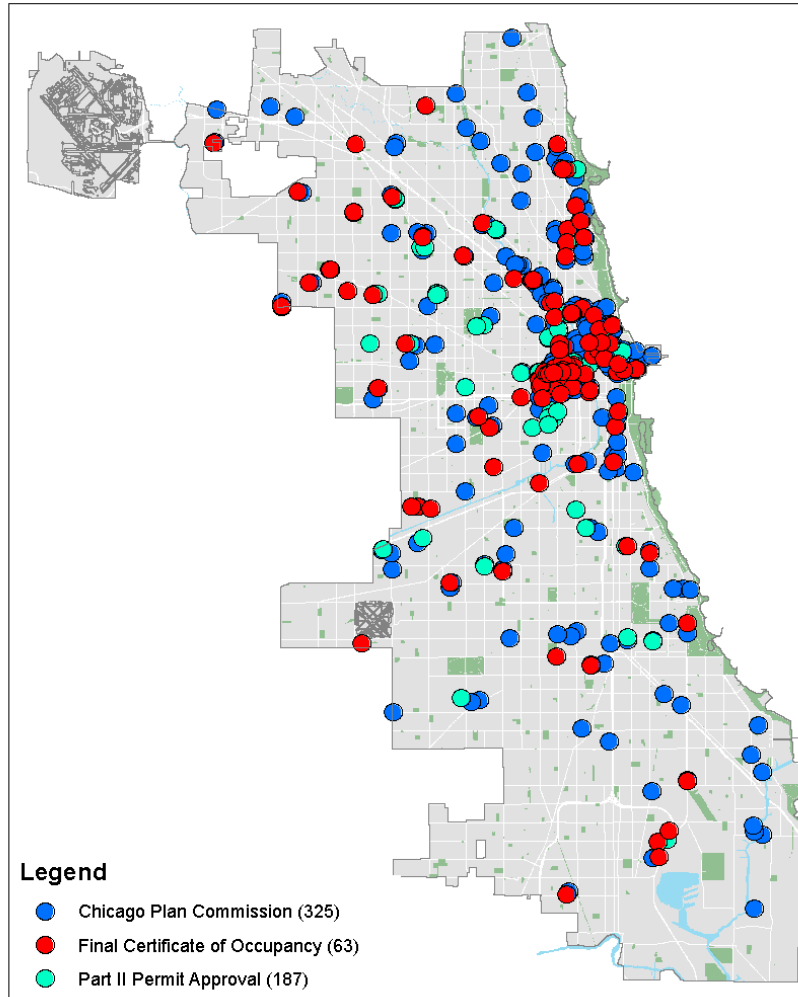
Based on Data from Complete Final Reports filed through June 2023





Executive Order 2017-2 Update

MBE, WBE & Local Hiring
Equitable Participation Data
September 2017 through June 2023; pursuant to Executive Order 2017-02





Executive Order 2017-2 Update

QUESTIONS + DISCUSSION





MBE / WBE Participation Included

Cost Code	Trade	Item	Total MBE Possible	Total WBE Possible	Cost Premium	MBE Approved	WBE Approved	Subcontractor	Vendor	Comment	Approved - Yes / No
051000	Structural Steel	Steel Fabrication	\$ -	\$ -	\$ -	\$ -	\$ -	Scott Steel		Design Build Contract Issued early in project. No MBE / WBE subcontractor available.	No
051000	Structural Steel	Erector	\$ -	\$ -	\$ 250,000	\$ -	\$ -	Scott Steel	New Horizon Erection	Erection	No
316000	Caissons	Caisson Surveying	\$ 35,000	\$ -	\$ -	\$ 35,000	\$ -	Certified Construction Services	Certified Construction Services	MBE surveying	Yes
017100	Survey and Layout	Site Surveying	\$ 30,000	\$ -	\$ -	\$ 30,000	\$ -	Certified Construction Services	Certified Construction Services	MBE surveying	Yes
064100	Cabinets	Cabinet Procurement	\$ -	\$ -	\$ -	\$ -	\$ -	Bristol Design Group	Bristol Design Group		No
310000	Earthwork	Trucking for Excavation	\$ 65,000	\$ -	\$ -	\$ 65,000	\$ -	Precision Excavation	E King Trucking	Trucking for soils haul off	Yes
142000	Elevator	Elevators	\$ -	\$ -	\$ -	\$ -	\$ -	Schindler	na	Not available	No
210000	Fire Sprinkler	Fire Sprinkler	\$ 352,500	\$ -	\$ -	\$ 352,500	\$ -	RAM Fire Protection	RAM Fire Protection		Yes
230000	HVAC	Purchase Material (HVAC / Plumbing)	\$ 1,500,000	\$ -	\$ 90,000	\$ -	\$ -	Advance Mechanical	C and G Construction Supply	6% of any material. Can pick any total value.	No
230000	HVAC	HVAC Balancing	\$ -	\$ 20,000	\$ -	\$ -	\$ -	Advance Mechanical	Hilco Distribution	No cost premium.	Yes
230000	HVAC	Insulation	\$ -	\$ 10,000	\$ -	\$ -	\$ -	Advance Mechanical	RHL Insulation	No cost premium.	Yes
230000	Plumbing	Pipe Insulation	\$ 100,000	\$ -	potentially	\$ -	\$ -	Advance Mechanical	tdb	Purchased later. MBE / WBE potential.	?
260000	Electric	Kelso Burnett Suppliers	\$ 300,000	\$ -	\$ 10,000	\$ -	\$ -	Kelso Burnett	TBD	Purchased later. MBE / WBE potential.	No
096000	Resilient Flooring	Resilient Flooring	\$ 207,590	\$ -	\$ -	\$ 207,590	\$ -	Contract Flooring	Contract Flooring	Pending Certificate Approval By COC	
078000	Firestopping	Spray Fireproofing	\$ 210,000	\$ -	\$ -	\$ 210,000	\$ -	ASC Fireproofing	ASC Fireproofing	Pending Award Letter 015 sign off	Yes
072500	Air Barrier	Exterior Air Barrier Above Grade	\$ 215,333	\$ -	\$ -	\$ 215,333	\$ -	BOFO Waterproofing	BOFO Waterproofing		
092000	Drywall	Drywall / Carpentry	\$ 3,827,444	\$ -	\$ 1,200,000	\$ -	\$ -	Escarpita	Escarpita	Not approved	No
Total			\$ 6,842,867	\$ 30,000	\$ 1,550,000	\$ 1,115,423	\$ 30,000				

Overall Project Totals

\$	27,900,000	Overall project total									
950000	\$ (500,000)	Remove Contingency									
940000	\$ (770,000)	Remove Project Fee									
051000	\$ (3,229,594)	Remove Steel value									
316000	\$ (440,000)	Remove Caisson value									
142000	\$ (398,800)	Remove Elevator value									
033000	\$ (200,000)	Remove Supply of Concrete									
088000	\$ (1,335,000)	Remove Windows and Glazing (design assist)									
074280	\$ (930,000)	Remove Metal Panel (not possible MBE / WBE)									
\$	(1,119,423)	Remove Norcon GRs									
\$	(845,798)	Remove Norcon GCs									
\$	18,131,385	Revised project total				6.15%	0.17%	% of Total Project	\$	-	Revised project total

Reviewed

260000	Electrical	Generator Distributor	\$ -	\$ 50,000	\$ -	\$ 50,000	Kelso Burnett	Midco	LG declined upcharge for MBE participation
260000	Electrical	Gear Distributor	\$ 250,000	\$ -	\$ 7,500	\$ -	Kelso Burnett	Wrangler Tech	LG declined upcharge for MBE participation

Project Name: 1400 West Randolph 5200074

Contractor	Prime Contractor	Week # Turned In	W/E Payroll	Total Hours Worked	Chicago Resident Hrs	Chicago Percentage
Abbey Paving Company	Power Construction	51	12/18/202	1005.25	87.50	8.70%
Abt Electronics and	Power Construction	0	1/1/0001	0	0.00	0.00%
All Sealants, Inc.	Reflection Window Company	49	4/9/2022	2442.5	1,844.00	75.50%
Alliance Glazing	Power Construction	53	5/15/2022	2048	56.00	2.73%
ALX Raw Inc.	Power Construction	0	1/1/0001	0	0.00	0.00%
AmberLeaf Cabinetry Inc.	Power Construction	0	1/1/0001	0	0.00	0.00%
Anagnos Door Company	Power Construction	0	1/1/0001	0	0.00	0.00%
Any Temperature Inc	Premier Mechanical Inc.	52	10/16/202	6488	2,957.00	45.58%
Architectural Glass Works	Power Construction	0	1/1/0001	0	0.00	0.00%
Art Magic Carpentry	Power Construction	0	1/1/0001	0	0.00	0.00%
Bonus Electric Co. LLC	Power Construction	52	4/9/2022	40408.25	16,269.75	40.26%
Bright Curtain Metal Co.	Power Construction	0	1/1/0001	0	0.00	0.00%
Certified Construction	N/A	0	1/1/0001	0	0.00	0.00%
Certified Construction	Power Construction	50	4/24/2022	561	339.00	60.43%
Chicago Fire Detection	Bonus Electric Co. LLC	0	1/1/0001	0	0.00	0.00%
Chicago Pools, Inc	Sunset Pools and Spas Inc.	48	3/12/2022	727.5	0.00	0.00%
City Lights Ltd.	Power Construction	53	2/13/2022	249.5	100.50	40.28%
Communities Empowered	Power Construction	0	1/1/0001	0	0.00	0.00%
Construction Cleaning	Power Construction	0	1/1/0001	3614	1,356.00	37.52%
Contract Mirror & Supply	Power Construction	52	2/19/2022	1321	143.00	10.83%
Darpet Inc.	Power Construction	0	1/1/0001	0	0.00	0.00%
Davey Tree Expert	Milburn LLC.	0	1/1/0001	0	0.00	0.00%
Demco Inc.	Power Construction	52	2/20/2022	273	0.00	0.00%
Designed Equipment Corp.	Power Construction	51	7/17/2021	297	50.00	16.84%
DW Mechanical Group Inc.	Power Construction	53	4/1/2022	20706	6,669.00	32.21%
E&K of Chicago Inc.	Power Construction	53	4/15/2022	32863	7,936.50	24.15%
Escorza Flooring	Power Construction	44	10/30/202	4565.5	436.00	9.55%
Ewing-Doherty Mechanical	Milburn LLC.	0	1/1/0001	0	0.00	0.00%
Ewing-Doherty Mechanical	Power Construction	51	5/29/2021	555	16.00	2.88%
Express Electric Supply	Bonus Electric Co. LLC	0	1/1/0001	0	0.00	0.00%
Fireplaces Plus Inc.	Power Construction	0	1/1/0001	0	0.00	0.00%
GCS Supply LLC	Power Construction	0	1/1/0001	0	0.00	0.00%

George Bilhorn & Company	Power Construction	0	1/1/0001	0	0.00	0.00%
Hinsdale Lighting Inc.	Bonus Electric Co. LLC	0	1/1/0001	0	0.00	0.00%
Hufcor Inc	Power Construction	0	1/1/0001	0	0.00	0.00%
ILI Solutions, Ltd	Intrinsic Landscaping Inc.	52	1/29/2022	269.5	154.50	57.33%
International Marble &	Power Construction	53	4/24/2022	1349	532.00	39.44%
Intrinsic Landscaping Inc.	Power Construction	0	1/1/0001	0	0.00	0.00%
Jim Burke Excavating, Inc	Bonus Electric Co. LLC	50	12/12/202	106.5	0.00	0.00%
Jim Burke Excavating, Inc	N/A	0	1/1/0001	0	0.00	0.00%
Johnson Controls Fire	Power Construction	53	4/14/2022	7609.5	0.00	0.00%
Kedmont Waterproofing	Power Construction	53	5/8/2022	6950.75	5,068.50	72.92%
Keller North America Inc	Power Construction	47	11/15/202	2465	579.00	23.49%
Lee Quigley Company The	Power Construction	0	1/1/0001	0	0.00	0.00%
M & R Electronic Systems	Power Construction	53	6/28/2022	862.5	295.50	34.26%
Maverick Pools Inc.	Power Construction	0	1/1/0001	0	0.00	0.00%
Meccor Industries Ltd.	Power Construction	0	1/1/0001	6556	1,295.50	19.76%
Midwest Fence Corp.	Power Construction	52	4/2/2022	372	55.00	14.78%
Mike Cachey Construction	Power Construction	49	3/13/2022	10009.5	513.50	5.13%
Milburn LLC.	Power Construction	43	10/18/202	306	76.00	24.84%
Northwest Insulation LLC	E&K of Chicago Inc.	39	9/19/2021	66	0.00	0.00%
Northwest Insulation LLC	N/A	0	1/1/0001	0	0.00	0.00%
Onscape, Inc.	Intrinsic Landscaping Inc.	49	2/12/2022	91.5	64.50	70.49%
Oxford Erectors	Architectural Glass Works	49	4/1/2022	176	0.00	0.00%
Power Construction	Power Construction	52	3/5/2022	10491.5	777.50	7.41%
Power Construction	Power Construction	0	1/1/0001	0	0.00	0.00%
Power Contracting &	Power Construction	0	1/1/0001	61498	21,453.00	34.88%
Premier Mechanical Inc.	Power Construction	53	4/15/2022	9196	2,102.50	22.86%
Pro-Bel USA Inc.	Power Construction	0	1/1/0001	0	0.00	0.00%
Pure Electric	Bonus Electric Co. LLC	0	1/1/0001	0	0.00	0.00%
Quality Excavation Inc.	Power Construction	52	4/10/2021	615	615.00	100.00%
Reflection Window	Power Construction	52	4/30/2022	13542.25	7,844.50	57.93%
Safway Atlantic LLC*	Power Construction	48	11/27/202	706	24.00	3.40%
Standard Cartage	Bonus Electric Co. LLC	35	8/28/2021	10	0.00	0.00%
Sunset Pools and Spas Inc.	Power Construction	0	1/1/0001	0	0.00	0.00%
T&I Security	Power Construction	52	4/30/2021	1949	1,549.00	79.48%
The Matan Group	Power Construction	53	4/17/2022	6976.5	2,876.50	41.23%
ThyssenKrupp Elevator	Power Construction	53	4/14/2022	4809.5	1,441.50	29.97%
VEI Solutions Inc.	Power Construction	53	1/2/2022	6490.5	2,210.00	34.05%
Wiss Janney Elstner	Power Construction	0	1/1/0001	0	0.00	0.00%
				271598.502	87787.75	
					Total	32.32%

Project Name : 1454 W. Randolph
Project Address : 1454 W. Randolph, Chicago, IL 60607

Current Awarded/Projected Totals

Trade	Subcontractor	Contract Value	MBE Prime/Tier Subcontractor(s)	MBE Scope	MBE	MBE Value	WBEPrime/Tier Subcontractor(s)	Scope	WBE Dollar Value Included	WBE Value
General Contractor	Power Construction	\$5,677,203			\$ -	0%			\$ -	0%
Temporary Hoist	Safway Hoist	Excluded			\$ -	0%			\$ -	0%
Temporary Fencing	Unity Fencing	\$83,059			\$ 83,059.00	100%			\$ -	0%
Surveying	Certified Construction Service	\$82,150			\$ -	0%			\$ 82,150.00	100%
Final Cleaning	Lavoro Services	\$172,481			\$ -	0%			\$ -	0%
Watchman	T&I Security	\$89,022			\$ 89,022.00	100%			\$ -	0%
Consulting	CEC	\$15,000			\$ 15,000.00	100%			\$ -	0%
Structure Demolition	Atlas Industries	\$178,498	Rocha Plumbing	Disconnects	\$ 20,705.00	12%			\$ -	0%
Concrete	Goebel Forming	\$11,314,584			\$ -	0%	Ambar	Rebar Install	\$ 1,508,392.00	13%
Masonry	Mike Cachey Construction	\$762,058	Elston	Material Supplier	\$ 53,500.00	7%			\$ -	0%
Metal Fabrications	Meccor	\$634,205			\$ 634,205.00	100%			\$ -	0%
Decorative Railings	Meccor	\$775,613			\$ 775,613.00	100%			\$ -	0%
Carpentry	Levy Company	\$1,451,586	Ibuilders	Installation labor	\$ 329,346.00	23%			\$ -	0%
Furnish Only - Parsons Tops	Masaya	\$35,662			\$ -	0%			\$ -	0%
Furnish Only - Millwork	Art Magic	\$90,985	Jade Carpentry	Installation labor	\$ 12,750.00	14%			\$ -	0%
Bentonite Waterproofing	Kedmont	\$5,856			\$ -	0%			\$ 5,856.00	100%
Metal Panels	VEI	\$911,800			\$ 911,800.00	100%			\$ -	0%
Roofing & Traffic Coatings	Kedmont	\$1,450,620			\$ -	0%			\$ 1,450,620.00	100%
Furnish Only - Doors/Frames/Hardware	Laforce	\$610,736			\$ -	0%			\$ -	0%
Furnish Only - Doors/Frames/Hardware	ALX Raw	\$61,017			\$ -	0%			\$ -	0%
Furnish Only - Doors/Frames/Hardware	M&R Electronics	\$380,450			\$ -	0%			\$ -	0%
Overhead Doors	Anagnos	\$21,330			\$ -	0%			\$ 21,330.00	100%
Curtainwall	Alliance Glazing	\$509,095			\$ -	0%			\$ -	0%
Window Wall	CK2	\$3,290,970	Meccor	Installation labor	\$ 861,185.00	26%			\$ -	0%
Interior Glazing	Christopher Glass	\$129,552			\$ -	0%			\$ -	0%
Ext. & Int. Framing/Drywall	Thorne Associates	\$4,425,868	GBS	Material Supplier	\$ 627,610.00	14%			\$ -	0%
Ext. & Int. Framing/Drywall	Thorne Associates		Jewel Construction	Labor	\$ 723,277.00	16%			\$ -	0%
Tile	Mr Davids	\$754,885			\$ -	0%			\$ -	0%
Flooring	Mr Davids	\$1,221,133			\$ -	0%			\$ -	0%
Paint	All-Tech	\$744,945			\$ -	0%			\$ -	0%
Tub and Shower Doors	Contract Mirror	\$213,101			\$ -	0%			\$ -	0%
Furnish Only - Fireplaces	American Heritage	\$29,091			\$ -	0%			\$ -	0%
Furnish Only - Building Maintenance Equip	ProBel	Excluded			\$ -	NA			\$ -	NA
Furnish Only - Appliances	Abt Appliances	\$1,034,595			\$ -	0%			\$ -	0%
Furnish Only - Postal Material	GCS Supply	\$32,857	Global Carpentry	Installation labor	\$ 14,567.00	44%			\$ -	0%
Window Treatments	E&K of Chicago	\$219,431			\$ -	0%			\$ -	0%
Residential Casework	Amberleaf	\$596,812			\$ 596,812.00	100%			\$ -	0%
Countertops	IMG	\$460,092			\$ -	0%			\$ -	0%
Interior Bike Racks & FECS	Global Carpentry	\$6,349			\$ 6,349.00	100%			\$ -	0%
Swimming Pool	Sunset Pools	\$385,400			\$ -	0%			\$ -	0%
Elevators	Kone	Excluded			\$ -	NA			\$ -	NA
Trash Chute	American Chutes	\$41,297			\$ -	0%			\$ -	0%
Sprinkler	Hill FP	\$690,928			\$ -	0%	Reliable	Sprinkler Supply	\$ 34,350.00	5%

180 N Ada
MBE/WBE/Residency Subcontractor Participation Tracking

Plumbing	Norman Mechanical	\$4,253,052	C&G	Supply	\$ 72,509.00	2%	C&G	Supply	\$ 72,509.00	2%
HVAC	Heatmasters	\$4,113,315			\$ -	0%	Any Temp Co.	Ventilation	\$ 126,885.00	3%
HVAC	Heatmasters		Command Mechanical	Piping	\$ 253,000.00	6%				0%
Electrical	Kelso Burnett	\$5,568,675	High Rise Systems	FA and Security	\$ 607,490.00	11%	Hinsdale Lighting	Supply	\$ 100,956.00	2%
Electrical	Kelso Burnett		Low Voltage Services	Installation labor	\$ 277,350.00	5%			\$ -	0%
Excavating	JLL	\$851,196			\$ 851,196.00	100%	Twenty Eleven Construction	Excavating (Digging)	\$ 447,263.00	53%
Drilled Piers	Keller	\$1,441,791			\$ -	0%	Certified Construction Services	Surveying	\$ 52,935.00	4%
Site Contrete	Twenty Eleven Construction	\$262,026			\$ 262,026.00	100%			\$ 262,026.00	100%
Asphalt Paving and Striping	M&J Paving	\$112,400	JLL	Trucking	\$ 40,000.00	0%			\$ -	0%
Decorative Fencing and Gates	Unity Fencing	\$91,196			\$ 91,196.00	0%			\$ -	0%
Landscaping	Intrinsic	\$136,793			\$ -	0%			\$ -	0%
Site Utilities	Ewing Doherty	\$185,495	E. King Construction/GWO Trucking	Trucking	\$ 11,869.00	6%	E. King Construction		\$ 11,869.00	6%
Totals		\$ 56,606,255			\$8,221,436	14.52%			\$ 4,177,141	7.38%

1515 W Monroe

THE DUNCAN MBE/WBE/CR Log

10/5/2020

Trade	Contractor	Construction Draw Total	MBE Dollar Value	WBE Dollar Value	MBE or WBE Confirmed Entity	Total Hours Per Sub (to date)	Chicago Hrs Per Sub (to date)	CR % Participation (to date)	Local Hours Ward 28 (to date)	WR % Participation (to date)	Start Date	Completion Date	Status
GC Construction Reimbursables	Material / Offsite Labor	\$1,168,282	\$0	\$5,187	MAPs	N/A	N/A	N/A	N/A	N/A	N/A	N/A	COMPLETE/HID TAB
Demo - Monroe (inc Abatement)	Abel	\$1,546,148	\$0	\$0	N/A	24692.00	18441.00	74.68%	0.00	0.00%	10/22/2018	7/26/2019	COMPLETE/HID TAB
Demo - Ashland	R&C	\$250,000	\$0	\$0	N/A	5288.00	3600.00	68.08%	496.00	9.38%	11/5/2018	4/19/2019	COMPLETE/HID TAB
Demolition Material/Equipment	Material / Equipment	\$30,000	\$0	\$0	N/A	N/A	N/A	N/A	N/A	N/A	N/A	N/A	COMPLETE/HID TAB
Wrecking/Excavation	Taylor	\$216,436	\$20,000	\$0	J. AVE. DEV.	496.50	223.50	45.02%	0.00	0.00%	12/31/2019	4/15/2020	COMPLETE/HID TAB
Utilities	Advanced Water Solutions	\$248,514	\$0	\$248,514	AWS	656.00	628.00	95.73%	0.00	0.00%	8/12/2019	12/13/2019	COMPLETE/HID TAB
Asphalt	New Castle	\$78,769	\$78,769	\$0	NEW CASTLE	128.00	72.00	56.25%	0.00	0.00%	5/7/2020	6/6/2020	COMPLETE/HID TAB
Landscaping	Diaz	\$658,520	\$658,520	\$0	DIAZ	2632.99	2580.79	98.02%	0.00	0.00%	3/18/2020	8/14/2020	COMPLETE/HID TAB
Site Concrete	Klatt	\$143,850	\$0	\$0	N/A	998.00	490.00	49.10%	0.00	0.00%	5/5/2019	6/25/2019	COMPLETE/HID TAB
Concrete	Celtic	\$702,827	\$0	\$0	N/A	3605.00	1888.00	52.37%	0.00	0.00%	3/27/2019	5/9/2020	COMPLETE/HID TAB
Concrete Topping	Cellcrete	\$191,300	\$0	\$191,300	CELLCRETE	293.50	0.00	0.00%	0.00	0.00%	9/2/2019	7/27/2020	COMPLETE/HID TAB
Concrete Cutting	Hardrock	\$112,245	\$0	\$0	N/A	783.50	335.25	42.79%	0.00	0.00%	4/23/2019	10/12/2019	COMPLETE/HID TAB
Masonry	FYR Construction	\$1,450,912	\$0	\$0	N/A	22920.00	21944.00	95.74%	2584.00	11.27%	2/7/2019	6/19/2020	COMPLETE/HID TAB
Steel	Kelco	\$1,189,775	\$0	\$1,189,775	KELCO	5690.00	2217.00	38.96%	0.00	0.00%	5/13/2019	6/17/2020	COMPLETE/HID TAB
Monumental Stair	Aruba	\$60,800	\$0	\$0	N/A	248.00	88.00	35.48%	0.00	0.00%	2/2/2020	5/15/2020	COMPLETE/HID TAB
Fire Escapes	Arc	\$50,800	\$0	\$0	N/A	381.00	254.00	66.67%	0.00	0.00%	8/27/2019	9/14/2019	COMPLETE/HID TAB
Finish Carpentry - Monroe	2ME	\$482,483	\$0	\$0	N/A	10268.00	3616.00	35.22%	0.00	0.00%	9/5/2019	9/18/2020	COMPLETE/HID TAB
Finish Carpentry - Ashland	Genesis	\$428,850	\$428,850	\$0	GENESIS	5248.00	5232.00	99.70%	0.00	0.00%	9/16/2019	5/15/2020	COMPLETE/HID TAB
Rough Carpentry - Ashland	R&C Rough Carpentry	\$200,000	\$0	\$0	N/A	6040.00	5960.00	98.68%	0.00	0.00%	4/22/2019	9/11/2020	COMPLETE/HID TAB
Cabinets	Material Only	\$642,420	\$642,420	\$0	AMBERLEAF	N/A	N/A	N/A	N/A	N/A	N/A	N/A	COMPLETE/HID TAB
Closet Material/Hardware/Misc	Material Only	\$31,180	\$0	\$0	N/A	N/A	N/A	N/A	N/A	N/A	N/A	N/A	COMPLETE/HID TAB
Trim/Casing	Material Only	\$189,600	\$0	\$0	N/A	N/A	N/A	N/A	N/A	N/A	N/A	N/A	COMPLETE/HID TAB
Roofing	Oak	\$613,353	\$0	\$0	N/A	4337.70	2396.70	55.25%	0.00	0.00%	5/13/2019	8/14/2020	COMPLETE/HID TAB
Access Panels	Material Only	\$20,000	\$0	\$0	N/A	N/A	N/A	N/A	N/A	N/A	N/A	N/A	COMPLETE/HID TAB
Joint Sealants	SDS Stone	\$176,530	\$0	\$0	N/A	2948.00	2948.00	100.00%	0.00	0.00%	8/22/2019	8/29/2020	COMPLETE/HID TAB
DFH	Material Only	\$175,875	\$0	\$0	N/A	N/A	N/A	N/A	N/A	N/A	N/A	N/A	COMPLETE/HID TAB
Unit Entry Doors	Material Only	\$119,790	\$0	\$0	N/A	N/A	N/A	N/A	N/A	N/A	N/A	N/A	COMPLETE/HID TAB
Historic Door Detailing Material	Material Only	\$6,800	\$0	\$0	N/A	N/A	N/A	N/A	N/A	N/A	N/A	N/A	COMPLETE/HID TAB
Windows	Chicagoland	\$959,782	\$0	\$0	N/A	4459.00	863.00	19.35%	0.00	0.00%	7/20/2019	4/25/2020	COMPLETE/HID TAB
Interior Glass	CSC	\$545,439	\$545,439	\$545,439	CSC	3452.00	3173.00	91.92%	0.00	0.00%	12/1/2019	9/24/2020	COMPLETE/HID TAB
Interior Window Panning Material	Material Only	\$26,075	\$0	\$0	N/A	N/A	N/A	N/A	N/A	N/A	N/A	N/A	COMPLETE/HID TAB
Floor Prep	Material Only	\$79,100	\$0	\$0	N/A	N/A	N/A	N/A	N/A	N/A	N/A	N/A	COMPLETE/HID TAB
Wood Flooring	Kember	\$116,750	\$0	\$0	WBE, no cert	943.00	0.00	0.00%	0.00	0.00%	11/17/2019	4/18/2020	COMPLETE/HID TAB
Wood Flooring - Refinishing	Global	\$16,700	\$0	\$0	N/A	116.00	0.00	0.00%	0.00	0.00%	2/9/2020	8/22/2020	COMPLETE/HID TAB
Tile	Flooring Solutions	\$407,624	\$0	\$0	N/A	8488.00	8488.00	100.00%	0.00	0.00%	8/22/2019	9/4/2020	COMPLETE/HID TAB
Floor Protection	Material Only	\$15,000	\$0	\$0	N/A	N/A	N/A	N/A	N/A	N/A	N/A	N/A	COMPLETE/HID TAB
Paint	Southwest	\$841,480	\$0	\$0	N/A	15638.00	7256.61	46.40%	0.00	0.00%	8/12/2019	10/2/2020	COMPLETE/HID TAB
Epoxy	RCR	\$314,132	\$0	\$0	N/A	5448.00	1696.00	31.13%	0.00	0.00%	8/1/2019	9/11/2020	COMPLETE/HID TAB
Framing and Drywall	Midwest	\$3,444,145	\$3,444,145	\$0	MIDWEST	47400.00	30169.00	63.65%	0.00	0.00%	2/27/2019	9/19/2020	COMPLETE/HID TAB
Granite	Stone Edge	\$245,400	\$0	\$0	N/A	496.00	321.00	64.72%	0.00	0.00%	8/25/2019	8/21/2020	COMPLETE/HID TAB
Final Cleaning	Solutions Cleaning Services	\$86,350	\$86,350	\$86,350	SOLUTIONS	2132.00	0.00	0.00%	0.00	0.00%	2/26/2020	10/2/2020	COMPLETE/HID TAB
Outdoor Patio Concrete Top	Kerr Concrete	\$8,800	\$0	\$0	N/A	56.00	0.00	0.00%	0.00	0.00%	5/14/2020	5/15/2020	COMPLETE/HID TAB
Outdoor Patio Awning	Material Only	\$12,100	\$0	\$0	N/A	N/A	N/A	N/A	N/A	N/A	N/A	N/A	COMPLETE/HID TAB
Custom Millwork - Lobby/Bar	FYS	\$121,260	\$0	\$0	N/A	461.50	378.50	82.02%	0.00	0.00%	3/2/2020	9/15/2020	COMPLETE/HID TAB
Toilet Partitions	Material Only	\$20,000	\$0	\$0	N/A	N/A	N/A	N/A	N/A	N/A	N/A	N/A	COMPLETE/HID TAB
Plumbing Fixtures/TAs	Material Only	\$238,200	\$238,200	\$0	WELLS	N/A	N/A	N/A	N/A	N/A	N/A	N/A	COMPLETE/HID TAB
Car Charging Stations	Material Only	\$5,000	\$0	\$0	N/A	N/A	N/A	N/A	N/A	N/A	N/A	N/A	COMPLETE/HID TAB
Lockers	Material Only	\$28,000	\$0	\$0	N/A	N/A	N/A	N/A	N/A	N/A	N/A	N/A	COMPLETE/HID TAB
Window Treatments	Star Window Treatments	\$65,628	\$0	\$0	WBE, no cert	275.00	186.00	67.64%	0.00	0.00%	2/2/2020	9/16/2020	COMPLETE/HID TAB
Mailboxes	Material Only	\$25,000	\$0	\$0	N/A	N/A	N/A	N/A	N/A	N/A	N/A	N/A	COMPLETE/HID TAB
Fire Extinguishers/Cabinets	Material Only	\$20,000	\$0	\$0	N/A	N/A	N/A	N/A	N/A	N/A	N/A	N/A	COMPLETE/HID TAB
Signage	Material Only	\$10,100	\$0	\$0	N/A	N/A	N/A	N/A	N/A	N/A	N/A	N/A	COMPLETE/HID TAB
Bike Racks	Material Only	\$21,000	\$0	\$0	N/A	N/A	N/A	N/A	N/A	N/A	N/A	N/A	COMPLETE/HID TAB
Trash Chute	Kohlman	\$33,000	\$0	\$0	N/A	130.50	50.50	38.70%	0.00	0.00%	8/19/2019	6/18/2020	COMPLETE/HID TAB
Appliances	PDC	\$1,020,624	\$1,020,624	\$0	PDC	2247.41	1017.28	45.26%	0.00	0.00%	10/8/2019	9/23/2020	COMPLETE/HID TAB
Specialty Appliances - Lobby/Bar	Material Only	\$139,200	\$0	\$0	N/A	N/A	N/A	N/A	N/A	N/A	N/A	N/A	COMPLETE/HID TAB
Basketball Backboards/Hoops/Pads	Material Only	\$4,500	\$0	\$0	N/A	N/A	N/A	N/A	N/A	N/A	N/A	N/A	COMPLETE/HID TAB

Submission Date:
Submission Step: FINAL OCCUPANCY
Project Name : Rush New Ambulatory Building
Project Address : 1520 W. Congress Parkway

Current Awarded/Projected Totals														
CSI Code	Trade	Subcontractor	Contract Value	MBE Prime/Tier Subcontractor(s)	MBE Scope	MBE	MBE Value	WBE Prime/Tier Subcontractor(s)	Scope	WBE Dollar Value Included	WBE Value	Hours	Chicago Resident Hours	Chicago Residency %
00 00 00	General Contractor	Power/Ujamaa	\$ 34,939,248									76,558	24,538	32.05%
				Ujamaa Construction	GC Partner	\$ 4,603,311	13.18%	J.A. Watts	GC Team member	\$ 722,572	2.07%			
				West Side Transformation	Security	\$ 889,908	2.55%	Professionals Associated	Surveying	\$ 258,614	0.74%			
				Unity Fencing Company	Fencing	\$ 775,495	2.22%	One Way Safety	Safety	\$ 258,973	0.74%			
				GMA	GC Team member	\$ 437,851	1.25%							
01 74 23	Construction Cleaning	Construction Cleaning Co.	\$ 321,711					Construction Cleaning Co.	Construction cleaning	\$ 321,711	100.00%	No hours reported	No hours reported	No hours reported
03 30 00	CIP Concrete	Adjustable Forms, Inc.	\$ 11,235,284									49,489	10,592	21.40%
				Il in One Contractor / Rebar JV	Concrete reinforcement on decks	\$ 530,476	4.72%	Ambar	Concrete reinforcement for foundations	\$ 1,119,922	9.97%			
				Royal Crane Services	Cranes	\$ 198,247	1.76%							
03 30 00	CIP Concrete - Vault	Il in One	\$ 924,744	Il in One	Concrete	\$ 924,744	100.00%					15,940	8,994	56.42%
03 41 00	Precast - Garage	ATMI	\$ 11,263,891									22,175	4,482	20.21%
				Il in One Contractor / Rebar JV	CIP concrete	\$ 1,380,000	12.25%							
03 41 10	Precast benches at vault	New Horizon Steel	\$ 41,188	New Horizon Steel	Benches	\$ 41,188	100.00%					No hours reported	No hours reported	No hours reported
04 21 13	Masonry	All Masonry Construction Co.	\$ 5,623,660	All Masonry Construction Co.	Masonry	\$ 5,623,660	100.00%					36,781	15,856	43.11%
05 12 00	Structural Steel	NHCJV	\$ 27,811,860									49,352	6,267	12.70%
				New Horizon Steel	Structural Steel	\$ 18,012,024	64.76%	Chicago Decking	Structural Steel	\$ 9,793,665	35.21%			
05 40 00	Cold-formed framing	R.G. Construction Services	\$ 1,901,959									11,834	5,785	48.88%
				General Building Supply	Framing materials and labor	\$ 502,991	26.45%							
05 50 10	Miscellaneous Metals at Vault	David Architectural Metals, Inc.	\$ 77,728									125	0	0.00%
05 50 10	Miscellaneous Metals	Meccor	\$ 2,065,582	Meccor	Miscellaneous metals	\$ 2,065,582	100.00%					5,148	1,343	26.09%
06 10 53	Rough Carpentry	Toro Construction Co.	\$ 3,666,501	Toro Construction Co.	Rough carpentry	\$ 5,623,660	153.38%					11,958	7,388	61.78%
06 42 00	Millwork	Imperial Woodworking	\$ 3,829,266									9,823	2,773	28.23%
				MAC Construction Services	Millwork installation	\$ 963,823	25.17%	Abby Supply	Millwork materials	\$ 271,930	7.10%			
07 13 26	Waterproofing	Sager Sealants	\$ 700,747									2,978	2,134	71.66%
07 42 43	Metal Panels	Creative Panels	\$ 3,991,408	Creative Panels	Metal panels	\$ 3,991,408	100.00%					7,326	1,712	23.37%
07 54 25	Roofing	Bennett & Brousseau Roofing	\$ 2,640,771									16,799	8,337	49.63%
				Garth Building Products	Roofing materials	\$ 430,000	16.28%	MACK Construction Services	Roofing materials	\$ 189,224	7.17%			
07 81 16	Spray-on Fireproofing	ANI-Midwest Fireproofing & Insulation	\$ 1,446,889									7,105	849	11.95%
								C & G Construction Supply	Fireproofing materials	\$ 455,824	31.50%			
08 11 13	Doors / Frames / Hardware	American Building Services	\$ 2,844,816									Supplier only	Supplier only	Supplier only
08 33 23	Coiling Doors & Grills	Konematic dba Door Systems	\$ 253,227									No hours reported	No hours reported	No hours reported
08 44 14	Curtainwall / Interior Glazing	Alliance Glazing Technologies	\$ 17,383,581									39,324	20,842	53.00%
				U.S. Architectural Glass & Metals	Glass and glazing	\$ 4,285,546	24.65%	Bartkowski Life Safety Corp.	Firesafing	\$ 482,800	2.78%			
								Stevenson Crane	Cranes	\$ 437,388	2.52%			
08 71 13	Automatic Door Operators	Record Automatic Doors	\$ 547,712									No hours reported	No hours reported	No hours reported
09 29 00	Drywall	Thorne	\$ 13,720,720									98,190	41,027	41.78%
				Jewel Construction	Carpenters	\$ 1,759,774	12.83%							
				General Building Supply	Material supplier	\$ 1,598,937	11.65%							
				Chicago Interior & Drywall Inc.	Carpenters	\$ 976,000	7.11%							
09 30 00	Ceramic Tile	Bourbon Tile & Marble	\$ 2,469,214					Bourbon Tile & Marble	Ceramic tile & stone	\$ 2,469,214	100.00%	9,820	429	4.37%
09 51 00	Acoustic Ceilings	Just Rite Acoustics	\$ 2,819,081									10,826	2,359	21.79%
				General Building Supply	Framing & drywall materials	\$ 1,447,681	51.35%							
09 65 19	Flooring	Diverzify + LLC	\$ 3,379,147									6,925	2,848	41.13%
				Premium Floor Covering	Flooring placement	\$ 1,316,194	38.95%							
09 66 23	Terrazzo	John Caretti & Co.	\$ 1,050,729									6,709	1,445	21.54%

PROJECT ADDRESS
PROJECT WARD

164 N Peoria
27

MBE/WBE SUBCONTRACTORS	MBE VS WBE	SCOPE OF WORK	TOTAL		TOTAL PROJECT COST (TPC)
			SUBCONTRACT VALUE	TPC %	
Jerry and Sons	MBE	Installers	\$144,054.06	0.12%	\$120,045,048
Garth Building Products	MBE	Supplier	\$72,027.03	0.06%	\$120,045,048
C+G Construction Supply	MBE	Supplier	\$534,562.76	0.45%	\$120,045,048
Right Painting	MBE	Painting	\$225,000.00	0.19%	\$120,045,048
Amberleaf	MBE	Manufacturer + Supplier	\$1,566,274.00	1.30%	\$120,045,048
AMF Specialists, LLC	MBE	Glazing installer	\$74,441.00	0.06%	\$120,045,048
Pure Electric	MBE	General Material Supplier	\$1,526,515.20	1.27%	\$120,045,048
Chicago Fire Detection	MBE	General Material Supplier	\$107,364.00	0.09%	\$120,045,048
City Lights	MBE	Street light relocations	\$106,450.00	0.09%	\$120,045,048
Community Play Lot Builders	MBE	Carpentry	\$365,000.00	0.30%	\$120,045,048
Escorza Tile	MBE	Flooring contractor	\$4,183,415.00	3.48%	\$120,045,048
Granite Innovation	MBE	Countertops	\$1,656,140.00	1.38%	\$120,045,048
Elston Materials	MBE	Material Supplier	\$194,738.44	0.16%	\$120,045,048
Ornelas Construction	MBE	Carpenters/installers	\$90,000.00	0.07%	\$120,045,048
Il in One	MBE	Supply and Place Concrete	\$618,724.00	0.52%	\$120,045,048
Efficient Trucking	MBE	Trucking	\$350,000.00	0.29%	\$120,045,048
Rocha Plumbing	MBE	Plumber	\$750,000.00	0.62%	\$120,045,048
		Aluminum Window Systems			
Reflection Window	MBE	supply and install	\$12,832,564.50	10.69%	\$120,045,048
		Rough Carpentry and Gyp board			
iBuilders Corp	MBE	assembly	\$3,238,355.93	2.70%	\$120,045,048
		Rough Carpentry and Gyp board			
Scarlet Construction	MBE	assembly	\$726,745.72	0.61%	\$120,045,048
General Building Supply	MBE	Building Supplier	\$189,600.00	0.16%	\$120,045,048
Unity Fence	MBE	Fence installation	\$78,600.00	0.07%	\$120,045,048
Profast	MBE	Fire protection	\$187,200.00	0.16%	\$120,045,048
Westside Transformation	MBE	Construction Security	\$111,807.00	0.09%	\$120,045,048
Atrium Inc	WBE	Landscape Installer	\$1,056,450.00	0.88%	\$120,045,048
Ambar Inc	WBE	Rebar Construction	\$2,963,131.00	2.47%	\$120,045,048

Andersen Concrete	WBE	Concrete Pumping	\$369,514.00	0.31%	\$120,045,048
Certified Construction Services	WBE	Survey / Layout	\$52,800.00	0.04%	\$120,045,048
Great Lakes Metals	WBE	Material Purchase	\$40,501.80	0.03%	\$120,045,048
Biofoam	WBE	Insulator	\$192,191.00	0.16%	\$120,045,048
TOTAL	-	-	\$34,604,166.44	28.83%	\$120,045,048

PROJECT 167 N GREEN
TOTAL PROJECT VALUE \$ 132,776,936.79
JOBS CREATED \$ 397.00

TRADE CODE	MBE/WBE SUBCONTRACTORS	TRADE DESCRIPTION	TOTAL SUBCONTRACT VALUE	TOTAL JOBS CREATED	CHICAGO HIRES	CHICAGO HIRE PERCENTAGE	WARD HIRES	WARD HIRE PERCENTAGE	MBE				WBE					
									COMPANIES	PERCENT OF SUBCONTRACT	VALUE OF SUBCONTRACT	PERCENT OF TOTAL PROJECT VALUE	COMPANIES	PERCENT OF SUBCONTRACT	VALUE OF SUBCONTRACT	PERCENT OF TOTAL PROJECT VALUE		
01-00-00	Multiple	Remaining Division 1 Cost	\$ 7,339,257.00	N/A	N/A	N/A	N/A	N/A	N/A	N/A	N/A	N/A	N/A	N/A	N/A	N/A	N/A	N/A
01-71-23	Certified Construction	Surveying	\$ 39,290.00	3	N/A	N/A	N/A	N/A	Certified Construction Surveying	100.00%	\$ 39,290.00	0.03%	N/A	N/A	N/A	N/A	N/A	N/A
01-73-23	Construction Cleaning Company	Final Cleaning	\$ 433,740.00	8	N/A	N/A	N/A	N/A	N/A	N/A	N/A	N/A	Construction Contract Cleaning	100.00%	\$ 433,740.00	0.33%	N/A	N/A
01-74-30	West Side Transformation	Site Security	\$ 199,291.00	4	N/A	N/A	N/A	N/A	WST	100.00%	\$ 199,291.00	0.15%	N/A	N/A	N/A	N/A	N/A	N/A
03-30-10	Tribco	Cast In Place Concrete	\$ 12,229,274.00	25	N/A	N/A	N/A	N/A	II in 1 Contractors	12.50%	\$ 1,528,659.25	1.15%	Tribco	87.50%	\$ 10,700,614.75	8.06%	N/A	N/A
03-41-10	Internation Concrete Products	Precast Concrete	\$ 160,438.00	N/A	N/A	N/A	N/A	N/A	N/A	N/A	N/A	N/A	N/A	N/A	N/A	N/A	N/A	N/A
04-20-10	Midwest Masonry	Unit Masonry	\$ 3,154,948.00	27	N/A	N/A	N/A	N/A	Elston Materials	16.90%	\$ 533,186.21	0.40%	N/A	N/A	N/A	N/A	N/A	N/A
05-10-10	Lenex	Structural Metal Framing	\$ 26,227,917.00	55	N/A	N/A	N/A	N/A	N/A	N/A	N/A	N/A	Danny's Construction Company, LLC	5.40%	\$ 1,416,307.52	1.07%	N/A	N/A
05-50-10	Specialty Construction	Metal Fabrications	\$ 1,992,685.00	5	N/A	N/A	N/A	N/A	Alfredo Iron Works	4.00%	\$ 79,707.40	0.06%	N/A	N/A	N/A	N/A	N/A	N/A
05-70-10	555 International	Decorative Metal	\$ 721,607.00	5	N/A	N/A	N/A	N/A	N/A	N/A	N/A	N/A	N/A	N/A	N/A	N/A	N/A	N/A
06-20-10	Siteline	Finish Carpentry	\$ 850,872.00	8	N/A	N/A	N/A	N/A	N/A	N/A	N/A	N/A	Phoenix Woodworking Corp.	9.70%	\$ 82,534.58	0.06%	N/A	N/A
06-22-10	Superior	Millwork	\$ 62,807.00	4	N/A	N/A	N/A	N/A	N/A	N/A	N/A	N/A	N/A	N/A	N/A	N/A	N/A	N/A
07-13-10	All Sealants	Waterproofing	\$ 717,943.00	5	N/A	N/A	N/A	N/A	N/A	N/A	N/A	N/A	N/A	N/A	N/A	N/A	N/A	N/A
07-46-10	Architectural Panel Systems	Siding	\$ 1,793,002.00	6	N/A	N/A	N/A	N/A	N/A	N/A	N/A	N/A	N/A	N/A	N/A	N/A	N/A	N/A
07-50-10	M.W. Powell	Membrane Roofing	\$ 2,274,123.00	N/A	N/A	N/A	N/A	N/A	M.W Powell	100.00%	\$ 2,274,123.00	1.71%	N/A	N/A	N/A	N/A	N/A	N/A
07-81-10	ASC Fireproofing	Spray Applied Fireproofing	\$ 96,318.00	8	N/A	N/A	N/A	N/A	ASC Fireproofing	100.00%	\$ 96,318.00	0.07%	N/A	N/A	N/A	N/A	N/A	N/A
07-81-10	Wilkin Insulation	Spray Applied Fireproofing	\$ 1,602,715.00	8	N/A	N/A	N/A	N/A	N/A	N/A	N/A	N/A	N/A	N/A	N/A	N/A	N/A	N/A
08-10-10	LaForce	Doors and Frames	\$ 758,561.00	N/A	N/A	N/A	N/A	N/A	N/A	N/A	N/A	N/A	N/A	N/A	N/A	N/A	N/A	N/A
08-33-10	Door Systems	Overhead Doors	\$ 123,780.00	3	N/A	N/A	N/A	N/A	N/A	N/A	N/A	N/A	N/A	N/A	N/A	N/A	N/A	N/A
08-81-10	SG Metal and Glass	Glass Glazing	\$ 818,185.00	6	N/A	N/A	N/A	N/A	N/A	N/A	N/A	N/A	N/A	N/A	N/A	N/A	N/A	N/A
08-44-10	Ventana	Curtain Wall	\$ 19,340,000.00	22	N/A	N/A	N/A	N/A	VEI Solutions	25.80%	\$ 4,989,720.00	3.76%	Bartkowski	2.00%	\$ 386,800.00	0.29%	N/A	N/A
09-29-10	Market	Gypsum Board	\$ 4,603,807.00	16	1	0.3%	N/A	N/A	Market Contracting	100.00%	\$ 4,603,807.00	3.47%	N/A	N/A	N/A	N/A	N/A	N/A
09-29-10	RG Construction	Gypsum Board	\$ 685,887.52	9	N/A	N/A	N/A	N/A	N/A	N/A	N/A	N/A	N/A	N/A	N/A	N/A	N/A	N/A
09-29-10	Spray Insulations Inc	Spray Insulation	\$ 40,000.00	2	N/A	N/A	N/A	N/A	N/A	N/A	N/A	N/A	N/A	N/A	N/A	N/A	N/A	N/A
09-30-10	Escorza	Tile and Carpet	\$ 1,244,187.00	6	N/A	N/A	N/A	N/A	Escorza	50.00%	\$ 622,093.50	0.47%	N/A	N/A	N/A	N/A	N/A	N/A
09-62-10	John Caretti & Co	Specialty Flooring	\$ 203,194.00	6	N/A	N/A	N/A	N/A	N/A	N/A	N/A	N/A	N/A	N/A	N/A	N/A	N/A	N/A
09-64-10	H2I Group	Wood Flooring	\$ 181,350.00	8	N/A	N/A	N/A	N/A	N/A	N/A	N/A	N/A	N/A	N/A	N/A	N/A	N/A	N/A
09-80-10	Huff Company	Acourtic Treatment	\$ 125,000.00	4	N/A	N/A	N/A	N/A	N/A	N/A	N/A	N/A	N/A	N/A	N/A	N/A	N/A	N/A
09-91-10	Ascher	Painting	\$ 562,690.00	7	N/A	N/A	N/A	N/A	N/A	N/A	N/A	N/A	N/A	N/A	N/A	N/A	N/A	N/A
10-14-10	Pryor Architectural Signage	Signage	\$ 127,856.00	3	N/A	N/A	N/A	N/A	N/A	N/A	N/A	N/A	N/A	N/A	N/A	N/A	N/A	N/A
10-21-13	American Metal Manufacturing	Toilet Compartments	\$ -	N/A	N/A	N/A	N/A	N/A	American Metal Manufacturing	100.00%	\$ -	0.00%	N/A	N/A	N/A	N/A	N/A	N/A
10-28-13	BathX	Toilet Accessories	\$ 450,765.00	3	N/A	N/A	N/A	N/A	N/A	N/A	N/A	N/A	N/A	N/A	N/A	N/A	N/A	N/A
10-28-19	Chicago Glass and Mirror	Shower Doors	\$ 20,000.00	2	N/A	N/A	N/A	N/A	N/A	N/A	N/A	N/A	N/A	N/A	N/A	N/A	N/A	N/A
11-12-10	Parkonect	Parking Equipment	\$ 73,440.00	N/A	N/A	N/A	N/A	N/A	N/A	N/A	N/A	N/A	N/A	N/A	N/A	N/A	N/A	N/A
11-31-10	Grand Appliances	Appliances	\$ 56,199.00	2	N/A	N/A	N/A	N/A	N/A	N/A	N/A	N/A	N/A	N/A	N/A	N/A	N/A	N/A
11-81-23	Pro-Bel	Window Washing Systems	\$ 130,000.00	N/A	N/A	N/A	N/A	N/A	N/A	N/A	N/A	N/A	N/A	N/A	N/A	N/A	N/A	N/A
12-20-10	Everything Division 12	Window Treatments	\$ 1,034,844.00	5	N/A	N/A	N/A	N/A	N/A	N/A	N/A	N/A	Everything Division 12	100.00%	\$ 1,034,844.00	0.78%	N/A	N/A
12-36-10	GI Stone	Countertops	\$ 611,510.00	4	N/A	N/A	N/A	N/A	Granite Innovations	100.00%	\$ 611,510.00	0.46%	N/A	N/A	N/A	N/A	N/A	N/A
12-93-10	Forms and Surfaces	Site Furnishing	\$ 569,424.00	N/A	N/A	N/A	N/A	N/A	N/A	N/A	N/A	N/A	N/A	N/A	N/A	N/A	N/A	N/A
14-20-10	Thyssen Krupp Elevators	Vertical Transportation	\$ 4,123,428.00	15	N/A	N/A	N/A	N/A	N/A	N/A	N/A	N/A	N/A	N/A	N/A	N/A	N/A	N/A
21-10-10	Nova	Fire Suppression	\$ 1,860,422.00	8	N/A	N/A	N/A	N/A	N/A	N/A	N/A	N/A	N/A	N/A	N/A	N/A	N/A	N/A
22-07-10	DAM Plumbing	Plumbing Installations	\$ 2,686,718.00	7	N/A	N/A	N/A	N/A	C&G Construction Supply	14.89%	\$ 400,052.31	0.30%	N/A	N/A	N/A	N/A	N/A	N/A
23-01-10	State Mechanical	HVAC Installation	\$ 13,159,493.00	20	N/A	N/A	N/A	N/A	Command Mechanical	34.08%	\$ 4,484,755.21	3.38%	N/A	N/A	N/A	N/A	N/A	N/A
26-01-05	Huen	Electrical	\$ 9,641,518.00	15	N/A	N/A	N/A	N/A	Wolf Electric Chicago Fire Systems	23.43%	\$ 2,259,007.67	1.70%	Nelson Insulation Everlights Inc. JP Simmons Power One Supply	2.00%	\$ 192,830.36	0.15%	N/A	N/A
26-56-10	City Lights	Exterior Lighting	\$ 104,850.00	4	N/A	N/A	N/A	N/A	N/A	N/A	N/A	N/A	N/A	N/A	N/A	N/A	N/A	N/A
31-32-10	Dunlevy	Earthwork	\$ 891,371.00	5	N/A	N/A	N/A	N/A	J. Ave Development, Inc	26.82%	\$ 239,065.70	0.18%	N/A	N/A	N/A	N/A	N/A	N/A
31-50-10	Michels	Excavation Support	\$ 45,612.00	4	N/A	N/A	N/A	N/A	N/A	N/A	N/A	N/A	N/A	N/A	N/A	N/A	N/A	N/A
31-64-10	Revcon	Cassions	\$ 1,018,759.00	29	17	4%	N/A	N/A	N/A	N/A	N/A	N/A	Certified Construction Services	4.00%	\$ 40,750.36	0.03%	N/A	N/A
32-12-16	Abbey Paving	Asphalt/Concrete	\$ 400,622.00	10	N/A	N/A	N/A	N/A	N/A	N/A	N/A	N/A	N/A	N/A	N/A	N/A	N/A	N/A
32-90-10	The Care of Trees	Landscaping	\$ 3,620.00	N/A	N/A	N/A	N/A	N/A	N/A	N/A	N/A	N/A	N/A	N/A	N/A	N/A	N/A	N/A
32-90-10	Pedersen	Landscaping	\$ 688,834.00	7	N/A	N/A	N/A	N/A	N/A	N/A	N/A	N/A	N/A	N/A	N/A	N/A	N/A	N/A
33-10-10	City of Chicago	Permitting	\$ 32,505.00	N/A	N/A	N/A	N/A	N/A	N/A	N/A	N/A	N/A	N/A	N/A	N/A	N/A	N/A	N/A
33-10-10	Poli Contracting	Water Utilities	\$ 450,167.00	4	N/A	N/A	N/A	N/A	N/A	N/A	N/A	N/A	N/A	N/A	N/A	N/A	N/A	N/A
33-70-10	Huen	Electrical Utilities	\$ 107,477.00	5	N/A	N/A	N/A	N/A	N/A	N/A	N/A	N/A	N/A	N/A	N/A	N/A	N/A	N/A
46-00-00	FCI	Insurance	\$ 633,838.27	N/A	N/A	N/A	N/A	N/A	N/A	N/A	N/A	N/A	N/A	N/A	N/A	N/A	N/A	N/A
47-00-00	FCI	Fees	\$ 5,270,796.00	N/A	N/A	N/A	N/A	N/A	N/A	N/A	N/A	N/A	N/A	N/A	N/A	N/A	N/A	N/A
TOTALS			\$ 132,776,936.79	397	18	5%	0	0			\$ 22,722,005.26	17.11%			\$ 13,854,681.57	10.43%		

Subcontractors with WBE or MBE information
Subcontractor was removed from the project for reasons beyond Focus Construction's control and replaced with a subcontractor that wasn't MBE or WBE
N/A Not Applicable or Not Available

PROJECT ADDRESS
PROJECT WARD

1841 N. Laramie, Chicago, IL. 60639

37

MBE/WBE SUBCONTRACTORS	MBE VS WBE	SCOPE OF WORK	TOTAL SUBCONTRACT VALUE	TPC %	TOTAL PROJECT COST (TPC)
American Steel Fabricator	MBE	Structural Steel and Erection	\$1,513,763.10	5.30%	\$28,561,568.00
Anderson & Shah	MBE	Roofing	\$1,173,880.44	4.11%	\$28,561,568.00
Cardinal State	MBE	Landscaping	\$245,629.48	0.86%	\$28,561,568.00
Durgano Painting	MBE	Painting	\$454,128.93	1.59%	\$28,561,568.00
Jade Carpentry	WBE	Carpentry	-	MISSING	\$28,561,568.00
L.B. Hall Enterprises, Inc	MBE	Fire Proofing	\$165,657.09	0.58%	\$28,561,568.00
Northwest Insulation, LLC	MBE	Spray Insulation	\$65,691.61	0.23%	\$28,561,568.00
Tri-Ant, Inc	WBE	Construction	-	MISSING	\$28,561,568.00
World Class Fire Protection, LLC	MBE	Fire Sprinkler System Installation	\$119,958.59	0.42%	\$28,561,568.00
Total			\$3,738,709.25	13.09%	\$28,561,568.00

Submission Date:

Submission Step:

Project Name : 205 S Peoria

Project Address : 205 S Peoria St,

Current Awarded/Projected Totals

Trade	Subcontractor	Contract Value	MBE Prime/Tier Subcontractor(s)	MBE Scope	MBE	MBE Value	WBEPrime/Tier Subcontractor(s)	Scope	WBE Dollar Value Included	WBE Value	Hours	Chicago Resident Hours	Chicago Residency %
General Contractor	Power Construction	\$7,994,710			\$ -	0%			\$ -	0%	16669.50	4871.00	29%
Temporary Hoist	Safway Hoist	Excluded			\$ -	0%			\$ -	0%	N/A	N/A	N/A
Temporary Fencing	Midwest Fence	\$66,248			\$ -	0%			\$ -	0%	135.00	22.00	16%
Temporary Protective Walkways	Designed Equipment	\$29,250			\$ -	0%			\$ -	0%	72.00	8.00	11%
Surveying	JSS	\$56,345			\$ -	0%			\$ -	0%	516.00	0.00	0%
Final Cleaning	Construction Cleaning Ser	\$185,425			\$ -	0%	Construction Cleaning Services		\$185,425	100%	1984.00	1272.00	64%
Structure Demolition	Heinegan Wrecking	\$131,577			\$ -	0%			\$ -	0%	664.50	392.50	59%
Concrete	McHugh	\$14,991,081			\$ -	0%			\$ -	0%	69187.00	16780.00	24%
Concrete Topping	CCI Flooring	\$278,388			\$ -	0%			\$ -	0%	1563.00	483.00	31%
Masonry	Mike Cachey Construction	\$2,116,530			\$ -	0%			\$ -	0%	12775.00	630.00	5%
Metal Fabrications	Ralph Simpson Co	\$2,026,295			\$ -	0%			\$ -	0%	8931.50	8.00	0%
Carpentry	Power Carpentry	\$2,395,905	Meccor Industries	Doors, Frames, Hardwar	\$ 629,636.00	26%			\$ -	0%	12251.00	1149.50	9%
Furnish Only - Millwork	ALX	\$224,420			\$ -	0%			\$ -	0%	N/A	N/A	N/A
Traffic Coatings/Waterproofing	Sager Sealant	\$259,743			\$ -	0%			\$ -	0%	490.00	455.00	93%
Metal Panels	Creative Panel	\$329,952			\$ -	0%			\$ -	0%	931.00	82.00	9%
Roofing	Bennett and Brosseau	\$1,329,982	Garth Building Products & Services	Roofing Materials	\$ 134,572.00	10%	Christy Webber Landscapes	Landscaping	\$ 85,000.00	6%	5815.00	3460.00	60%
Furnish Only - Sheet Metal Flashing an	Mid-States	\$40,711			\$ -	0%			\$ -	0%	N/A	N/A	N/A
Applied Fireproofing	Wilkin Insulation	\$7,475			\$ -	0%			\$ -	0%	8.00	0.00	0%
Furnish Only - Doors/Frames/Hardwar	American Building Service	\$999,579			\$ -	0%			\$ -	0%	N/A	N/A	N/A
Overhead Doors	Anagnos	\$95,800			\$ -	0%			\$ -	0%	106.00	0.00	0%
Curtainwall/Interior Glazing	Gateway	\$644,916	Architectural Systems, Inc.	Glass and Glazing	\$ 148,571.00	23%			\$ -	0%	1009.00	64.00	6%
Window Wall	CK2	Excluded			\$ -	0%			\$ -	0%	10853.00	1309.00	12%
Ext. & Int. Framing/Drywall	Anning-Johnson	\$5,947,008	General Building Supply LLC	Drywall Material	\$ 1,250,000.00	21%			\$ -	0%	42859.00	7042.00	16%
Ceramic Tile	Bourbon	\$1,217,326			\$ -	0%	Bourbon Tile	Ceramic Tile	\$1,217,326	100%	9818.00	602.00	6%
Flooring	Mr Davids	\$1,823,607			\$ -	0%			\$ -	0%	7703.00	853.00	11%
Paint	All-Tech	\$932,402			\$ -	0%			\$ -	0%	3918.00	319.00	8%
Signage	Poblocki	\$59,116			\$ -	0%			\$ -	0%	86.00	0.00	0%
Furnish Only - Toilet Accessories	BathX	\$64,307			\$ -	0%			\$ -	0%	N/A	N/A	N/A
Tub and Shower Doors	Contract Mirror	\$205,030			\$ -	0%			\$ -	0%	905.00	0.00	0%
Furnish Only - Fireplaces	Majestic Distributing	\$10,922			\$ -	0%			\$ -	0%	N/A	N/A	N/A
Furnish Only - Building Maintenance E	ProBel	Excluded			\$ -	0%			\$ -	0%	N/A	N/A	N/A
Furnish Only - Appliances	GE Appliances	\$916,369			\$ -	0%			\$ -	0%	N/A	N/A	N/A
Window Treatments	Contract Décor	\$326,300			\$ -	0%			\$ -	0%	416.00	0.00	0%
Residential Casework	Bristol	\$645,076			\$ -	0%			\$ -	0%	N/A	N/A	N/A
Countertops	IMG	\$624,588			\$ -	0%			\$ -	0%	1230.00	554.00	45%
Furnish Only - Grills	Abt	\$16,095			\$ -	0%			\$ -	0%	N/A	N/A	N/A
Swimming Pool	Maverick/Pool Technology	\$371,867			\$ -	0%			\$ -	0%	760.00	0.00	0%
Elevators	Otis	Excluded			\$ -	0%			\$ -	0%	5198.50	1082.00	21%
Trash Chute	American Chute	\$51,875			\$ -	0%			\$ -	0%	48.00	0.00	0%
Sprinkler	Johnson Controls	\$1,087,705			\$ -	0%			\$ -	0%	4804.00	927.00	19%
Plumbing	Advance Mechanical	\$5,345,673	C & G Construction Supply Co. Inc.	Plumbing Materials	\$ 616,091.00	12%	Lizzy Lift, Inc.	Lift Rental	\$ 15,192.00	0.28%	22774.00	1160.00	5%
HVAC	EMCOR Team Mechanical	\$4,458,824	W. E. Bishop & Co.	HVAC Materials	\$ 815,835.00	18%			\$ -	0%	17214.00	3577.00	21%
Electrical	Shamrock Electric	\$6,281,850	Pure Electric Inc	Electrical Materials	\$ 1,246,022.00	20%	ACTIVE ELECTRICAL SUPPLY	Material Supply	\$ 535,712.00	9%	31934.00	12446.00	39%
Site Electrical	City Lights	\$54,250	City Lights, Ltd.	Electrical	\$54,250	100%			\$ -	0%	240.00	107.00	45%
Excavating	MGM	\$604,012	Efficient Trucking, Inc.	Hauling	\$ 415,340.00	69%			\$ -	0%	1456.00	426.00	29%
Drilled Piers	Stalworth	\$963,949			\$ -	0%	Clausen Structures, Inc. (IDOT Certified)	Rebar labor	\$ 105,932.00	11%	1272.00	197.00	15%
Site Concrete/Asphalt Paving	Abbey Paving	\$393,000	Tru-Seal JR's Trucking N Construction	Pavement Striping Hauling	\$ 9,677.00	2%			\$ -	0%	1121.25	179.50	16%
Site Utilities	Berger Excavating	\$311,467			\$ -	0%	Berger (WBENC Certified)	Site Utilities	\$311,467	100%	1136.00	0.00	0%
Totals		\$ 66,916,950			\$5,319,994	8%			\$ 2,456,054	4%	298853	60458	20.23%

Submission Date: 7/20/2023

Project Name : One Chicago

Project Address : 23 W. Chicago Ave., Chicago, IL 60654

One Chicago - Current Awarded/Projected Totals													
Trade	Subcontractor	M/WBE Budget	MBE Prime/Tier Subcontractor(s)	Scope	MBE	MBE Value	WBE Prime/Tier Subcontractor(s)	Scope	WBE	WBE Value	Hours	Chicago Resident Hours	Chicago Residency %
General Contractor	Power Construction Company, LLC	\$31,589,536			\$ -	0%			\$ -	0%	101,425	28,241	28%
Final Cleaning - Tower C	Scrub King Group LLC	\$249,949			\$ -	0%	Scrub King Group LLC (prime)	Final Cleaning	\$ 249,949	100%	1,456	758	52%
Final Cleaning - Secant Wall	Joy's Union Clean Up LLC	\$57,000	Joy's Union Clean Up LLC (prime)	secant wall cleaning	\$ 57,000	100%			\$ -	0%	680	400	59%
Site Security	Chicago Voice and Data Authority Corp.	\$433,021	Chicago Voice and Data Authority Corp. (prime)	Electric mirror install and site security cabling	\$ 433,021	100%			\$ -	0%	3,537	3,537	100%
Temporary Hoisting - Tower A	Safway Atlantic LLC	\$40,000	Gonzalez Iron Works, LLC (sub tier)	Steel fabrication	\$ 30,212	76%	Stevenson Crane Service, Inc. (sub tier)	Crane Hoisting	\$ 10,071	25%	5,534	1,144	21%
Temporary Hoisting - Tower C	USA Hoist Company, Inc.	\$5,000			\$ -	0%	Stevenson Crane Service, Inc. (sub tier)	Crane Hoisting	\$ 5,000	100%	1,327	200	15%
Temporary Fencing	Midwest Fence Corporation	\$451,648			\$ -	0%			\$ -	0%	205	106	52%
Temporary Protective Walkways	Designed Equipment Corporation	\$254,266			\$ -	0%			\$ -	0%	1,505	740	49%
Preconstruction Surveying	Wiss Janey Elstner Associates	\$99,200			\$ -	0%			\$ -	0%	40	-	0%
Construction Layout and Surveying	Certified Construction Services, LLC	\$444,417	Certified Construction Services, LLC (prime)	Surveying and layout	\$ 444,417	100%			\$ -	0%	1,600	824	52%
Final Cleaning - Podium, Tower A	Construction Cleaning Company	\$830,931			\$ -	0%	Construction Cleaning Company (prime)	Final Cleaning	\$ 830,931	100%	8,008	2,400	30%
Facade Cleaning	Kessor Industries dba Superior Labor Solutions	\$209,065			\$ -	0%			\$ -	0%	48	48	100%
Selective Demolition	Heneghan Wrecking Company, Inc.	\$250,033	E.King Construction	Trucking	\$ 5,750	2%	RW Collins Co	Tank Removal	\$ 14,418	6%	728	120	16%
Cast-in-Place Concrete	McHugh Araiza LC, LLC	\$117,778,247	Araiza Corporation (sub tier), Amysco, Inc. (sub tier)	Concrete material and installation, post tension cable material	\$ 13,025,151	11%			\$ -	0%	599,303	182,984	31%
Unit Masonry	A.L.L. Masonry Construction Co., Inc.	\$2,767,618	A.L.L. Masonry Construction Co., Inc. (prime)	Masonry	\$ 2,767,618	100%			\$ -	0%	16,731	8,366	50%
Exterior Stone Cladding	Mike Cachey Construction Co.	\$1,065,881			\$ -	0%	JB Erectors, Inc (sub tier), Gonzalez Iron Works, LLC (sub tier)	Steel Erection, steel supply	\$ -	0%	2,865	1,002	35%
Structural Steel Framing	K & K Iron Works, LLC	\$4,011,640			\$ 1,471,486	37%			\$ -	0%	9,927	1,489	15%
Metal Stairs	Meccor Industries, Ltd.	\$1,529,307	Meccor Industries, Ltd. (prime)	Metal stair handrails	\$ 1,529,307	100%			\$ -	0%	1,120	560	50%
Windscreens	Christopher Glass & Aluminum	\$1,159,050	Meccor Industries, Ltd. (sub tier) Washington Construction Co. (sub tier)	Installation of windscreens	\$ 347,715	30%			\$ -	0%	1,570	800	51%
Decorative Metal Railings	IG Commercial, Inc.	\$874,570		Handrail material supply	\$ 403,168	46%			\$ -	0%	4,259	1,064	25%
Carpentry - Tower C & Podium	Power Construction Company, LLC - Carpentry Division	\$3,211,065	General Building Supply (sub tier)	Material supply and distribution	\$ 81,000	3%			\$ -	0%	5,262	2,631	50%
Carpentry - Tower A	Meccor Industries, Ltd.	\$5,086,942	Meccor Industries, Ltd. (prime)	Tower A Carpentry	\$ 5,086,942	100%			\$ -	0%	51,542	25,771	50%
TC L01 and L10 Millwork	Steline Interior Carpentry, Inc.	\$206,850			\$ -	0%			\$ -	0%	10,006	5,200	52%
TA L01 and L10 Millwork	Bernhard Woodwork	\$1,444,558			\$ -	0%	Bernhard Woodwork (prime)	Tower A L01 and L10 millwork fabrication and installation	\$ 1,444,558	100%	3,431	1,716	50%
Traffic Coatings	Kedmont Waterproofing Co., Inc.	\$7,348,555			\$ -	0%	Kedmont Waterproofing Co., Inc. (prime)	Roofing and traffic coatings	\$ 7,348,555	100%	41,225	21,222	51%
Sprayed (Thermal) Insulation	Biofoam, Inc.	\$363,141			\$ -	0%	Biofoam, Inc. (prime)	Spray foam insulation	\$ 363,141	100%	1,533	752	49%
Metal Wall Panels	All American Exterior Solutions	\$1,372,660			\$ -	0%			\$ -	0%	2,382	-	0%
Joint Sealants	TNA Sealants, Inc.	\$195,295			\$ -	0%			\$ -	0%	929	478	51%
Colling Doors and Grilles	Konematic, Inc. dba Door Systems, Inc.	\$478,376			\$ -	0%	Industrial Door Company of Chicago, Inc.		\$ -	0%	1,022	-	0%
Colling Doors and Grilles	Industrial Door Company of Chicago, Inc.	\$71,232			\$ -	0%			\$ -	0%	79	-	0%
Automatic Operators	Tee Jay Service Company	\$14,388			\$ -	0%			\$ -	0%	89	-	0%
Glazed Aluminum Curtain Walls	Chicago Heights Glass, Inc.	\$33,144,892			\$ -	0%	Bartkowski Life Safety, Corp. (sub tier)	Insulation and fire safing	\$ 300,000	1%	38,208	4,248	11%
Structural Glass Curtain Walls	Mid-States Glass & Metal, Inc.	\$8,010,307			\$ -	0%	Mid-States Glass & Metal, Inc. (prime)	Curtainwall	\$ 8,010,307	100%	19,753	3,160	16%
Sloped Glazing Assemblies	Novum Structures, LLC	\$146,940	Meccor Industries, Ltd. (sub tier)	Installation of canopy	\$ 35,266	24%			\$ -	0%	374	96	26%
Aluminum Windows	Ventana DBS, LLC	\$18,576,749			\$ -	0%			\$ -	0%	42,710	240	1%
Interior Glazing	Gateway Glazing, Inc.	\$452,598			\$ -	0%			\$ -	0%	1,346	724	54%
Gypsum Board Assemblies - Condos & Tower C	R.G. Construction Services, Inc.	\$14,687,726	General Building Supply (sub tier)	Material supply and distribution	\$ 5,875,090	40%			\$ -	0%	63,300	12,660	20%
Gypsum Board Assemblies - Podium	Power Construction Company, LLC - Carpentry Division	\$9,368,490	General Building Supply (sub tier); JLDC Construction, Inc. (sub tier)	Material supply and distribution; Podium unit drywall	\$ 2,531,000	27%			\$ -	0%	12,302	6,151	50%
Gypsum Board Assemblies - Tower A	E & K of Chicago, Inc.	\$9,095,800	General Building Supply (sub tier)	Material supply and distribution	\$ 3,638,320	40%			\$ -	0%	58,337	11,667	20%
Tiling - Tower A	Bourbon Tile & Marble, Inc.	\$7,273,219			\$ -	0%	Bourbon Tile & Marble, Inc. (prime)	Tower A tiling units, lobby, and amenity	\$ 7,273,219	100%	42,840	8,568	20%
Tiling - Tower C	Diversify + LLC	\$2,139,227	Premium Flooring Covering (sub tier)	Flooring materials	\$ 641,768	30%			\$ -	0%	12,193	4,880	40%
Wood Flooring	Contract Flooring Service Co., Inc.	\$3,131,776	American Floor Company (sub tier)	Flooring	\$ 2,662,010	85%			\$ -	0%	10,717	-	0%
Resilient Flooring	Escorza Tile, Inc. dba Escorza Flooring	\$4,226,071	Escorza Tile, Inc. dba Escorza Flooring (prime)	Flooring	\$ 4,226,071	100%			\$ -	0%	23,954	12,832	54%
Terrazzo Flooring	Menconi Terrazzo, LLC	\$72,785			\$ -	0%			\$ -	0%	477	-	0%
Painting and Wall Coverings - Podium	The Matan Group dba Matan Painting & Decorating, Ltd.	\$857,516			\$ -	0%			\$ -	0%	7,244	3,704	51%
Painting and Wall Coverings - Tower C & Tower A Apartments	All-Tech Decorating Company	\$2,621,505	KDK Decorators (sub tier)	Painting	\$ 262,500	10%			\$ -	0%	17,910	8,848	49%
Painting and Wall Coverings - Condos	Ascher Brothers Company, Inc.	\$1,219,130	Paniagua Group, Inc. (sub tier)	Painting	\$ 121,913	10%			\$ -	0%	18,687	9,344	50%
Tenant Signage Installation	Doyle Signs, Inc.	\$177,509			\$ -	0%	Stevenson Crane Service, Inc. (sub tier)	Crane Hoisting	\$ 8,875	5%	758	400	53%
Signage	Poblocki Sign Company, LLC	\$246,987			\$ -	0%			\$ -	0%	388	-	0%
Tab and Shower Doors	Contract Mirror and Supply LLC	\$1,411,785			\$ -	0%			\$ -	0%	5,891	-	0%
Wire Mesh Storage Lockers	GCS Supply, LLC	\$596,287			\$ -	0%			\$ -	0%	48	28	58%
Wardrobe and Closet Specialties	Euroview Enterprises, LLC	\$122,000			\$ -	0%			\$ -	0%	336	192	57%

One Chicago
MBE/WBE/Residency Subcontractor Participation Tracking

Parking Control Equipment	Automated Parking Technologies	\$321,231			\$ -	0%			\$ -	0%	225	120	53%
Window Treatments	Power Construction Company, LLC - Carpentry Division	\$1,911,855	General Building Supply (sub tier)	Material supply and distribution	\$ 96,000	5%			\$ -	0%	2,200	1,100	50%
Stone Countertops	GI Stone DBA Granite Innovation, Inc.	\$3,156,144	Granite Innovation (prime)	Stone countertops	\$ 3,156,144	100%			\$ -	0%	6,396	3,198	50%
Stone Consulting	Stone Shield Inc	\$125,000	Stone Shield Inc (prime)	Stone countertop consulting	\$ 125,000	100%			\$ -	0%	60	-	0%
Facility Chutes	American Chute LLC	\$364,825			\$ -	0%	DRS Installers (sub tier)	Trash chute installation	\$ 43,260	12%	308	-	0%
Fire Suppression	Johnson Controls, Inc.	\$7,263,736	Profasts, Inc. (sub tier)	Fire protection material and labor	\$ 363,187	5%			\$ -	0%	27,465	6,960	25%
Plumbing	Ewing Doherty Mechanical, Inc.	\$22,089,701	Drive Construction, Inc. (sub tier)	Plumbing material and labor	\$ 2,208,970	10%			\$ -	0%	118,884	23,152	19%
Heating, Ventilation, and Air-Conditioning	F. E. Moran, Inc.	\$27,101,410	KRK Mechanical, Inc. (sub tier), Command Mechanical Group (sub tier) Ochoa Mechanical Group LLC (sub tier)	Radiant heating PEX tube install, mechanical labor install for heat pumps, mechanical materials	\$ 5,420,282	20%			\$ -	0%	97,105	19,480	20%
Electrical (Core & Shell)	Gurtz Electric Company	\$25,078,697	Torch Electric Co. (sub tier), Ampere Electric Co. (sub tier), B3 Integrated Solutions, Inc. (sub tier), Mercromme, Inc. (sub tier), Wolf Electric (sub tier)	Switchgear supply, electrical work, electrical supply	\$ 4,971,472	20%	Everlights (sub tier), Evergreen Supply Company (sub tier), RIL Group, Inc. (sub tier), Stevenson Crane Service, Inc. (sub tier)	Lighting fixture supply, material supply, electrical work, crane hoisting	\$ 1,253,935	5%	145,740	15,344	11%
Electrical (Unit Buildouts)	Huen Electric, Inc.	\$14,572,333	Wolf Electric (sub tier)	wire, wiring devices, lighting fixtures, and floor boxes supply	\$ 1,457,233	10%	Everlights (sub tier)	Lighting fixture supply	\$ 437,170	3%	67,821	12,874	19%
Electrical Design - Whole Foods	Engineering Plus, LLC	\$10,323			\$ -	0%			\$ -	0%	80	-	0%
Temporary Street Lighting	City Lights, Ltd.	\$440,525	City Lights, Ltd. (prime)	Street Lighting	\$ 440,525	100%			\$ -	0%	1,812	808	45%
Structured Cable	Titan Electric, LLC	\$1,315,667			\$ -	0%			\$ -	0%	14,939	7,520	50%
Electronic Access Control and Intrusion Detection	M&R Electronic Systems, Inc	\$40,000			\$ -	0%			\$ -	0%	1,200	-	0%
Security	G4S Secure Integration, LLC	\$488,962	Level-1 Global Solutions, LLC (sub tier)	Security	\$ 146,689	30%			\$ -	0%	2,030	976	48%
Earth Moving	Lindahl Brothers, Inc.	\$8,775,821	Truck King Hauling Contractors Inc. (sub tier)	Trucking	\$ 3,510,328	40%			\$ -	0%	24,066	11,856	49%
Drilled Caissons - Case / Hayward Baker	Case Foundation Company	\$756,000	Two in One Contractors (sub tier), Certified Construction Services, LLC (sub tier)	Guide Wall Installation	\$ 756,000	100%			\$ -	0%	51,323	25,088	49%
Asphalt Paving	Beverly Asphalt Paving Company, Inc.	\$206,358			\$ -	0%			\$ -	0%	260	130	50%
Curbs, Gutters, Sidewalks, and Driveways	CSI3000, Inc.	\$350,552	CSI3000, Inc. (prime)	Concrete flatwork	\$ 350,552	100%			\$ -	0%	4,711	2,384	51%
Planting	Twin Oaks Landscaping, Inc.	\$642,120			\$ -	0%	JM Irrigation (sub tier), Imagine Nation (sub tier), Mack Construction Services LLC (sub tier), Kabin Cartage (sub tier)	irrigation install, material supply, trucking of material	\$ 141,266	22%	1,649	825	50%
Security Guards	Kates Detective & Security Agency, Inc	\$33,384	Kates Detective & Security Agency, Inc. (prime)	site security watchmen services	\$ 33,384	100%			\$ -	0%	1,367	1,367	100%
Totals		\$ 416,517,384			\$68,712,491	16.5%			\$ 27,734,655	6.7%	1,826,782	513,476	28.1%

Submission Date:

Submission Step:

Project Name : 237 N Aberdeen

Project Address: 237 N Aberdeen Street, Chicago, IL, 60607

CSI Code	Trade	Subcontractor	Contract Value	MBE Prime/Tier Subcontractor(s)	MBE Scope	MBE	MBE Value	WBE Prime/Tier Subcontractor(s)	Scope	WBE Dollar Value Included	WBE Value	Hours	Chicago Resident Hours	Chicago Residency %
32 16 00	Asphalt	Abbey Paving Company, Inc.	\$ 94,225			\$ -	0%			\$ -	0%	35	9	26%
03 00 00	Concrete	Adjustable Concrete Construction	\$ 7,892,957	Amsysco, WD3	Engineering, supply	\$ 293,512.00	4%	Ambar	Rebar supply	\$ 938,080.00	12%	27889	10308	37%
06 40 00	Millwork - Furnish only	ALX Raw Inc.	\$ 52,909			\$ -	0%			\$ -	0%	0	0	N/A
08 11 13	D/F/H - Furnish only	American Building Services	\$ 240,870			\$ -	0%			\$ -	0%	0	0	N/A
07 42 13	Metal Panels	American Igloo Builders	\$ 206,481			\$ -	0%	American Igloo		\$ 206,481.00	100%	425	221	52%
08 33 00	Overhead Door	Anagnos Door Company	\$ 23,807			\$ -	0%			\$ -	0%	50	0	0%
03 83 00	Concrete Polish	Artlow Systems, Inc.	\$ 20,097			\$ -	0%			\$ -	0%	0	0	0%
07 50 00	Roofing	Bennett & Brosseau Roofing, Inc.	\$ 754,925	Garth Building Products	Roofing material supply	\$ 127,940.00	17%	Omni, Atrium, Stevenson	Landscaping, crane services	\$ 111,474.00	15%	1769.5	883.25	50%
09 30 00	Tile / Countertops	Bourbon Tile & Marble, Inc.	\$ 284,500			\$ -	0%	Prime		\$ 142,250.00	50%	1408	43.5	3%
26 80 00	Street Lights	City Lights, Ltd.	\$ 46,375			\$ -	0%			\$ 46,375.00	100%	154.5	64.5	42%
01 99 23	Hiring Consultant	Communities Empowered Through Construction	\$ 20,000	Prime		\$ 20,000.00	100%			\$ -	0%			N/A
01 71 23	Final Clean	Construction Cleaning Company, Inc.	\$ 59,950			\$ -	0%	Prime		\$ 59,950.00	100%	0	0	0%
12 20 00	Window Treatments	Contract Decor, Inc.	\$ 207,078			\$ -	0%			\$ -	0%	0	0	0%
09 91 00	Paint	Demos Painting & Decorating, Inc.	\$ 140,290			\$ -	0%	C&G Supply	Paint Supplier	\$ 14,000.00	10%	480	120	25%
01 60 69	Temporary Protective Walkways	Designed Equipment Corp.	\$ 51,908			\$ -	0%			\$ -	0%	261	20	8%
22 00 00	Plumbing	Ewing-Doherty Mechanical, Inc.	\$ 1,069,146	E. King	Trucking	\$ 4,800.00	0%	Bartowski	Firestop and insulation	\$ 45,800.00	4%	4701	620	13%
10 28 13	Division 10/12 Furnish/Installation	GCS Supply, LLC	\$ 150,603			\$ -	0%			\$ -	0%	227	0	0%
33 10 00	Utilities	Harrington Site Services Company	\$ 171,447			\$ -	0%			\$ 171,447.00	100%	1122	333	30%
23 30 00	HVAC	Helm Mechanical	\$ 2,165,981	Chicago Pipe and Boiler	Supplier	\$ 511,185.00	24%	Hilco Distributing	Supplier	\$ 113,000.00	5%	6396.25	1214	19%
04 20 00	Masonry	J. and E. Duff Inc.	\$ 1,514,737	Elston Materials, Garth Building Products	CMU supplier, masonry accessories supplier	\$ 192,000.00	13%			\$ -	0%	9068.5	2998	33%
01 71 23	Surveying	James, Schaeffer & Schimming, Inc.	\$ 2,920			\$ -	0%			\$ -	0%	0	0	0%
07 18 00	Waterproofing	Kedmont Waterproofing Co., Inc.	\$ 119,128			\$ -	0%	Prime		\$ 119,128.00	100%	638.5	318	50%
31 63 26	Caissons / Structural Bracing	Keller North America, Inc	\$ 1,057,321	Two in One	Underpinning	\$ 63,439.26	6%			\$ -	0%	2925	406.5	14%
26 00 00	Electrical	Maron Electric Company	\$ 2,764,528	IMC Connect, Pure Electric	Fixtures & Controls, Switchgear/VFDs	\$ 741,777.00	27%	Evergreen Supply	Generator, fixtures supplier	\$ 160,612.00	6%	13985.5	4166	30%
08 44 13	Glazing	Northern Glass Inc.	\$ 4,749,939			\$ -	0%			\$ -	0%	1897	8	0%
14 20 00	Elevator	Otis Elevator Company	\$ 1,071,960			\$ -	0%			\$ -	0%	3070.75	594.5	19%
10 14 00	Signage	Poblocki Sign Company LLC	\$ 16,295			\$ -	0%			\$ -	0%	0	0	0%
N/A	General Contractor	Power Construction Company, LLC	\$ 1,740,393			\$ -	0%			\$ -	0%	4682	324	7%
06 00 13	Rough Carpentry	Power Construction Company, LLC - Carpentry Div.	\$ 1,420,735			\$ -	0%			\$ -	0%	8188	930	11%
11 24 23	Window Washing Equipment - Furnish Only	Pro-Bel USA Inc.	\$ 81,850			\$ -	0%			\$ -	0%	0	0	0%
01 71 23	Surveying	Professionals Associated Co	\$ 57,295			\$ -	0%	Prime		\$ 57,295.00	100%	396	164	41%

05 50 00	Miscellaneous Metals	Ralph H. Simpson Co.	\$ 717,052	JB Erectors	Installation	\$ 215,115.00	30%			\$ -	0%	1651	1552	94%
07 81 00	Spray Insulation / Fireproofing	Spray Insulations, Inc.	\$ 43,550			\$ -	0%			\$ -	0%	200	16	8%
01 76 13	On-site Security	T&I Security	\$ 33,085	Prime		\$ 33,085.00	100%			\$ -	0%	1378	1378	100%
31 20 00	Excavation	Taylor Excavating & Construction, Inc.	\$ 662,681	J. Ave Development	Trucking	\$ 145,340.00	22%			\$ -	0%	165.25	113.5	69%
07 18 00	Joint Sealants	TNA Sealants, Inc.	\$ 5,000			\$ -	0%			\$ -	0%	0	0	0%
32 16 00	Site Concrete	Twenty Eleven Construction	\$ 138,050	Prime		\$ 138,050.00	100%			\$ -	0%	0	0	0%
21 00 00	Fire Protection	United States Alliance Fire Protection, Inc.	\$ 563,078	Profast, World Class Fire Protection	Standpipe supply, material supply	\$ 82,031.00	15%			\$ -	0%	1612	1238	77%
01 60 66	Temporary Fencing	Unity Fencing Company	\$ 62,165	Prime		\$ 62,165.00	100%			\$ -	0%	88.00	29.00	33%
01 51 13	Temporary Hoist	USA Hoist Company, Inc.	\$ 165,850			\$ -	0%			\$ -	0%	379.5	184	48%
02 22 13	Photo Documentation	Wiss, Janney, Elstner Associates, Inc.	\$ 62,100			\$ -	0%			\$ -	0%	0	0	0%
			\$ 30,703,261			\$ 2,630,439.26				\$ 2,185,892.00				

8.567%

7.1%

29.7%

MBE	Work	Materials	Contract Value
Electrical Resource Management (ABCO Electric)		Electrical	17,933
Elston Materials (C. Szabo Contracting)		Demolition	8,905
MVP Trucking (JP Hopkins)	Trucking		4,578
Petromex (JP Hopkins)		Fuel	3,080
RAM Fire Protection	Fire Protection System		302,380
Safeway Construction	GC Labor		182,849
Sanchez Paving	Asphalt Paving		396,755
Schmidt Steel (Kingery)	Steel Installation		172,572
T&N Chicago (JP Hopkins)		Water/Sewer	27,083
TWFJ, Inc. (JP Hopkins)	Trucking		25,753
			\$ 1,141,888
Pan American Construction Services	Concrete & Grading		1,095,670
			\$ 2,237,558

WBE	Work	Materials	Contract Value
C&G Construction Supply (JP Hopkins)		Storm Trap	222,040
Tandem Ventures	Compliance Consulting		82,143
Garth Building Products (Sullivan Roofing)		Roofing	183,473
C&G Construction Supply (MVP Plumbing)		Plumbing	30,600
C&G Construction Supply (Service Mechanical)		HVAC	28,973
			\$ 547,229

Actual percentages based on denominator structures

		MBE	WBE
Initial Construction Budget	\$ 9,819,983	11.63%	5.57%
Adjusted Budget (+ add and deductive CO's)	\$ 11,488,895	9.94%	4.76%
Adjusted Budget (- Precast & Aggregate Piers)	\$ 9,834,889	11.61%	5.56%

Actual percentages based on denominator structures w/Pan American

		MBE	WBE
Initial Construction Budget	\$ 9,819,983	22.79%	5.57%
Adjusted Budget (+ add and deductive CO's)	\$ 11,488,895	19.48%	4.76%
Adjusted Budget (- Precast & Aggregate Piers)	\$ 9,834,889	22.75%	5.56%

PROJECT ADDRESS
PROJECT WARD

2614 N Emmett
35

MBE/WBE SUBCONTRACTORS	MBE VS WBE	SCOPE OF WORK	TOTAL SUBCONTRACT VALUE	% OF TPC	TOTAL PROJECT COST (TPC)
A2 Landscaping	WBE	landscaping	\$367,411.01	1.64%	\$22,342,536.00
Amberleaf	MBE	cabinet vendor	\$238,088.01	1.07%	\$22,342,536.00
Ashlaur Construction	MBE	flooring, wood stairs, ceramic tiling	\$771,599.99	3.45%	\$22,342,536.00
Certified Construction	WBE	surveyors	\$17,010.00	0.08%	\$22,342,536.00
CR Schmidt	WBE	paving	\$73,200.00	0.33%	\$22,342,536.00
Durango Painting	MBE	painting	\$705,082.00	3.16%	\$22,342,536.00
DW Mechanical	WBE	plumbing	\$1,783,319.00	7.98%	\$22,342,536.00
Frank's masonry	MBE	masonry	\$74,732.01	0.33%	\$22,342,536.00
Ibuilders	MBE	drywall	\$2,177,977.00	9.75%	\$22,342,536.00
JLL Construction	MBE	earthwork	\$168,037.01	0.75%	\$22,342,536.00
Ortiz (hth)	MBE	plumbing	\$1,060,475.00	4.75%	\$22,342,536.00
JM Polcurr	MBE	electrical	\$3,221,199.00	14.42%	\$22,342,536.00
Ram Fire Protection	MBE	fire protection	\$400,766.00	1.79%	\$22,342,536.00
Window Treatments, Inc	WBE	window treatment and shelving	\$164,950.01	0.74%	\$22,342,536.00
Total	-	-	\$11,223,846.02	50.24%	\$22,342,536.00

Ogden Commons MBE Summary

2652 W. Ogden Avenue					
MBE/WBE Hard Construction Costs		\$	14,994,874		
City of Chicago Requirements			Goal - not required	CoC Reqs w/owner contingency	
MBE Certification	26.00%	\$	3,898,667	30.00%	\$ 4,498,462
Contractor's Let					
MBE Requirement					
Subcontractors Awarded	Certification	%	Final Contract Value	Total M/W/DBE	AWARDED (Y/N)
Unity Fencing	MBE	100.00%	\$50,000.00	\$50,000.00	y
Stalworth		0.00%	\$215,150.00	\$0.00	y
Livewire	MBE	100.00%	\$30,404.00	\$30,404.00	y
Synergy		0.00%	\$1,556,680.00	\$0.00	y
Metropolitan	MBE	100.00%	\$531,179.08	\$531,179.08	y
US Architectural Glass & Metal	MBE	100.00%	\$1,276,249.00	\$1,276,249.00	y
Market Contracting Company	MBE	100.00%	\$889,007.40	\$889,007.40	y
Warren Thomas		0.00%	\$392,761.00	\$0.00	y
Thomas Mechanical	MBE	100.00%	\$180,670.00	\$180,670.00	y
Advance Mechanical		0.00%	\$1,771,916.00	\$0.00	y
RD's HVAC	MBE	100.00%	\$720,246.82	\$720,246.82	y
WBF Masonry	MBE	100.00%	\$391,414.77	\$391,414.77	y
Cardinal State, LLC	MBE	100.00%	\$432,586.05	\$432,586.05	y
Ashlaur Construction	MBE	100.00%	\$129,741.00	\$129,741.00	y
iBuilders	MBE	100.00%	\$27,221.71	\$27,221.71	y
LB Hall	MBE	100.00%	\$152,225.88	\$152,225.88	y
KLM		0.00%	\$159,819.00	\$0.00	y
World Class Fire Protection	MBE	100.00%	\$54,815.00	\$54,815.00	y
Sanchez Paving	MBE	100.00%	\$110,061.25	\$110,061.25	y
Pest Pros	MBE	100.00%	\$5,285.00	\$5,285.00	y
Community Playlot	MBE	100.00%	\$32,553.63	\$32,553.63	y
				\$5,013,660.59	
Let Subcontractor's Suppliers					
MBE Requirement					
Subcontractor Suppliers	Certification	%	Contract	Total M/W/DBE	
Total MBE Certification w/ Awarded Subcontractors				\$5,013,660.59	
Total MBE Certification w/ Awarded Suppliers				\$0.00	
Total MBE Certification Required				\$3,898,667.24	
Total Contract Percentage as MBE				33.43%	

2801 S. Ashland Ave.
MWBE Spreadsheet

	MBE	WBE	VBE	WBE \$	MBE \$	%	TOTAL Contract \$
2200 Zerene - Excavation [REDACTED] Link Resources		X		\$29,425.00			\$511,301.00
2500 Beverly Asphalt - Asphalt [REDACTED] Tate Transport	X				\$20,500.00		\$132,116.00
2700 CJ Erickson - Site Utilities [REDACTED] E. King Const. Co, Inc.	X	X			\$11,873.00		\$239,889.00
2830 Durabilt Fence [REDACTED] MBE Construction Materials	X				\$124,704.00		\$124,704.00
2900 Atrium Landscaping - Landscaping [REDACTED] Atrium Inc.		X		\$199,535.00		100	\$199,535.00
3300 Martin Cement - Concrete [REDACTED] Two in One Contractors	X				\$31,312.00		\$760,663.00
4200 Midwest Masonry - Masonry [REDACTED] Elston Materials, LLC	X				\$24,700.00		\$95,800.00
7200 American Igloo Builders - IMP [REDACTED] American Igloo Builders		X		\$72,744.70		100	\$72,744.70
7212 American Igloo Builders - Floor Insulation [REDACTED] American Igloo Builders		X		\$14,922.89		100	\$14,992.89
7500 Sullivan Roofing - Roofing [REDACTED] Garth Building Products	X				\$60,496.01		\$319,720.00
8360 House of Doors - Overhead Doors [REDACTED] Tir-State Enterprises, Inc.	X				\$0.00		\$29,262.00
9250 Caliber Const. - Drywall [REDACTED] Vernate Construction			X	\$20,718.64			\$157,042.00

PROJECT ADDRESS
PROJECT WARD

320 S Canal St
34

MBE/WBE SUBCONTRACTORS	MBE VS WBE	SCOPE OF WORK	TOTAL SUBCONTRACT VALUE	% OF TPC	TOTAL PROJECT COST (TPC)
MVP Security	MBE	Security	\$188,705.00	0.05%	\$344,292,392.00
Bartkowski Life Safety Corp	WBE	Insulation and fire safing	\$2,000,000.00	0.58%	\$344,292,392.00
Jewel Construction Company, Inc.	MBE	Drywall	\$3,688,930.00	1.07%	\$344,292,392.00
Certified Construction Services	WBE	Surveying	\$135,000.00	0.04%	\$344,292,392.00
Raimonde Drilling	WBE	Steel casing	\$91,080.00	0.03%	\$344,292,392.00
W.R. Weis	WBE	Precast installer	\$702,171.00	0.20%	\$344,292,392.00
Royal Sheet Metal	MBE	Siding	\$60,000.00	0.02%	\$344,292,392.00
Kedmont Waterproofing	WBE	Roofing and waterproofing	\$2,898,495.00	0.84%	\$344,292,392.00
Certified Construciton Services	MBE	Concrete engineering	\$120,000.00	0.03%	\$344,292,392.00
		Pumping and equipment			
Anderson Concrete	WBE	rental	\$703,000.00	0.20%	\$344,292,392.00
Ambar, Inc.	WBE	Rebar	\$5,702,838.00	1.66%	\$344,292,392.00
New Horizon Steel	MBE	Metal Decking	\$3,000,000.00	0.87%	\$344,292,392.00
		Material and equipment			
Premium Floor Covering, Inc	MBE	supply for tile & VCT	\$605,675.00	0.18%	\$344,292,392.00
CSI 3000	MBE	Site Concrete, asphalt	\$2,292,333.00	0.67%	\$344,292,392.00
Chicago Cut Concrete Cutting Inc.	WBE	Coring	\$161,820.00	0.05%	\$344,292,392.00
Garces Contractors, LLC	MBE	Site Utilities	\$88,661.00	0.03%	\$344,292,392.00
Falls Mechanical Insulation	MBE	Plumbing insulation	\$147,600.00	0.04%	\$344,292,392.00
		Base building switchgear,			
Taylor Electric Co./Live Wire	MBE	BMO switchgear	\$1,830,963.00	0.53%	\$344,292,392.00
		Front/Back of house lighting,			
Everlights	WBE	network lighting controls	\$1,323,244.00	0.38%	\$344,292,392.00
Wolf Electric Supply	MBE	Daily Material	\$4,500,000.00	1.31%	\$344,292,392.00
		ComEd Temporary			
Intren	WBE	Digging/Setting Equipment	\$53,385.00	0.02%	\$344,292,392.00
		Base Building Generator, Base			
		Building ATS/MTS/Load Bank,			
Evans Electric	MBE	BMO Generator	\$752,305.00	0.22%	\$344,292,392.00
Ortiz Contracting Group	MBE	Ventilation	\$2,974,596.00	0.86%	\$344,292,392.00

CT Mechanical	WBE	Sheet Metal Equipment and Material	\$1,039,599.00	0.30%	\$344,292,392.00
TOTAL		-	\$35,060,400.00	10.18%	\$344,292,392.00

3420-3430 N California

ComEd Chicago North Office, Warehouse & Site DIVERSITY TABLE

Date: 17-Jun-19



TIER 1		TIER 2		TOTAL		City of Chicago	33rd WARD
MBE	WBE	MBE	WBE	MBE	WBE		
11.2%	0.0%	49.6%	14.8%	60.8%	14.8%		
11.2%		64.4%		75.6%			

**Percentage of Awarded Subcontracts to Date

	CONTRACT	SUB NAME	MBE	WBE	MBE	WBE	MBE	WBE		
00	General Conditions & Reimbursables	SBP	\$ 6,085,445	\$ -	\$ -	\$ -	\$ 6,085,445	\$ -		
01	Temporary Construction	SBP	\$ 306,689	\$ -	\$ -	\$ -	\$ 306,689	\$ -		
03	Precast Concrete - Structural (w/o tax)	ATMI	\$ 1,055,880	\$ -	\$ -	\$ -	\$ -	\$ -		
03	Cast in Place Concrete	Scale	\$ 2,953,153	\$ -	\$ 2,953,153	\$ -	\$ 2,953,153	\$ -		
03	Glass Fiber Reinforced Concrete Wall Panels	Cleveland Marble	\$ 1,140,000	\$ -	\$ -	\$ -	\$ -	\$ -		
05	Structural Steel	Munster	\$ 5,434,058	\$ -	\$ 2,146,557	\$ 3,287,501	\$ 2,146,557	\$ 3,287,501		
05	Miscellaneous Metal	Specialty	\$ 535,929	\$ -	\$ 102,277	\$ -	\$ 102,277	\$ -		
06	Finish Carpentry	Accurate	\$ 740,960	\$ -	\$ -	\$ -	\$ -	\$ -		
07	Roofing, Pavers, Flashings, Accessories	Metalmaster	\$ 1,656,536	\$ -	\$ 406,172	\$ -	\$ 406,172	\$ -	25%	
07	Terra Cotta Rainscreen	ALL Masonry	\$ 979,325	\$ -	\$ 979,325	\$ -	\$ 979,325	\$ -	50%	
07	Waterproofing	Kedmont	\$ 29,812	\$ -	\$ -	\$ 14,906	\$ -	\$ 14,906		
07	Metal Panels	Tuschall	\$ 508,000	\$ -	\$ 85,372	\$ -	\$ 85,372	\$ -		
07	Spray Fireproofing	LB Hall	\$ 139,911	\$ -	\$ 139,911	\$ -	\$ 139,911	\$ -		
07	Air-Vapor Barrier	IWS	\$ 85,000	\$ -	\$ -	\$ -	\$ -	\$ -		
08	Metal & Wood - doors, frames, hardware	LaForce	\$ 458,607	\$ -	\$ -	\$ -	\$ -	\$ -		
08	Exterior Storefront, Curtainwall	Alliance	\$ 4,157,075	\$ -	\$ 207,656	\$ -	\$ 207,656	\$ -		
08	Interior Glazing	Alliance	\$ 253,435	\$ -	\$ -	\$ -	\$ -	\$ -		
08	Overhead Doors & Loading Dock Equipment	Fairborn	\$ 212,811	\$ -	\$ -	\$ -	\$ -	\$ -		
09	Drywall & Rough Carpentry	Toro	\$ 2,756,556	\$ -	\$ 2,756,556	\$ -	\$ 2,756,556	\$ -		
09	Acoustic Ceilings	Pinto	\$ 439,345	\$ -	\$ 439,345	\$ -	\$ 439,345	\$ -		
09	Resilient Flooring	Mr. David's	\$ 442,806	\$ -	\$ -	\$ -	\$ -	\$ -		
09	Hard Tile	QC Enterprises	\$ 350,865	\$ -	\$ -	\$ 350,865	\$ -	\$ 350,865		
09	Paint & Coatings	Durango	\$ 374,017	\$ -	\$ 374,017	\$ -	\$ 374,017	\$ -		
09	Fluid Applied Flooring - Warehouse	Artlow	\$ 66,419	\$ -	\$ -	\$ -	\$ -	\$ -		
09	Fluid Applied Flooring - Office	Barrier	\$ 46,979	\$ -	\$ -	\$ -	\$ -	\$ -		
10	Toilet Partitions, Accessories & Lockers	American Metal	\$ 163,738	\$ -	\$ 163,738	\$ -	\$ 163,738	\$ -		
10	Signage	Art Dose	\$ 45,930	\$ -	\$ -	\$ 45,930	\$ -	\$ 45,930		
11	Residential Appliances	ABT	\$ 10,310	\$ -	\$ -	\$ -	\$ -	\$ -		
11	Fall Protection Equipment	Tractel	\$ 68,500	\$ -	\$ -	\$ -	\$ -	\$ -		
12	Roller Shades (office)	Interior Concepts	\$ 146,500	\$ -	\$ -	\$ -	\$ -	\$ -		
13	Pre-fab Guard Booth	Par-Kut Intl	\$ 23,711	\$ -	\$ -	\$ -	\$ -	\$ -		
14	Elevators	Schindler	\$ 328,600	\$ -	\$ -	\$ -	\$ -	\$ -		
21	Sprinkler System	RAM FP	\$ 531,000	\$ -	\$ 531,000	\$ -	\$ 531,000	\$ -		
22	Plumbing	D.A.M.	\$ 1,255,781	\$ -	\$ 615,310	\$ -	\$ 615,310	\$ -		
23	HVAC	CT	\$ 4,194,423	\$ -	\$ -	\$ 4,194,423	\$ -	\$ 4,194,423		
26	Electrical Service	Sonoma	\$ 11,447,891	\$ -	\$ 11,447,891	\$ -	\$ 11,447,891	\$ -		
31	Misc. Demo	Alpine	\$ 40,200	\$ -	\$ -	\$ 40,200	\$ -	\$ 40,200		
31	Excavation & Site Utilities	Reyes	\$ 4,122,540	\$ -	\$ 4,122,540	\$ -	\$ 4,122,540	\$ -		
31	Surveying	DLZ	\$ 61,679	\$ -	\$ 61,679	\$ -	\$ 61,679	\$ -		
32	Asphalt Paving	Beverly	\$ 487,380	\$ -	\$ 70,186	\$ -	\$ 70,186	\$ -		
32	Interior Mesh Partitions	Standard Wire	\$ 365,491	\$ -	\$ -	\$ -	\$ -	\$ -		
32	Decorative Metal Fence	BarTech	\$ 507,700	\$ -	\$ 507,700	\$ -	\$ 507,700	\$ -		
32	Concrete Paving, Sidewalk, Gutters	Scurto	\$ 871,751	\$ -	\$ -	\$ -	\$ -	\$ -		
32	Landscaping	Atrium	\$ 514,839	\$ -	\$ -	\$ 514,839	\$ -	\$ 514,839		
	Environmental Assessments	Pepper Environ	\$ 10,562	\$ -	\$ -	\$ -	\$ -	\$ -		
	QC Testing	DLZ	\$ 73,886	\$ -	\$ 73,886	\$ -	\$ 73,886	\$ -		
	QC Testing	GSG	\$ 59,475	\$ -	\$ 59,475	\$ -	\$ 59,475	\$ -		
	QC Testing	Desgn Consilt Eng	\$ 25,000	\$ -	\$ 25,000	\$ -	\$ 25,000	\$ -		
	Stair Tower	Gilco	\$ 9,648	\$ -	\$ -	\$ -	\$ -	\$ -		
	Storage Shelving	Koppco	\$ 292,250	\$ -	\$ -	\$ -	\$ -	\$ -		
	Final Cleaning	Superior Lab Sol.	\$ 10,850	\$ -	\$ 10,850	\$ -	\$ 10,850	\$ -		
	AWARDED/COMMITTED TO DATE		\$ 56,879,248							
0	Uncommitted Line Items									
	Precast Concrete Benches		\$ 36,000							
	Site Furnishings		\$ 58,894							
	Appliances - Office		\$ 30,690							
	TOTAL		\$ 57,004,832	\$ 6,392,134	\$ -	\$ 28,279,596	\$ 8,448,664	\$ 34,671,730	\$ 8,448,664	

thru OCO#13

Total Project Cost	\$111,294,075.61
Total MBE	5.0%
Total WBE	5.0%
Total City Residency	26.2%

Trade	Subcontractor	Contract Value	MBE %	MBE \$	WBE %	WBE \$	City Residency %	City Residency \$
Appliances	Abt Electronics	\$2,468,122.00	0%	\$0.00	0%	\$0.00	20%	\$493,624.40
Permanent Fencing	Action Fence Contractors, Inc	\$17,338.00	0%	\$0.00	0%	\$0.00	0%	\$0.00
Bentonite Waterproofing	All Sealants	\$31,736.19	26%	\$8,251.41	6%	\$1,904.17	50%	\$15,868.10
Metal Panels	ALL American Commercial Roofing, Inc.	\$1,138,325.00	0%	\$0.00	0%	\$0.00	0%	\$0.00
Trash Chutes	American Chute LLC	\$125,272.00	0%	\$0.00	0%	\$0.00	0%	\$0.00
Fireplaces	American Heritage Fireplace, Inc.	\$72,664.00	0%	\$0.00	0%	\$0.00	0%	\$0.00
Mechanical	AMS Mechanical Systems	\$9,160,125.98	5%	\$458,006.30	0%	\$0.00	50%	\$4,580,062.99
Interior Glazing	Architectural Glass Works	\$226,092.00	0%	\$0.00	0%	\$0.00	0%	\$0.00
Window Treatments	AVDG LLC	\$680,790.00	0%	\$0.00	0%	\$0.00	0%	\$0.00
Shower & Toilet Enclosures	BathXcessories	\$524,480.33	0%	\$0.00	0%	\$0.00	50%	\$262,240.17
Millwork	Bernhard Woodwork	\$965,451.00	0%	\$0.00	0%	\$0.00	0%	\$0.00
Asphalt Paving	Beverly Asphalt Paving CO	\$88,000.00	0%	\$0.00	0%	\$0.00	0%	\$0.00
Electrical	Bonus Electric Co. LLC	\$10,215,871.76	10%	\$1,021,587.18	6%	\$612,952.31	0%	\$0.00
Drilled Caissons	Case Foundation Company	\$2,375,000.00	0%	\$0.00	2%	\$47,500.00	0%	\$0.00
Stone Countertops	Chicago Marble & Granite Co.	\$1,802,312.00	0%	\$0.00	0%	\$0.00	30%	\$540,693.60
Street Light Restoration	City Lights Ltd.	\$39,926.00	100%	\$39,926.00	100%	\$39,926.00	0%	\$0.00
Window Wall Install	CK2 Contracting	\$5,333,813.00	0%	\$0.00	0%	\$0.00	50%	\$2,666,906.50
Exterior Window Cleaning	Construction Cleaning Company	\$49,505.00	0%	\$0.00	100%	\$49,505.00	0%	\$0.00
Supply of Doors, Frames & Hardware	Darpet	\$1,343,364.00	0%	\$0.00	0%	\$0.00	50%	\$671,682.00
Tile & Hardwood Floors	Escorza	\$2,871,974.00	50%	\$1,435,987.00	0%	\$0.00	20%	\$574,394.80
Drywall & Rough Carpentry	E&K of Chicago	\$10,179,809.25	4%	\$407,192.37	0%	\$0.00	50%	\$5,089,904.63
Plumbing	Ewing Doherty	\$7,866,197.65	10%	\$786,619.77	1%	\$78,661.98	0%	\$0.00
Site Utilities	Ewing Doherty	\$301,824.64	11%	\$33,200.71	0%	\$0.00	0%	\$0.00
Material Testing	Flood Testing Laboratories	\$318,633.14	0%	\$0.00	95%	\$302,701.48	0%	\$0.00
Flooring	Flooring Resources Corp.	\$2,026,386.00	0%	\$0.00	0%	\$0.00	5%	\$101,319.30
Fire Cabinets	Fox Valley Fire & Safety Company, Inc.	\$27,897.00	0%	\$0.00	0%	\$0.00	0%	\$0.00
Curtain Wall	Gateway Glazing	\$1,432,553.26	0%	\$0.00	0%	\$0.00	50%	\$716,276.63
Residential Elevators	Garaventa USA, Inc	\$60,654.00	0%	\$0.00	0%	\$0.00	0%	\$0.00
Concrete	Goebel Forming LLC	\$24,783,386.52	3%	\$743,501.60	16%	\$3,965,341.84	38%	\$9,417,686.88
Fire Protection	Hill Fire Protection, LLC.	\$1,814,864.00	10%	\$181,486.40	0%	\$0.00	50%	\$907,432.00
Overhead Doors	House of Doors, Inc	\$126,886.00	0%	\$0.00	0%	\$0.00	50%	\$63,443.00
Residential Casework	IMAB GROUP SPA	\$1,613,536.00	0%	\$0.00	0%	\$0.00	0%	\$0.00
Masonry	Illinois Masonry Corporation	\$3,313,027.00	5%	\$165,651.35	0%	\$0.00	25%	\$828,256.75
Surveying	James, Schaeffer, & Shimming, Inc.	\$65,370.00	0%	\$0.00	0%	\$0.00	0%	\$0.00
Roofing	Kedmont Waterproofing	\$1,623,469.75	0%	\$0.00	25%	\$405,867.44	50%	\$811,734.88
Site Concrete	LPS Pavement Company	\$91,167.00	0%	\$0.00	0%	\$0.00	0%	\$0.00
Supply of Doors, Frames & Hardware	LaForce, LLC	\$10,205.00	0%	\$0.00	0%	\$0.00	0%	\$0.00
Security Cameras	Low Voltage Solutions	\$306,221.00	3%	\$9,186.63	0%	\$0.00	50%	\$153,110.50
Painting	Matan Group	\$1,647,236.27	0%	\$0.00	0%	\$0.00	50%	\$823,618.14
Pool	Maverick	\$534,095.00	0%	\$0.00	0%	\$0.00	0%	\$0.00
Final Construction Cleaning	Midway Building Services	\$403,050.00	0%	\$0.00	0%	\$0.00	0%	\$0.00
Tempotary Fencing	Midwest Fence	\$22,039.00	0%	\$0.00	0%	\$0.00	0%	\$0.00
Singnage	Poblocki Sign Company LLC	\$100,496.00	0%	\$0.00	0%	\$0.00	0%	\$0.00
Closet Organization	Prestige Finishes & Services Inc	\$175,000.00	0%	\$0.00	0%	\$0.00	0%	\$0.00
Window Supply	Quest Window Systems Inc	\$9,887,770.53	0%	\$0.00	0%	\$0.00	0%	\$0.00
Room Dividers	RHL Enterprises LLC	\$24,864.00	0%	\$0.00	0%	\$0.00	0%	\$0.00
Environmental Remediation	RW Collins Co	\$6,006.50	0%	\$0.00	0%	\$0.00	0%	\$0.00
Misc. Metals	Ralph H. Simpson	\$1,192,914.99	0%	\$0.00	0%	\$0.00	20%	\$238,583.00
Excavation	Roy Strom Excavating & Grading Co.	\$799,877.14	30%	\$239,963.14	0%	\$0.00	0%	\$0.00
Plaster	Skyline Plastering, Inc.	\$55,730.00	0%	\$0.00	0%	\$0.00	0%	\$0.00
AV	Sound of Music & Video Systems	\$151,249.00	0%	\$0.00	0%	\$0.00	0%	\$0.00
Landscaping	Twin Oaks Landscaping, Inc.	\$648,739.71	0%	\$0.00	0%	\$0.00	30%	\$194,621.91
Concrete Construction	Vixen Construction.	\$152,758.00	20%	\$30,551.60	7%	\$10,693.06	0%	\$0.00
		\$111,294,075.61		\$5,561,111.45		\$5,515,053.28		\$29,151,460.15



4025 W Peterson

Cost of Construction

\$39,686,195.79


Subcontractor/Supplier	Type of Work to be Performed	Status of City of Chicago Certification	Dates of Work	Credit Toward SDI Goal	Credit Toward MBE Goal	Credit Toward WBE Goal
A WMBE Carpentry (Cain)	Millwork	Active	8/13/19-2/18/20	\$40,018.50	\$0.00	\$40,018.50
Abitua	Plumbing	Active	4/13/19-3/7/2020	\$1,643,904.80	\$1,643,904.80	\$0.00
Altra Builders	Metal Building	Active	10/27/19-3/8/20	\$158,414.00	\$0.00	\$158,414.00
Anagnos Door	Overhead Doors	Active	10/20/19-2/16/20	\$203,985.00	\$0.00	\$0.00
Berger (w/out RAR)	Site Utilities	Active	12/22/18-8/8/20	\$3,636,869.97	\$0.00	\$0.00
CCJM (Epstein)	Design	Active	1/15/19-6/8/20	\$497,353.00	\$497,353.00	\$0.00
Christy Webber & Company	Landscaping	Active	8/31/19-5/2/20	\$496,247.32	\$0.00	\$496,247.32
Christy Webber (Epstein)	Design	Active	1/15/19-12/4/19	\$71,000.00	\$0.00	\$71,000.00
City Lights	Electical	Active	9/15/19-11/17/19	\$150,000.00	\$100,000.00	\$50,000.00
Cross Rhodes Reprographics	Drawing Reproduction	Active	10/18/19-6/8/20	\$10,818.18	\$0.00	\$0.00
Cushing (Epstein)	Printing Services	Active	1/15/19-5/4/20	\$12,364.34	\$0.00	\$12,364.34
Diversified	Mechanical	Active	5/12/19-1/5/20	\$2,610,642.85	\$2,610,642.85	\$0.00
Elston Materials (Jimmy Z Masonry)	Masonry	Active	6/9/19-12/22/19	\$47,936.16	\$47,936.16	\$0.00
Flood Testing Laboratories	ITL	Active	3/2/19-12/7/19	\$49,726.50	\$0.00	\$49,726.50
Industrial Fence	Temp Fence	Active	6/3/18-12/8/19	\$53,191.00	\$53,191.00	\$0.00
JEM Development (Block)	Electrical	Active	4/27/19-12/14/19	\$404,213.00	\$0.00	\$0.00
Kate's Detective & Security	Security	Active	5/25/19-2/22/20	\$120,354.89	\$120,354.89	\$0.00
LB Hall	Fireproofing	Active	6/29/19-1/25/20	\$64,797.60	\$64,797.60	\$0.00
LB Hall	Spray Insulation	Active	9/14/19-9/28/20	\$32,478.00	\$32,478.00	\$0.00
LiveWire Construction	Concrete	Active	1/20/19-4/21/19	\$450,634.57	\$450,634.57	\$0.00
M Cannon Roofing	Roofing	Active	5/11/19-5/16/20	\$1,783,300.82	\$1,783,300.82	\$0.00
Material Service Testing	ITL	Active	9/29/18-10/17/20	\$116,737.25	\$116,737.25	\$0.00
McKissack	Design/Program Mgmt.	Active	8/14/18-10/14/20	\$510,479.76	\$0.00	\$510,479.76
Metropolitan Steel	Canopy @ Storage Bins	Active	9/15/19-2/2/20	\$151,090.00	\$151,090.00	\$0.00
MIDCO (Block)	Electrical	Active	6/18/19-1/22/20	\$605,177.46	\$0.00	\$605,177.46
MS Sebastian Painting Inc.	Int. Painting	Active	9/7/19-3/21/20	\$251,579.30	\$0.00	\$251,579.30
Oui Oui Enterprises	Temp Toilets	Active	6/30/19-3/1/20	\$11,428.35	\$11,428.35	\$0.00
Petrea Collaborative (Epstein)	Expediting Services	Active	1/15/19-6/8/20	\$36,325.00	\$0.00	\$36,325.00
Petrea Collaborative	Permit Services	Active	1/13/20-10/12/20	\$4,320.00	\$0.00	\$4,320.00
Pinto Construction Group	Carpentry/Finishes	Active	5/3/19-7/31/20	\$1,844,250.56	\$1,844,250.56	\$0.00
Princeton Technical Services	Engineering Services	Active	10/1/19-4/1/20	\$108,760.00	\$108,760.00	\$0.00
RADA Architects	Permitting Services	Active	9/4/19-9/29/20	\$35,197.21	\$0.00	\$35,197.21
RAM Fire Protection	Fire Protection	Active	5/17/19-1/24/20	\$327,869.00	\$327,869.00	\$0.00
RAR, Inc. (Berger Excavating)	Excavation	Active	3/1/19-3/31/19	\$492,533.71	\$492,533.71	\$0.00
RW Collins (Crown Industries)	Fuel Stations	Active	8/10/19-8/31/19	\$30,330.00	\$0.00	\$30,330.00
Sanchez Paving	Asphalt Paving	Active	8/31/19-8/22/20	\$1,215,145.10	\$1,215,145.10	\$0.00
Schmidt (Midwestern Steel)	Steel	Active	3/10/19-4/28/19	\$681,750.00	\$681,750.00	\$0.00
Smart Elevators	Elevators	Active	9/29/19-11/17/19	\$106,763.00	\$0.00	\$106,763.00
Taylor Electric (Block)	Electrical	Active	8/25/19-3/29/20	\$1,074,602.00	\$1,074,602.00	\$0.00
Tecnica	Earthwork	Active	9/21/18-10/16/20	\$3,064,512.47	\$3,064,512.47	\$0.00
The Bartech Group	Fence/Gates/Wire Mesh.	Active	9/28/19-7/18/20	\$744,486.05	\$744,486.05	\$0.00
Vehicle Lifts & Mech Equipment (Std Industrial)	Vehicle Lifts	Active	6/22/19-2/29/20	\$200,247.88	\$200,247.88	\$0.00
VEI Solutions	Alum Storefront/ Glass/Glazing	Active	6/30/19-3/1/20	\$1,163,165.88	\$1,163,165.88	\$0.00
	TOTAL			\$25,315,000.48	\$18,601,171.94	\$2,457,942.39



4207 W 35th Place

Cost of Construction **\$32,290,819.50**

Subcontractor/Supplier	Type of Work to be Performed	Status of City of Chicago Certification	Dates of Work	Credit Toward SDI Goal	Credit Toward MBE Goal	Credit Toward WBE Goal
American Igloo Builders	Metal Wall Panels	Active	11/3/19-3/8/20	\$242,653.00	\$0.00	\$242,653.00
Anagnos Door	Overhead Doors	Active	12/15/19-3/1/20	\$167,305.00	\$0.00	\$0.00
Biofoam, Inc.	Spray Insulation	Active	7/20/19-12/21/19	\$26,250.00	\$0.00	\$26,250.00
CCJM (Epstein)	Design	Active	1/9/19-6/17/20	\$265,485.01	\$265,485.01	\$0.00
Chicago Fire Protection	Fire Protection	Active	7/28/19-4/12/20	\$311,184.00	\$0.00	\$0.00
Christy Webber (Epstein)	Design	Active	1/9/19-6/7/20	\$75,000.00	\$0.00	\$75,000.00
Cross Rhodes Reporgraphics	Drawing Reproduction	Active	7/29/19-7/8/20	\$8,138.07	\$0.00	\$0.00
CSI 3000	Ashalt Paving	Active	8/4/19-3/8/20	\$1,271,801.17	\$1,271,801.17	\$0.00
Cushing (Epstein)	Printing Services	Active	1/28/19-6/7/20	\$20,000.00	\$0.00	\$20,000.00
Design Consulting Engineers	ITL	Active	3/22/19-7/20/20	\$28,255.00	\$28,255.00	\$0.00
Dynamic (Amber Mech)	Mechanical	Active	7/21/19-10/20/19	\$573,000.00	\$573,000.00	\$0.00
Express	Electrical	Active	2/21/20-4/16/20	\$175,000.00	\$175,000.00	\$0.00
Flood Testing Laboratories	ITL	Active	4/27/19-11/30/19	\$53,250.15	\$0.00	\$53,250.15
Great Northern Lumber	Lumber/Materials	Active	1/13/19-1/17/19	\$1,916.90	\$0.00	\$0.00
Harrington Site Services	Site Utilities	Active	2/2/19-11/2/19	\$1,654,817.91	\$0.00	\$1,654,817.91
Hilco (Amber Mech)	Mechanical	Active	8/31/19-4/30/20	\$117,123.15	\$0.00	\$117,123.15
Industrial Fence	Temp Fence	Active	12/23/18-3/10/19	\$57,215.13	\$57,215.13	\$0.00
JEM (Block)	Electrical	Active	6/8/19-3/7/20	\$459,332.50	\$0.00	\$459,332.50
Kate's Detective & Security	Security	Active	6/22/19-5/23/20	\$182,163.97	\$182,163.97	\$0.00
LB Hall Enterprises, Inc.	Fireproofing	Active	5/18/19-4/11/20	\$109,919.00	\$109,919.00	\$0.00
LiveWire Construction	Concrete	Active	1/27/19-12/8/19	\$1,234,877.72	\$1,234,877.72	\$0.00
M Cannon Roofing	Roofing	Active	6/8/19-5/2/20	\$1,546,524.69	\$1,546,524.69	\$0.00
Market Contracting	Finishes	Active	6/8/19-7/11/20	\$2,021,574.62	\$2,021,574.62	\$0.00
Material Service Testing	ITL	Active	3/2/19-10/24/20	\$104,543.51	\$104,543.51	\$0.00
McKissack	Design/Program Mgnt.	Active	11/12/18-10/30/20	\$463,043.11	\$0.00	\$463,043.11
Metropolitan Steel	Prefab Canopy	Active	4/14/19-6/30/19	\$154,245.18	\$154,245.18	\$0.00
Metropolitan Steel (LeJeune)	Steel	Active	8/25/19-9/29/19	\$651,365.00	\$651,365.00	\$0.00
Midco (Block)	Electrical	Active	7/25/19-10/27/20	\$717,934.70	\$0.00	\$717,934.70
MZI (Block)	Electrical	Active	6/30/19-5/10/20	\$1,129,119.00	\$1,129,119.00	\$0.00
Natural Creations Landscaping	Landscaping	Active	6/30/19-8/9/20	\$600,694.00	\$600,694.00	\$0.00
Petrea Collaborative (Epstein)	Permitting Services	Active	1/8/2019-4/11/19	\$960.00	\$0.00	\$960.00
Petrea Collaborative (Epstein)	Expediting Services	Active	2/24/20-10/12/20	\$30,300.00	\$0.00	\$30,300.00
Rada Architects	Permitting Services	Active	9/4/19-9/29/20	\$21,391.50	\$0.00	\$21,391.50
Smart Elevator	Elevator	Active	8/25/19-1/19/20	\$106,000.00	\$0.00	\$106,000.00
Stearn Joglekar (Epstein)	Design	Active	1/9/19-6/7/20	\$111,167.50	\$111,167.50	\$0.00
Tecnica	Earthwork	Active	1/18/19-10/30/20	\$1,511,589.19	\$1,511,589.19	\$0.00
Trice Construction Co.	Concrete Pavement	Active	5/18/19-10/17/20	\$1,593,881.04	\$0.00	\$1,593,881.04
US Architectural Glass & Metal	Alum Storefront	Active	8/24/19-4/18/20	\$679,146.00	\$679,146.00	\$0.00
Vehicle Lifts & Mechanical Equipment	Vehicle Lifts	Active	8/3/19-2/29/20	\$249,605.69	\$249,605.69	\$0.00
	TOTAL			\$18,727,772.41	\$12,657,291.38	\$5,581,937.06



4341 W 35

PGL Logistics Support

Cost of Construction:

\$31,487,540.32

Subcontractor/Supplier	Type of Work to be Performed	Credit Toward SDI Goal	Credit Toward MBE Goal	Credit Toward WBE Goal
Air Design Systems	Mechanical	\$1,804,749.83	\$ -	\$ -
American Igloo Builders	Comp. Wall Panels	\$66,900.00	\$ -	\$66,900.00
Anagnos Door Co.	Overhead Doors	\$480,297.00	\$ -	\$ -
Anderson & Shah	Roofing	\$2,682,628.81	\$2,682,628.81	
Berger Excavating Contractors, Inc.	Earthwork	\$1,015,216.23	\$ -	\$ -
Briar Patch Landscaping	Landscaping	\$193,260.00	\$ 193,260.00	\$ -
CCJM (Epstein)	Design	\$343,454.00	\$343,454.00	
Chicago Cut Concrete Cutting (Gibson)	Concrete Cutting	\$12,235.00	\$ -	\$12,235.00
Chicago Fire Protection	Fire Protection	\$390,498.00	\$ -	\$ -
Christy Webber (Epstein)	Design	\$30,003.75	\$ -	\$ 30,003.75
Coordinated Construction	Scheduling	\$50,000.00	\$ -	\$ 50,000.00
Creative Panel Systems	Comp. Wall Panels	\$114,540.00	\$ 114,540.00	\$ -
Cross Rhodes Reprographics	Prints	\$2,524.12	\$ -	\$ -
CSI 3000, Inc.	Concrete	\$1,652,258.04	\$1,652,258.04	\$ -
Cushing (Epstein)	Design	\$10,000.00	\$ -	\$10,000.00
Evergreen Supply (Gibson)	Electrical Supply	\$850,000.00	\$ -	\$850,000.00
Flood Testing Laboratories, Inc.	ITL	\$241,785.00		\$241,785.00
GIM Electric Company (Gibson)	Electrical	\$700,000.00	\$700,000.00	\$ -
Harrington Site Services Co.	Site Utilities/Plumbing	\$2,533,178.74	\$ -	\$2,533,178.74
Industrial Fence	Temp Fence	\$12,093.84	\$12,093.84	\$ -
Kates Detective & Surgery Agency	Site Security	\$15,000.00	\$15,000.00	
LB Hall Enterprises	Fireproofing	\$92,371.00	\$92,371.00	\$ -
Leon Construction	Concrete	\$1,231,917.00	\$1,231,917.00	\$ -
Market Contracting Services	Carpentry/Doors/ Toilet Part/Casework/Acoust.	\$1,124,176.61	\$1,124,176.61	\$ -
Material Service Testing	ITL	\$2,985.50	\$ 2,985.50	
McKissack McKissack	Design/Program Mgnt	\$447,300.71	\$256,537.29	\$ 190,763.42
Metropolitan Steel (LeJeune)	Steel	\$563,135.00	\$ 563,135.00	\$ -
Ms Sebastian	Painting	\$407,474.00	\$ -	\$407,474.00
Petrea (Epstein)	Design	\$33,720.00	\$ -	\$33,720.00
Q.C. Enterprises, Inc	Ceramic Tile	\$68,300.00	\$ -	\$ 68,300.00
Sanchez Paving Company, Inc.	Asphalt Paving	\$678,770.40	\$678,770.40	\$ -
Sonoma Electrical Services, Inc. (Gibson)	Electrical	\$440,429.94	\$440,429.94	\$ -
Sorrelli Trucking	Trucking	\$525.00	\$ -	\$525.00
Tecnica Environmental	Spoil Removal	\$21,600.00	\$21,600.00	\$ -
The Bartech Group	Fence/Gates	\$752,123.00	\$752,123.00	\$ -
Tri-State Enterprises, Inc.	Pre-Engineered Bldgs	\$1,175,209.98	\$1,175,209.98	\$ -
WBF Construction	Masonry	\$616,683.45	\$616,683.45	\$ -
Wrangler Tech (Gibson)				
		\$20,857,343.95	\$12,669,173.86	\$4,494,884.91

40%

14%

4400 Grove

Total Hours

	Start Date	Payroll Thru	Total Hours	Chicago Hours	Contract Requirement	Actual Compliance
Alliance Specialty Trades (LT to Tr	09/20/19	02/23/20	419.00	40.00	0%	9.5%
American Electric Construction	01/04/19	05/10/20	11,138.50	4,586.00	0%	41.2%
American National Insulation	09/27/19	05/31/20	848.50	493.00	50%	58.1%
Ashlaur Construction Co.	09/21/19	05/31/20	9,818.00	7,694.00	50%	78.4%
Briar Patch Landscaping	12/02/19	05/03/20	998.00	926.00	100%	92.8%
Continental Painting & Decoratin	08/28/19	05/24/20	1,951.50	1,353.00	50%	69.3%
Drive Construction, Inc.	03/25/19	05/17/20	6,288.50	3,989.00	50%	63.4%
Escorza Flooring	11/15/19	01/19/20	592.00	184.00	50%	31.1%
GE Appliances and Lighting (LT to	Not Meet Requirement		-	-	20%	0.0%
Hauter Brothers (LT to Spancrete	04/02/19	06/30/19	1,433.50	24.00	0%	1.7%
HTH Mechanical Services, Inc.	07/15/19	05/17/20	6,846.00	3,067.00	50%	44.8%
iBuilders Corp.	08/30/19	05/31/20	2,264.34	1,818.34	0%	80.3%
J. P. Larsen, Inc.	03/27/19	06/07/20	172.50	127.00	50%	73.6%
JLL Construction Services, Inc.	01/22/19	04/19/20	3,854.00	3,678.00	100%	95.4%
KDK Decorators	01/17/20	04/26/20	234.00	234.00	100%	100.0%
Kellenburger Plumbing & Underg	02/18/19	10/27/19	1,600.50	318.50	40%	19.9%
LT for Kohlman Chutes	11/01/19		-	-	50%	#DIV/0!
M Cannon Roofing	09/05/19	05/31/20	1,727.50	1,158.00	50%	67.0%
Mark Industries, Ltd.	01/18/20	05/31/20	570.00	85.00	0%	14.9%
Morcom Construction, Co.	05/07/19	06/02/19	411.00	-	0%	0.0%
Otis Elevator Company	11/01/19		-	-	50%	#DIV/0!
RAM Fire Protection, Inc.	09/04/19	05/03/20	1,123.75	377.75	50%	33.6%
Schmidt Steel	09/16/19	10/27/19	380.00	38.00	0%	10.0%
Sendra Service Corp. (LT to HTH M	08/20/19	04/05/20	4,751.00	280.00	0%	5.9%
Toro Construction Corp.	04/29/19	06/07/20	17,307.00	10,425.00	60%	60.2%
Tri-County Welding	08/08/19	09/22/19	187.00	-	0%	0.0%
Trice Construction Company	02/28/19	04/19/20	6,166.50	2,601.00	60%	42.2%
UJAMAA Construction, Inc.	04/19/19	05/31/20	3,845.00	2,104.50	100%	54.7%
W.B.F. Construction, Inc.	08/16/19	05/03/20	3,882.00	2,717.50	50%	70.0%
Window Treatment, Inc.	11/20/19	05/31/20	1,092.50	577.50	50%	52.9%
Grand Total			89,483.09	48,856.09	50%	54.6%

Last updated: 6/12/2020 at 8:39 AM

PROJECT ADDRESS
PROJECT WARD

4417 Chicago Ave
37

MBE/WBE SUBCONTRACTORS	MBE VS WBE	SCOPE OF WORK	TOTAL SUBCONTRACT VALUE	TPC %	TOTAL PROJECT COST (TPC)
Professionals Associated Construction Layout and Survey Co. Ltd.	WBE	Land Surveying and Layout	\$74,030.00	0.11%	\$67,224,230.00
Elston Materials, LLC	MBE	Concrete Supplier	\$189,009.00	0.28%	\$67,224,230.00
		Concrete Reinforcement			
MA Rebar Services, Inc.	WBE	Placement	\$266,626.00	0.40%	\$67,224,230.00
Tate Transport, Inc.	MBE	Trucking	\$94,375.00	0.14%	\$67,224,230.00
Gim Electric Co., Inc.	MBE	Electrical	\$1,986,903.90	2.96%	\$67,224,230.00
Evans Electric, LLC	MBE	Electrical	\$878,589.53	1.31%	\$67,224,230.00
Evergreen Supply Co.	WBE	Electrical Supplier	\$1,382,963.00	2.06%	\$67,224,230.00
Concord Excavating Enterprises, Inc.	WBE	Excavation	\$325,126.50	0.48%	\$67,224,230.00
La Grange Crane Service, Inc.	WBE	Crane Rental	\$156,664.60	0.23%	\$67,224,230.00
City Lights, LTD.	MBE	Electrical work for CDOT	\$79,408.00	0.12%	\$67,224,230.00
Rocha Electric Company	MBE	Electrical Work	\$102,957.40	0.15%	\$67,224,230.00
Taylor Electric Company	MBE	Electrical Work	\$154,521.33	0.23%	\$67,224,230.00
Tri-State Enterprises, Inc.	MBE	Overhead Door Supplier	\$76,605.00	0.11%	\$67,224,230.00
		Plumbing, Heating, and Air			
Ortiz Contracting Group	MBE	Conditioning Work	\$919,627.00	1.37%	\$67,224,230.00
Lopez Industries Inc.	MBE	Top Soil Trucking	\$46,678.80	0.07%	\$67,224,230.00
Continental Painting and Decorating, Inc.	MBE	Painting	\$861,864.00	1.28%	\$67,224,230.00
U.S. Architectural Glass & Metal, Inc.	MBE	Metal Panels Installation	\$189,000.00	0.28%	\$67,224,230.00
G & C Construction & Sealants, Inc.	MBE	Precast Caulking	\$109,454.43	0.16%	\$67,224,230.00
AMS Elite Solutions, Inc.	WBE	Trucking for Precast	\$62,847.50	0.09%	\$67,224,230.00
II in One Rebar, Inc.	MBE	Rebar Installation	\$1,532,856.25	2.28%	\$67,224,230.00
Chicagoland Truckin Inc.	MBE	Trucking	\$567,577.00	0.84%	\$67,224,230.00
C & G Construction Supply Co. Inc.	WBE	Construction Supplier	\$474,673.00	0.71%	\$67,224,230.00
AJ Trucking	MBE	Trucking and Site Concrete	\$1,684,285.59	2.51%	\$67,224,230.00
Drive Construction	MBE	Masonry	\$671,874.00	1.00%	\$67,224,230.00
Christy Webber & Company	WBE	Landscaping	\$903,447.00	1.34%	\$67,224,230.00
Certified Construction Services LLC	WBE	Surveying	\$74,250.00	0.11%	\$67,224,230.00
Great Lakes Metals Corporation	WBE	Sheet Pile Supplier	\$185,051.00	0.28%	\$67,224,230.00

MAC Construction Services, Inc.	MBE	Carpentry and Low Voltage	\$481,194.00	0.72%	\$67,224,230.00
Abby Supply, Inc.	WBE	Material Supplier	\$62,690.25	0.09%	\$67,224,230.00
Garth Building Products and Services	MBE	Material Supplier	\$418,650.00	0.62%	\$67,224,230.00
New Horizon Steel, LLC	MBE	Structural Steel	\$4,506,470.00	6.70%	\$67,224,230.00
		Aluminum Windows and			
Oakton Architectural Glass LLC	MBE	Glazing	\$1,956,667.00	2.91%	\$67,224,230.00
The Paniagua Group, Inc.	MBE	Furniture	\$1,205,352.00	1.79%	\$67,224,230.00
Complete Mechanical HVAC Systems, Inc.	MBE	HVAC	\$2,507,228.56	3.73%	\$67,224,230.00
Any Temperature Co., Inc.	WBE	HVAC - Ductwork	\$1,984,919.00	2.95%	\$67,224,230.00
Windy City Heating & Cooling, Inc.	MBE	HVAC	\$160,000.00	0.24%	\$67,224,230.00
Princeton Technical Services, Inc.	MBE	Flooring	\$579,859.00	0.86%	\$67,224,230.00
Morcom Construction Company	MBE	Street Sweeping	\$47,750.00	0.07%	\$67,224,230.00
AMS Elite Solutions, Inc.	WBE	Trucking	\$615,438.30	0.92%	\$67,224,230.00
General Building Supply LLC	MBE	Material Supplier	\$409,943.41	0.61%	\$67,224,230.00
		Studs, Drywall,			
Toro Construction Corp.	MBE	Doors/Frames/Hardware	\$3,274,458.00	4.87%	\$67,224,230.00
		Studs, Drywall,			
Community Play Lot Builders, Inc.	MBE	Doors/Frames/Hardware	\$136,365.36	0.20%	\$67,224,230.00
Twenty Eleven Construction Inc.	MBE	Labor	\$413,727.72	0.62%	\$67,224,230.00
Unity Fencing Company	MBE	Fencing	\$844,451.44	1.26%	\$67,224,230.00
Profasts, Inc.	MBE	Fire Protection	\$147,385.00	0.22%	\$67,224,230.00
Thomas Mechanical Corporation	MBE	Plumbing	\$1,043,405.28	1.55%	\$67,224,230.00
Chicago Cut Concrete Cutting Inc.	WBE	Concrete Cutting	\$17,060.00	0.03%	\$67,224,230.00
Boilersource	WBE	Material Supplier	\$29,871.49	0.04%	\$67,224,230.00
TOTAL	-	-	\$34,894,150.64	51.91%	\$67,224,230.00

Division	Description	Responsible Contact	Contract Issue Date	Company	2nd-tier MBE	Awarded	Budget	Variance	Awarded Diversity GOAL			
									MBE %	WBE %	MBE \$	WBE \$
1	Temporary Toilets	GC		Oui Oui		\$ 8,314	\$ 24,000	\$ 15,686	100%	0%	\$ 6,439.60	
1	BP 01A - Temporary Construction Fence	GC		Built Best Fence		\$ 32,325	\$ 34,000	\$ 1,675	0%	0%	\$ -	\$ -
1	Diversity Training and Monitoring Services	GC		Success Metrics		\$ 21,000	\$ -	\$ (21,000)	0%		\$ -	
1	Dumpster and Recycling	GC		Lakeshore		\$ 56,289	\$ 56,800	\$ 511	0%		\$ -	
1	Final Clean	GC		Construction Cleaning Company		\$ 102,600	\$ 149,998	\$ 47,398		100%		\$ 102,600
1	Site Security	GC		WST		\$ 115,092	\$ 49,344	\$ (65,748)	100%		\$ 115,092.00	
2	BP 02A - Demolition	GC		Taylor		\$ 103,050	\$ 324,000	\$ 220,950	0%		\$ -	\$ -
2	Excavation	GC		Taylor		\$ 317,729	\$ 67,117	\$ (250,612)	0%			
2	Surveying	GC		Certified Construction Service		\$ 7,050	\$ -	\$ (7,050)	0%		\$ -	
2	Material Testing and Construction Observations	Owner		Interra		\$ 25,000	\$ 25,000	\$ -	100%		\$ 25,000.00	
3	BP03A - Cast in Place Concrete	GC	TBD	Pepper Constructicon		\$ 5,817,145	\$ 5,767,206	\$ (49,939)	0%		\$ -	
3	Site Concrete	GC		Scurto Cement	CSI3000	\$ 120,441	\$ 76,272	\$ (44,170)	12%		\$ 15,000.00	\$ -
4	Firecaulking	GC		Certified Masonry		\$ 12,800	\$ 13,770	\$ 970	0%		\$ -	
4	Masonry	GC		Certified Masonry	Elston Materials	\$ 295,754	\$ 250,056	\$ (45,698)	5%		\$ 10,244.40	\$ -
5	Mechanical Screen Wall	GC		Siteline/Gonzalez	Gonzalez	\$ 117,788	\$ 136,800	\$ 19,012	41%		\$ 48,400.00	
05	Misc Steel	GC		Gonzalez Ironworks		\$ 185,249	\$ 18,618	\$ (166,631)	100%		\$ 185,249.00	\$ -
5	Tie-back Anchors	GC		Sky Climbers		\$ 31,424	\$ -	\$ (31,424)	0%		\$ -	
5	Glazed Railings	GC		Penn Services		\$ 150,000	\$ 137,200	\$ (12,800)	100%		\$ 150,000.00	
5	Aluminum Fencing	GC		Action Fence		\$ 68,225	\$ 35,310	\$ (32,915)	0%		\$ -	\$ -
6	Millwork & Finish Carpentry	GC		Siteline	MSM Solutions	\$ 596,560	\$ 715,045	\$ 118,486	31%	0%	\$ 182,206.07	\$ -
6	Wood Base and Ceiling Panels	GC		Amber Leaf		\$ 18,500	\$ 3,500	\$ (15,000)	100%		\$ 18,500.00	
6	Rooftop Grill	GC		Woodland Direct		\$ 3,078	\$ -	\$ (3,078)	0%		\$ -	
6	Trellis	GC		AGS		\$ 17,310	\$ 16,334	\$ (976)	0%		\$ -	
6	Cabinets	GC		Bristol Design Group		\$ 296,342	\$ 311,274	\$ 14,932	0%		\$ -	\$ -
6	Countertops	GC		Phipps and Co.		\$ 123,602	\$ 94,640	\$ (28,962)	0%		\$ -	\$ -
7	Mirrors	GC		Phipps and Co./CMS		\$ 39,994	\$ 40,300	\$ 306	0%		\$ -	\$ -
7	Waterproofing	GC		Kedmont		\$ 10,680	\$ 7,036	\$ (3,644)	0%		\$ -	\$ -
7	Spray Insulation	GC		RG Construction		\$ -	\$ 5,000	\$ 5,000	0%		\$ -	\$ -
7	Roofing	GC		Combined		\$ 518,265	\$ 490,281	\$ (27,984)	0%		\$ -	\$ -
7	Traffic Coating Balconies	GC		Kedmont		\$ 48,974	\$ 21,920	\$ (27,054)	0%		\$ -	\$ -
7	Wood Panel/Siding	GC		Siteline		\$ 87,690	\$ 66,080	\$ (21,610)	0%		\$ -	
7	Pavers	GC		Combined		\$ (8,743)	\$ -	\$ 8,743	0%		\$ -	
8	BP 08A Window Wall	GC	TBD	Northern Glass		\$ 2,983,122	\$ 3,160,918	\$ 177,796	0%		\$ -	
8	Doors, Frames and Hardware	GC		ABS		\$ 424,156	\$ 404,672	\$ (19,484)	0%		\$ -	
8	OH Coiling Door	GC		Anagnos		\$ 10,600	\$ 10,000	\$ (600)		100%	\$ -	\$ 10,600
8	Louvers	GC				\$ -	\$ 25,000	\$ 25,000			\$ -	
8	Shower Doors	GC		CMS		\$ 20,720	\$ 25,900	\$ 5,180			\$ -	
9	Drywall, Framing	GC		RG Construction	Ashlaur	\$ 2,486,102	\$ 2,333,676	\$ (152,426)	32%		\$ 806,410.30	\$ -
9	Painting and Wallcoverings	GC		All-Tech		\$ 470,662	\$ 428,622	\$ (42,040)	0%		\$ -	\$ -
9	Flooring	GC		DTI of Illinois		\$ 1,061,144	\$ 1,105,863	\$ 44,719	100%		\$ 1,061,144.00	
9	Interior Caulking	GC				\$ -	\$ 18,464	\$ 18,464				
10	Interior Signage	GC		HM Witt		\$ 21,066	\$ 18,743	\$ (2,323)	0%		\$ -	\$ -
10	Exterior Signage	GC		HM Witt		\$ 6,578	\$ 6,578	\$ -	0%			
10	Pedimat	GC		DTI		\$ 4,385	\$ 3,685	\$ (700)	100%		\$ 4,385.00	
10	Postal Specialties	GC		Luxor/Salsubury		\$ 33,639	\$ 37,250	\$ 3,611	0%		\$ -	
10	Fire Protection Specialties	GC		CDC		\$ 1,531	\$ 3,857	\$ 2,326	0%		\$ -	
10	Bath Accessories Supply	GC		CDC		\$ 17,560	\$ 29,242	\$ 11,682	0%		\$ -	
10	Closet Shelving	GC		Siteline		\$ 32,411	\$ 28,093	\$ (4,318)	0%		\$ -	
10	Entry Canopies	GC		NGI		\$ 28,055	\$ 12,975	\$ (15,080)	0%		\$ -	
10	Dog Run Canopy	GC		General Awnings		\$ 7,373	\$ -	\$ (7,373)	0%		\$ -	
12	Bike Storage	GC		Dero		\$ 30,457	\$ 20,182	\$ (10,275)	0%		\$ -	
12	Sidewalk Bike Racks	GC		Wingren		\$ 3,100	\$ 4,000	\$ 900	0%		\$ -	
11	Appliances	GC		CDC		\$ 503,720	\$ 509,383	\$ 5,663	0%		\$ -	
12	Window Treatments	GC		CRG		\$ -	\$ 7,718	\$ 7,718		0%	\$ -	\$ -
14	Elevators	GC		Kone		\$ 479,593	\$ 590,500	\$ 110,907	0%		\$ -	
14	Operator	GC		Concrete Strategies		\$ 278,926	\$ -	\$ (278,926)	0%		\$ -	
14	Material Hoist	GC		USA Hoist		\$ 124,000	\$ 369,529	\$ 245,529	0%		\$ -	
14	Facility Chute	GC		Demco		\$ 16,100	\$ 19,628	\$ 3,528	0%		\$ -	
17	Roofing Consultant	GC		Hutchinson Design Group		\$ 4,650	\$ -	\$ (4,650)			\$ -	
18	Contingency	GC		Misc		\$ 14,598	\$ 589,947	\$ 575,350			\$ -	
18	Permit Expediter	Owner	1/18/2018	Cornerstone		\$ 10,000	\$ 10,000	\$ -	100%		\$ 10,000.00	\$ -
21	BP 21A Fire Suppression - Shambaugh	GC	2/23/2018	Shambaugh	World Class Fire	\$ 477,100	\$ 474,100	\$ (3,000)	6%		\$ 31,000.00	\$ -
22	BP22A Plumbing - R. Carrozza	GC	1/15/2018	R. Carrozza		\$ 2,511,691	\$ 2,509,115	\$ (2,575)	0%		\$ -	\$ -
23	BP23C HVAC - Premier Mechanical	GC	2/23/2018	Premier		\$ 1,900,094	\$ 1,981,885	\$ 81,792	0%		\$ -	\$ -
26	BP 26C Electrical - ABCO	GC	2/23/2018	ABCO	Chicago Fire Detection	\$ 2,657,723	\$ 2,364,746	\$ (292,977)	1%		\$ 34,980.28	\$ -

Status Legend
HOT
Bid Due Date Approaching
NTA
Need to Award
X
Contract Issued
1 of 1

31	Butterfly System	GC		Butterfly MX		\$ 12,945	\$ 13,000	\$ 55	0%		\$ -
31	BP 31A - Caissons	GC		Michels		\$ 878,770	\$ 899,315	\$ 20,545	0%		\$ -
32	Asphalt Paving	GC		Gallagher		\$ 74,195	\$ 74,372	\$ 177	0%		\$ -
32	Landscaping	GC		Wingren		\$ 46,430	\$ 46,430	\$ -	0%		\$ -
33	Site Utilities	GC		Burke		\$ 211,104	\$ 166,775	\$ (44,329)	0%		\$ -
33	Storm Tank	GC		Burke		\$ 88,000	\$ 88,000	\$ -	0%		\$ -
	Development	Owner		Cullen Development Group		\$ 54,000	\$ 54,000	\$ -		100%	\$ -
											\$ 54,000

Totals \$ 27,325,828 \$ 27,425,817 \$ 99,989

10%	1%
-----	----

 \$ 2,704,051 \$ 167,200

PROJECT ADDRESS
PROJECT WARD

4715 W Irving
45

MBE/WBE SUBCONTRACTORS	MBE VS WBE	SCOPE OF WORK	TOTAL SUBCONTRACT VALUE	PERCENT OF TPC	TPC
Ambar Inc.	WBE	Reinforcement for Coi	\$1,027,700.19	5.24%	\$19,612,599.00
Arcorp Structures	MBE	Structural Steel	\$713,898.60	3.64%	\$19,612,599.00
City Lights, Ltd.	MBE	MISSING	\$113,753.07	0.58%	\$19,612,599.00
City Lights, Ltd.	WBE	MISSING	\$113,753.07	0.58%	\$19,612,599.00
Cornerstone permit expeditor	MBE	permit expeditor	\$11,767.56	0.06%	\$19,612,599.00
Maurice Williams	MBE	Business and Commur	\$25,496.38	0.13%	\$19,612,599.00
Meccor Industries	MBE	Rough Carpentry	\$133,365.67	0.68%	\$19,612,599.00
Molly Meyer	WBE	Green Roof	\$194,164.73	0.99%	\$19,612,599.00
Nest Builders	MBE	Commissioning Agent	\$45,108.98	0.23%	\$19,612,599.00
RAM Fire Protection	MBE	Fire Protection	\$578,571.67	2.95%	\$19,612,599.00
J. Ave Development Inc	MBE	Trucking	\$133,365.67	0.68%	\$19,612,599.00
Total			\$2,063,245.41	10.52%	\$22,342,536.00

513 S Damen
M/WBE and City of Chicago Residency

Phase	Description	GMP Budget	Sub Award Value	Awarded Bidder	MBE	WBE	Total Const. Hours	City of Chicago Resident Hours	Chicago Percentage
01 54 61	Temp Hoisting			Safway Atlantic			542	11	2%
01 56 29	Temp Protective Walkways			Designed Equipment			No Hours Reported	0	N/A
01 71 26	Surveying			Certified			152	74	49%
01 74 23	Final Cleaning			Midway			No Hours Reported	0	N/A
01 76 13	Watchmen			Sir Serious			N/A	N/A	N/A
01 99 24	Monitoring			WJE			N/A	N/A	N/A
01 99 25	Watchmen			West Side			N/A	N/A	N/A
03 00 00	Concrete	\$ 14,253,330	\$ 14,066,330	Power Concrete	\$ 394,588	\$ -	46444	7907	17%
04 20 00	Masonry	\$ 349,204	\$ 333,000	Mike Cachey	\$ 26,000	\$ -	2721	168	6%
05 50 00	Metal Fabrications	\$ 791,884	\$ 1,510,000	Meccor	\$ 1,510,000	\$ -	No Hours Reported	0	N/A
05 73 00	Decorative Metal Railings	\$ 930,728	\$ -	Meccor	\$ -	\$ -	See above	See above	N/A
06 00 13	Carpentry	\$ 1,654,893	\$ 1,597,060	Power Carpentry	\$ -	\$ -	9153	89	1%
06 40 00	Architectural Woodwork	\$ 92,394	\$ 219,346	Meccor	\$ 219,346	\$ -	No Hours Reported	0	N/A
07 17 00	Bentonite Waterproofing	\$ 18,961	\$ 18,790	Kedmont	\$ -	\$ 18,790	5382	3590	67%
07 18 00	Traffic Coatings	\$ 359,508	\$ -	Kedmont	\$ -	\$ -	See above	See above	N/A
07 27 00	Air Barriers	\$ 232,846	\$ -	Kedmont	\$ -	\$ -	See above	See above	N/A
07 42 13	Metal Wall Panels	\$ 1,557,879	\$ 1,610,000	Creative Panel	\$ 1,610,000	\$ -	No Hours Reported	0	N/A
07 50 00	Membrane Roofing	\$ 552,306	\$ 1,165,000	Kedmont	\$ -	\$ 1,165,000	See above	See above	N/A
07 92 00	Joint Sealants	\$ 17,582	\$ -	N/A	\$ -	\$ -	N/A	N/A	N/A
08 11 13	Doors, Frames, and Hardware	\$ 1,055,533	\$ 940,000	ABS	\$ -	\$ -	N/A	N/A	N/A
08 33 00	Coiling Doors and Grilles	\$ 97,344	\$ 85,500	Anagnos	\$ -	\$ -	No Hours Reported	0	N/A
08 51 13	Windows	\$ 5,790,685	\$ 5,549,927	Northern Glass	\$ 221,997	\$ 110,999	No Hours Reported	0	N/A
08 81 26	Interior Glazing	\$ 149,255	\$ 155,000	AGW	\$ -	\$ -	No Hours Reported	0	N/A
09 21 16	Gypsum Board Assemblies	\$ 5,863,266	\$ 5,273,500	E&K	\$ -	\$ -	31369	7074	23%
09 30 00	Tiling	\$ 1,043,987	\$ -	Escorza	\$ -	\$ -	No Hours Reported	0	N/A
09 65 00	Resilient Flooring	\$ 1,178,983	\$ 2,160,000	Escorza	\$ 1,080,000	\$ -	See above	See above	N/A
09 91 00	Painting and Wall Coverings	\$ 741,125	\$ 671,125	Demos	\$ -	\$ -	7484	3967	53%
10 14 00	Signage	\$ 26,468	\$ -	By Owner	\$ -	\$ -	N/A	N/A	N/A
10 28 13	Toilet Accessory Material	\$ 96,088	\$ 114,830	GCS	\$ -	\$ -	N/A	N/A	N/A
10 28 19	Tub and Shower Doors	\$ 116,618	\$ 188,500	Contract Mirror	\$ -	\$ -	106	0	0%
10 31 00	Fireplaces	\$ 47,143	\$ 40,412	Majestic/Fireplaces Plus	\$ -	\$ -	N/A	N/A	N/A
10 44 00	Fire Protection Specialties	\$ 16,250	\$ -	GCS	\$ -	\$ -	N/A	N/A	N/A
10 55 00	Postal Specialties	\$ 28,200	\$ -	GCS	\$ -	\$ -	N/A	N/A	N/A
11 21 73	Dog Wash Equipment	\$ 7,500	\$ -	N/A	\$ -	\$ -	N/A	N/A	N/A
11 81 23	Window Washing Systems	\$ 56,871	\$ 56,000	Pro-Bel	\$ -	\$ -	No Hours Reported	0	N/A
11 30 13	Residential Appliances	\$ 1,152,407	\$ 1,152,714	ABT Electronics	\$ -	\$ -	N/A	N/A	N/A
12 20 00	Window Treatments	\$ 267,260	\$ 257,000	E&K	\$ -	\$ -	See above	See above	N/A
12 35 30	Residential Casework	\$ 800,313	\$ 775,000	AmberLeaf	\$ 775,000	\$ -	N/A	N/A	N/A
12 36 40	Stone Countertops	\$ 543,699	\$ 502,830	GI Stone	\$ 502,830	\$ -	No Hours Reported	0	N/A
12 93 13	Bicycle Racks	\$ 46,776	\$ -	GCS	\$ -	\$ -	N/A	N/A	N/A
13 11 00	Pools	\$ 369,084	\$ 405,000	Sunset Pools	\$ -	\$ -	No Hours Reported	0	N/A
14 20 00	Elevators	\$ 1,256,373	\$ 1,211,696	Schindler	\$ -	\$ -	No Hours Reported	0	N/A
14 91 00	Facility Chutes	\$ 75,083	\$ 75,006	Kohlman Chutes	\$ -	\$ -	No Hours Reported	0	N/A
21 00 00	Fire Suppression	\$ 1,038,946	\$ 970,612	Hill	\$ 29,118	\$ -	5110	1160	N/A
22 00 00	Plumbing	\$ 4,952,255	\$ 4,749,900	Ewing-Doherty	\$ 379,992	\$ -	22247	4434	20%
23 90 00	HVAC Piping, Pumps and Equipment	\$ 4,634,899	\$ 4,448,863	Premier	\$ -	\$ 1,290,170	6142	1562	25%
26 00 00	Electrical	\$ 6,362,897	\$ 6,149,800	Bonus	\$ 307,490	\$ 491,984	31318	11900	38%
	Street Lighting			City Lights			26	8	31%
31 20 00	Earth Moving	\$ 818,883	\$ 472,919	Quality	\$ 141,876	\$ -	No Hours Reported	0	N/A
31 63 26	Drilled Caissons	\$ 786,452	\$ 743,530	REVCON	\$ 7,435	\$ 22,306	No Hours Reported	0	N/A
32 01 13	Asphalt Paving	\$ 109,911	\$ 95,755	Beverly	\$ -	\$ 14,363	No Hours Reported	0	N/A
32 16 00	Sidewalks, Curbs and Gutters	\$ 253,995	\$ 231,280	Vixen	\$ -	\$ 231,280	1024	503	49%
32 31 00	Fencing and Gates	\$ 64,383	\$ 64,540	Midwest Fence	\$ -	\$ -	352	93	26%
32 90 00	Planting	\$ 564,998	\$ 615,000	Twin Oaks	\$ -	\$ -	2561	136	5%
33 10 00	Water, Sanitary Sewerage, and Storm Drainage	\$ 571,970	\$ 503,860	Ewing-Doherty	\$ 45,347	\$ -	1732	243	N/A
	Buyout Savings/CCIP Discounts	\$ (587,425)	\$ -	N/A			N/A	N/A	N/A
	SUBTOTAL	\$ 61,209,990	\$ 59,179,625		\$ 7,251,020	\$ 3,344,892	173863	42917	
				% Awarded					
99 10 13	Contingency	\$ 1,000,000		101.73%	10.33%	4.76%			24.68%
	Subcontractor Default Insurance	\$ 773,083							
	General Conditions	\$ 1,735,436							
	General Requirements	\$ 1,794,317							
	Hoisting	\$ -							
	Preconstruction Services	\$ 163,696							
	Fee	\$ 1,500,222							
	Insurance - CCIP	\$ 2,045,302							
	GRAND TOTAL	\$ 70,222,046							

SCHEDULE D - Affidavit of General Contractor Regarding MBE/WBE Participation (1 of 2)

Name of Project: John Hancock Replacement School

STATE OF ILLINOIS }
 } SS
 COUNTY OF COOK }

In connection with the above-captioned contract, I HEREBY DECLARE AND AFFIRM that I am the
 President

 Title and duly authorized representative of
 K.R. Miller Contractors, Inc. / ALL Masonry Construction Co., Inc. (Joint Venture)

 Name of General Contractor whose address is
 1624 Colonial Parkway / 1425 S 55th Ct

in the City of hverness _____, State of Illinois

and that I have personally reviewed the material and facts submitted with the attached Schedules of MBE/WBE participation in the above-referenced Contract, including Schedule C and Schedule B (if applicable), and the following is a statement of the extent to which MBE/WBE firms will participate in this Contract if awarded to this firm as the Contractor for the Project.

Name of MBE/WBE Contractor	Type of Work to be Done in Accordance with Schedule C	Dollar Credit Toward MBE/WBE Goals	
		MBE	WBE
Katco	Earthwork/Site Utilities	\$	\$ 3,394,000
SQN	MEP Coordination	\$ 100,000	\$
Schmidt Steel / Midwestern Steel	Steel Erection	\$ 1,452,152	\$
Cervantes Salgado	Architectural Casework	\$ 500,000	\$
Jade Carpentry	Carpentry	\$	\$ 909,450
Biofoam	Spray Insulation / Fireproofing	\$	\$ 236,000
MJB Decorating	Painting	\$	\$ 426,000
Abitua Plumbing	Plumbing	\$ 2,445,000	\$
Total Net MBE/WBE Credit		\$	\$
Percent of Total Base Bid		%	%

The General Contractor may count toward its MBE/WBE goal a portion of the total dollar value of a contract with a joint venture equal to the percentage of the ownership and control of the MBE/WBE partner.

Page 1 of 4
 See Page 4 for Totals

K.R. Miller Contractors, Inc./ALL Masonry Construction Co., Inc. Joint Venture
 Respondents: _____

SCHEDULE D - Affidavit of General Contractor Regarding MBE/WBE Participation (1 of 2)

Name of Project: John Hancock Replacement School

STATE OF ILLINOIS }
 } SS
 COUNTY OF COOK }

In connection with the above-captioned contract, I HEREBY DECLARE AND AFFIRM that I am the
 President

 Title and duly authorized representative of
 K.R. Miller Contractors, Inc.

 Name of General Contractor whose address is
 1624 Colonial Parkway

in the City of Inverness, State of Illinois

and that I have personally reviewed the material and facts submitted with the attached Schedules of MBE/WBE participation in the above-referenced Contract, including Schedule C and Schedule B (if applicable), and the following is a statement of the extent to which MBE/WBE firms will participate in this Contract if awarded to this firm as the Contractor for the Project.

Name of MBE/WBE Contractor	Type of Work to be Done in Accordance with Schedule C	Dollar Credit Toward MBE/WBE Goals	
		MBE	WBE
Efficient Trucking	Hauling	\$ 125,000	\$
Herrera Concrete	Site Concrete	\$ 357,000	\$
A2 Landscaping	Landscaping	\$ 324,000	\$
Smart Elevator	Elevator / Lift	\$	\$ 262,300
Evergreen Supply / Elite Electric	Electrical Supplies	\$	\$ 1,000,000
Chicago Voice and Data / Elite Electric	Low Voltage Systems	\$	\$ 1,110,000
MSM	Cold Form Framing and Drywall	\$ 3,963,236	\$
Kedmont Roofing	Roofing	\$	\$ 263,176.75
Total Net MBE/WBE Credit		\$	\$
Percent of Total Base Bid		%	%

The General Contractor may count toward its MBE/WBE goal a portion of the total dollar value of a contract with a joint venture equal to the percentage of the ownership and control of the MBE/WBE partner.

Page 2 of 4
 See Page 4 for Totals

K.R. Miller Contractors, Inc./ALL Masonry Construction Co., Inc. Joint Venture
 Respondents: _____

SCHEDULE D - Affidavit of General Contractor Regarding MBE/WBE Participation (1 of 2)

Name of Project: John Hancock Replacement School

STATE OF ILLINOIS }
 } SS
 COUNTY OF COOK }

In connection with the above-captioned contract, I HEREBY DECLARE AND AFFIRM that I am the
 President

 Title and duly authorized representative of
 K.R. Miller Contractors, Inc.

 Name of General Contractor whose address is
 1624 Colonial Parkway

in the City of Inverness, State of Illinois

and that I have personally reviewed the material and facts submitted with the attached Schedules of MBE/WBE participation in the above-referenced Contract, including Schedule C and Schedule B (if applicable), and the following is a statement of the extent to which MBE/WBE firms will participate in this Contract if awarded to this firm as the Contractor for the Project.

Name of MBE/WBE Contractor	Type of Work to be Done in Accordance with Schedule C	Dollar Credit Toward MBE/WBE Goals	
		MBE	WBE
General Building Supply (Integrated)	ACT Supplies	\$	\$ 2,675,000
Evans Electric (Blackhawk Mechanical)	Controls Pipe and Wiring	\$ 321,000	\$
Stevenson Crane (Blackhawk Mechanical)	Crane	\$	\$ 15,000
CR Schmidt	Pavers	\$	\$ 109,000
ALL Masonry	Masonry, Weather Barriers, GC's	\$ 6,759,539	\$
Altamanu	Landscape Architect	\$	\$ 85,000
Naughton and Associates	Signage Consultant	\$	\$ N/A
CCJM	MEP/FP Engineer	\$ 942,446	\$
Total Net MBE/WBE Credit		\$	\$
Percent of Total Base Bid		%	%

The General Contractor may count toward its MBE/WBE goal a portion of the total dollar value of a contract with a joint venture equal to the percentage of the ownership and control of the MBE/WBE partner.

Page 3 of 4
 See Page 4 for Totals

K.R. Miller Contractors, Inc./ALL Masonry Construction Co., Inc. Joint Venture
 Respondents: _____

SCHEDULE D - Affidavit of General Contractor Regarding MBE/WBE Participation (1 of 2)

Name of Project: John Hancock Replacement School

STATE OF ILLINOIS }
 } SS
 COUNTY OF COOK }

In connection with the above-captioned contract, I HEREBY DECLARE AND AFFIRM that I am the
 President

 Title and duly authorized representative of
 K.R. Miller Contractors, Inc.

 Name of General Contractor whose address is
 1624 Colonial Parkway

in the City of Inverness, State of Illinois

and that I have personally reviewed the material and facts submitted with the attached Schedules of MBE/WBE participation in the above-referenced Contract, including Schedule C and Schedule B (if applicable), and the following is a statement of the extent to which MBE/WBE firms will participate in this Contract if awarded to this firm as the Contractor for the Project.

Name of MBE/WBE Contractor	Type of Work to be Done in Accordance with Schedule C	Dollar Credit Toward MBE/WBE Goals	
		MBE	WBE
EVA Design and Engineering	Civil Engineer	\$ 142,250	\$
RME	Structural Engineer	\$ 471,000	\$
Urbanworks	Design Architect	\$	\$ 1,204,923
Garth Supply / BOFO Waterproofing Systems	Supply Waterproofing	\$ 35,000	\$
Garth / Kedmont	Roofing Supplier	\$ 884,000	\$
Royal Sheet Metal	Sheet Metal Flashing Supplier	\$ 150,270	\$
Aloha Development	Printing Services	\$	\$ 13,940
		\$	\$
Total Net MBE/WBE Credit		\$ 18,971,893	\$ 11,703,789
Percent of Total Base Bid		25.08 %	15.46 %

The General Contractor may count toward its MBE/WBE goal a portion of the total dollar value of a contract with a joint venture equal to the percentage of the ownership and control of the MBE/WBE partner.



Project Name CLTAF
Project Address: 5700 W Homer St, Chicago IL 60639
General Contractor: Skender
Project Manager: Jerry Winchester

Cost Code	Trade Description	Anticipated / Negotiated Contract Value	Subcontractor	MBE \$	WBE \$
	Demolition				
02-050	Interior Building Demolition (Zone E)	\$ 211,000	Break-Thru	\$ -	\$ 24,265.00
	Earthwork				
02-300	Excavation for Building and Site	\$ 818,763	Quality Excavation	\$ 137,442	\$ -
	Utilities				
02-500	Site Utilities (Water, Sanitary, Storm)	\$ 387,935	Ewing Doherty	\$ 74,472	\$ -
	Exterior Improvements				
02-900	Landscaping	\$ 159,277	Christy Webber	\$ -	\$ 119,458
	Concrete				
03-300	Sidewalk, Curb, and Aprons	\$ 1,397,000	Premium Concrete	\$ 130,000	\$ -
	Masonry				
04-200	Building CMU	\$ 1,191,000	Vimak Masonry	\$ 238,200	\$ -
	Metals				
05-100	Structural Steel	\$ 1,445,841	Kingery Steel	\$ 375,919	
	Rough Carpentry				
06-200	Rough and Trim Carpentry	\$ 101,409	E&K	\$ 15,211	\$ -
	Millwork				
06-400	Millwork & Tops	\$ 100,259	Inter Ocean	\$ -	\$ 6,016
	Roofing				
07-500	Roofing, sheetmetal and green roof	\$ 1,245,861	A-1 Roofing	\$ 323,924	\$ 74,752
	Fire Proofing				
07-810	Spray Fireproofing	\$ 71,885	LB Hall	\$ 71,885	
	Special Doors				
08-300	OH Coiling Doors	\$ 50,200	Anagnos		\$ 50,200
	Glass & Glazing				
08-800	Glass and Curtainwall	\$ 1,121,720	US Arch. Mtl & Glass	\$ 1,121,720	
	Cold-Formed framing				
09-100	Interior and Exterior Metal framing & Drywall	\$ 320,557	E&K	\$ 83,345	
	Tile				
09-300	Ceramic Tile	\$ 132,046	DTI of Illinois	\$ 132,046	
	Ceiling				
09-500	ACT Ceiling & Baffles	\$ 301,549	E&K	\$ 114,589	
	Paint and Coating				
09-900	Painting	\$ 296,200	All-Tech Decorating	\$ 44,430	
	Plumbing				
15-400	Plumbing	\$ 818,838	AMS Mechanical	\$ 212,898	\$ 49,130
	Mechanical Systems				
15-700	HVAC	\$ 1,437,373	Atomatic	\$ 22,998	\$ 112,115
	Electrical Systems				
16-001	Electrical	\$ 1,317,062	Connelly Electric	\$ 342,436	\$ 79,024
Subtotal				\$ 3,441,514	\$ 514,959

Total MBE Participation: **20.26%** Goal = 20%
 Total WBE Participation: **3.03%** Goal = 2%



Project Name 609 W. Randolph
Project Address: 609 W. Randolph St, Chicago IL 60661
General Contractor: Skender Construction, LLC.
Project Manager: Lauren Bauer & Reggie Reyes

Cost Code	Trade Description	Anticipated / Negotiated Contract Value	Subcontractor	MBE \$	WBE \$
	Caisson				
	Caissons	\$ 523,500	Keller	\$ 10,470	\$ 26,175.00
	Earthwork				
02-300	Excavation for Building and Site	\$ 257,000	Taylor Excavating	\$ 43,690	\$ -
	Utilities				
02-500	Site Utilities (Water, Sanitary, Storm)	\$ 139,180	Legacy	\$ 54,250	
	Exterior Improvements				
02-900	Landscaping	\$ 60,500	Intrinsic	\$ -	\$ 5,183
	Concrete				
03-300	Concrete Structure	\$ 6,170,989	Adjustable Concrete	\$ 208,700	\$ 637,518
	Metals				
05-100	Structural Steel	\$ 941,866	Ralph H. Simpson	\$ 383,111	
	Millwork				
06-400	Millwork & Tops	\$ 100,259	Parenti & Raffielli	\$ 54,663	
	Metal Panels				
07-460	Metal Panels and Siding	\$ 1,218,500	All American	\$ 267,817	
	Roofing				
07-500	Roofing, sheetmetal and green roof	\$ 406,860	Bennett & Brosseau	\$ 104,843	\$ 11,231
	Exterior Glazing				
08-440	Exterior Curtainwall	\$ 3,330,000	Glass Solutions, Inc.	\$ 266,603	
	Drywall, Carpentry and Cold-Formed Framing				
09-290	Interior and Exterior Metal framing & Drywall	\$ 1,545,700	Anning Johnson	\$ 180,000	
	Tile				
09-300	Ceramic Tile	\$ 484,900	DTI of Illinois	\$ 484,900	
	Paint and Coating				
09-900	Painting	\$ 306,300	Continental	\$ 306,300	
	Fire Protection				
15-300	Fire Protection	\$ 381,300	USAFP	\$ 115,253	
	Plumbing				
15-400	Plumbing	\$ 854,000	Ewing Doherty	\$ 234,000	\$ 51,240
	Mechanical Systems				
15-700	HVAC	\$ 1,200,000	Advance Mechanical Systems	\$ 108,474	\$ 59,922
	Electrical Systems				
16-001	Electrical	\$ 2,050,000	Titan Electric	\$ 230,090	\$ 346,062
	Surveying				
33-13-	Construction Survey	\$ 45,000	Certified		\$ 45,000
	Site Lighting				
32-310	Street Lights and Traffic Signal	\$ 65,800	City Lights		\$ 65,800

Subtotal

\$ 3,053,163 \$ 1,248,131

Total MBE Participation: **12.33%** Goal = 10.07%
 Total WBE Participation: **5.04%** Goal = 3.37%

Submission Date:

Submission Step:

Project Name : 205 S Peoria

Project Address : 205 S Peoria St,

Current Awarded/Projected Totals

Trade	Subcontractor	Contract Value	MBE Prime/Tier Subcontractor(s)	MBE Scope	MBE	MBE Value	WBE Prime/Tier Subcontractor(s)	Scope	WBE Dollar Value Included	WBE Value	Hours	Chicago Resident Hours	Chicago Residency %
General Contractor	Power Construction	\$7,994,710			\$ -	0%			\$ -	0%	16669.50	4871.00	29%
Temporary Hoist	Safway Hoist	Excluded			\$ -	0%			\$ -	0%	N/A	N/A	N/A
Temporary Fencing	Midwest Fence	\$66,248			\$ -	0%			\$ -	0%	135.00	22.00	16%
Temporary Protective Walkways	Designed Equipment	\$29,250			\$ -	0%			\$ -	0%	72.00	8.00	11%
Surveying	JSS	\$56,345			\$ -	0%			\$ -	0%	516.00	0.00	0%
Final Cleaning	Construction Cleaning Ser	\$185,425			\$ -	0%	Construction Cleaning Services		\$185,425	100%	1984.00	1272.00	64%
Structure Demolition	Heneghan Wrecking	\$131,577			\$ -	0%			\$ -	0%	664.50	392.50	59%
Concrete	McHugh	\$14,991,081			\$ -	0%			\$ -	0%	69187.00	16780.00	24%
Concrete Topping	CCI Flooring	\$278,388			\$ -	0%			\$ -	0%	1563.00	483.00	31%
Masonry	Mike Cachey Construction	\$2,116,530			\$ -	0%			\$ -	0%	12775.00	630.00	5%
Metal Fabrications	Ralph Simpson Co	\$2,026,295			\$ -	0%			\$ -	0%	8931.50	8.00	0%
Carpentry	Power Carpentry	\$2,395,905	Meccor Industries	Doors, Frames, Hardwar	\$ 629,636.00	26%			\$ -	0%	12251.00	1149.50	9%
Furnish Only - Millwork	ALX	\$224,420			\$ -	0%			\$ -	0%	N/A	N/A	N/A
Traffic Coatings/Waterproofing	Sager Sealant	\$259,743			\$ -	0%			\$ -	0%	490.00	455.00	93%
Metal Panels	Creative Panel	\$329,952			\$ -	0%			\$ -	0%	931.00	82.00	9%
Roofing	Bennett and Brosseau	\$1,329,982	Garth Building Products & Services	Roofing Materials	\$ 134,572.00	10%	Christy Webber Landscapes	Landscaping	\$ 85,000.00	6%	5815.00	3460.00	60%
Furnish Only - Sheet Metal Flashing an	Mid-States	\$40,711			\$ -	0%			\$ -	0%	N/A	N/A	N/A
Applied Fireproofing	Wilkin Insulation	\$7,475			\$ -	0%			\$ -	0%	8.00	0.00	0%
Furnish Only - Doors/Frames/Hardwar	American Building Services	\$999,579			\$ -	0%			\$ -	0%	N/A	N/A	N/A
Overhead Doors	Anagnos	\$95,800			\$ -	0%			\$ -	0%	106.00	0.00	0%
Curtainwall/Interior Glazing	Gateway	\$644,916	Architectural Systems, Inc.	Glass and Glazing	\$ 148,571.00	23%			\$ -	0%	1009.00	64.00	6%
Window Wall	CK2	Excluded			\$ -	0%			\$ -	0%	10853.00	1309.00	12%
Ext. & Int. Framing/Drywall	Anning-Johnson	\$5,947,008	General Building Supply LLC	Drywall Material	\$ 1,250,000.00	21%			\$ -	0%	42859.00	7042.00	16%
Ceramic Tile	Bourbon	\$1,217,326			\$ -	0%	Bourbon Tile	Ceramic Tile	\$1,217,326	100%	9818.00	602.00	6%
Flooring	Mr Davids	\$1,823,607			\$ -	0%			\$ -	0%	7703.00	853.00	11%
Paint	All-Tech	\$932,402			\$ -	0%			\$ -	0%	3918.00	319.00	8%
Signage	Poblocki	\$59,116			\$ -	0%			\$ -	0%	86.00	0.00	0%
Furnish Only - Toilet Accessories	BathX	\$64,307			\$ -	0%			\$ -	0%	N/A	N/A	N/A
Tub and Shower Doors	Contract Mirror	\$205,030			\$ -	0%			\$ -	0%	905.00	0.00	0%
Furnish Only - Fireplaces	Majestic Distributing	\$10,922			\$ -	0%			\$ -	0%	N/A	N/A	N/A
Furnish Only - Building Maintenance Ec	ProBel	Excluded			\$ -	0%			\$ -	0%	N/A	N/A	N/A
Furnish Only - Appliances	GE Appliances	\$916,369			\$ -	0%			\$ -	0%	N/A	N/A	N/A
Window Treatments	Contract Décor	\$326,300			\$ -	0%			\$ -	0%	416.00	0.00	0%
Residential Casework	Bristol	\$645,076			\$ -	0%			\$ -	0%	N/A	N/A	N/A
Countertops	IMG	\$624,588			\$ -	0%			\$ -	0%	1230.00	554.00	45%

180 N Ada
MBE/WBE/Residency Subcontractor Participation Tracking

Furnish Only - Grills	Abt	\$16,095			\$ -	0%			\$ -	0%	N/A	N/A	N/A
Swimming Pool	Maverick/Pool Technologi	\$371,867			\$ -	0%			\$ -	0%	760.00	0.00	0%
Elevators	Otis	Excluded			\$ -	0%			\$ -	0%	5198.50	1082.00	21%
Trash Chute	American Chute	\$51,875			\$ -	0%			\$ -	0%	48.00	0.00	0%
Sprinkler	Johnson Controls	\$1,087,705			\$ -	0%			\$ -	0%	4804.00	927.00	19%
Plumbing	Advance Mechanical	\$5,345,673	C & G Construction Supply Co. Inc.	Plumbing Materials	\$ 616,091.00	12%	Lizy Lift, Inc.	Lift Rental	\$ 15,192.00	0.28%	22774.00	1160.00	5%
HVAC	EMCOR Team Mechanical	\$4,458,824	W.E. Bishop & Co.	HVAC Materials	\$ 815,835.00	18%			\$ -	0%	17214.00	3577.00	21%
Electrical	Shamrock Electric	\$6,281,850	Pure Electric Inc	Electrical Materials	\$ 1,246,022.00	20%	ACTIVE ELECTRICAL SUPPLY	Material Supply	\$ 535,712.00	9%	31934.00	12446.00	39%
Site Electrical	City Lights	\$54,250	City Lights, Ltd.	Electrical	\$54,250	100%					240.00	107.00	45%
Excavating	MGM	\$604,012	Efficient Trucking, Inc.	Hauling	\$ 415,340.00	69%			\$ -	0%	1456.00	426.00	29%
Drilled Piers	Stalworth	\$963,949			\$ -	0%	Clausen Structures, Inc. (IDOT Certified)	Rebar labor	\$ 105,932.00	11%	1272.00	197.00	15%
Site Contrete/Asphalt Paving	Abbey Paving	\$393,000	Tru-Seal JR's Trucking N Construction	Pavement Striping Hauling	\$ 9,677.00	2%			\$ -	0%	1121.25	179.50	16%
Site Utilities	Berger Excavating	\$311,467			\$ -	0%	Berger (WBENC Certified)	Site Utilities	\$311,467	100%	1136.00	0.00	0%
Totals		\$ 66,916,950			\$5,319,994	8%			\$ 2,456,054	4%	298853	60458	20.23%

PROJECT ADDRESS
PROJECT WARD

670 N May
27

MBE/WBE SUBCONTRACTORS	MBE VS WBE	SCOPE OF WORK	TOTAL SUBCONTRACT VALUE	% OF TPC	TOTAL PROJECT COST (TPC)
Amberleaf Cabinetry, Inc.	MBE	Furnish and install cabinets & vanities	\$355,431.94	1.69%	\$21,031,476.00
CSI 3000	MBE	Sitework	\$239,758.83	1.14%	\$21,031,476.00
Denk & Roche (Royal Crane)	MBE	Cold Formed Metal Framing - Crane	\$145,117.18	0.69%	\$21,031,476.00
High Rise Security Systems	MBE	Fire Alarm	\$147,220.33	0.70%	\$21,031,476.00
Kedmont Waterproofing	WBE	Waterproofing	\$29,444.07	0.14%	\$21,031,476.00
Kotur Mechanical (Material from MBE Supplier)	MBE	Fire Sprinkler	\$149,323.48	0.71%	\$21,031,476.00
Mihos Plumbing (Material Through MBE Supplier)	MBE	Plumbing	\$500,549.13	2.38%	\$21,031,476.00
Pure Electric	MBE	Provide Light Fixtures	\$229,243.09	1.09%	\$21,031,476.00
Bell's Better Buildings Inc, DBA Twenty Eleven Construction Inc	MBE	Excavation & Utility Work	\$374,360.27	1.78%	\$21,031,476.00
TOTAL	-	-	\$2,170,448.32	10.32%	\$21,031,476.00

MBE, WBE and Local City Resident Equitable Participation Data

<u>Submission Date</u>	6/17/2020
<u>Submission Step</u>	Certificate of Occupancy
<u>Project Name</u>	730 Milwaukee
<u>Project Address</u>	734-36 N. Milwaukee Ave., 700-16 N. Carpenter St., 1030-42 W. Huron St.
<u>Planned Development Number (and sub area, as applicable)</u>	1396
<u>Applicant</u>	Tandem Partners LLC
<u>Applicant's Authorized Representative</u>	Dimitri Nassis
<u>General Contractor</u>	Tandem Construction Inc.
<u>Name of MBE Subcontractor</u>	See attached
<u>Scope of Work</u>	See attached
<u>Dates of Work</u>	See attached
<u>Percentage of Total Project Cost (line 41) Paid to MBE (line 19) for Work Performed (line 21)</u>	6%
<u>Name of WBE Subcontractor</u>	See attached
<u>Scope of Work</u>	See attached
<u>Dates of Work</u>	See attached
<u>Percentage of Total Project Cost (line 41) Paid to WBE (line 27) for Work Performed (line 29)</u>	4%
<u>Total Construction Jobs</u>	250
<u>Percentage of Total Construction Jobs (line 35) filled by City of Chicago Residents</u>	59%
<u>Percentage of Total Construction Jobs (line 35) filled by Ward (specific to this project) Residents</u>	5%
<u>Total Project Cost</u>	\$58,535,000.00

This submission is made in response to the associated MBE, WBE and Local City Resident Equitable Participation Statement found in the Planned Development which corresponds to this data; all information is compiled, verified and attested to by the applicant, pursuant to the Certification of MBE, WBE and Local City Resident Equitable Participation affidavit that the applicant submitted with this document.

<u>Submission Date</u>	6/17/2020
<u>Submission Step</u>	Certificate of Occupancy
<u>Project Name</u>	730 Milwaukee
<u>Project Address</u>	734-36 N. Milwaukee Ave., 700-16 N. Carpenter St., 1030-42 W. Huron St.
<u>Planned Development #</u>	1396
<u>Applicant</u>	Tandem Partners, LLC
<u>Applicant's Authorized Representative</u>	Dimitri Nassis
<u>General Contractor</u>	Tandem Construction Inc.
<u>Construction Contract Value</u>	\$55,660,000.00
<u>Project Value</u>	\$58,535,000.00

<u>Name of MBE Subcontractor</u>	<u>Scope of Work</u>	<u>Amount</u>
MW & Associates	Consulting	22,500
Design Consulting Engineers	Material Testing	179,943
CKL Engineers, LLC	Erosion Control Inspections	9,929
E. King Construction Co., Inc.	Trucking	156,451
Simplee Removal & Trucking Inc.	Demolition	212,106
Axis Response Group	Abatement	19,805
City Lights, Ltd.	Street Light Removal & Restoration	31,524
Regal Builders, LLC	Flooring, Tile & Carpet	1,339,216
C & G Construction Supply	Plumbing Supply	66,035
Torch Electric Co.	Electrical Supply	1,136,933
Amsysco, Inc.	Post Tensioning Mateial Supply	194,465
Total		3,368,906

<u>Name of WBE Subcontractor</u>	<u>Scope of Work</u>	<u>Amount</u>
MAP Strategies	Permit Expediting	27,255
Intren, LLC	Temporary Electric Service	143,000
CKL Engineers, LLC	Erosion Control Inspections	9,929
Certified Construction Services, LLC	Field Survey	73,261
E. King Construction Co., Inc.	Trucking	156,451
Simplee Removal & Trucking Inc.	Demolition	212,106
Kedmont Waterproofing Co., Inc.	Roofing & Waterproofing	325,371
City Lights, Ltd.	Street Light Removal & Restoration	31,524
Construction Cleaning Company	Final Cleaning	138,865
Ambar, Inc.	Rebar Placement	967,010
Chicago Steel Construction, LLC	Crane Erection	180,550
Certified Construction Services, LLC	Caisson Layout	31,594
Total		2,296,916

This submission is made in response to the associated MBE, WBE and Local City Resident Equitable Participation Statement found in the Planned Development which corresponds to this data; all information is compiled, verified and attested to by the applicant, pursuant to the Certification of MBE, WBE and Local City Resident Equitable Participation affidavit that the applicant submitted with this document.

800 Fulton Market (pg 1)

						Awarded or Award in Process (\$)		Spend to Date (Work Performed and Paid)		
Project Location	Project Name	Project Amount (Denominator)	\$53,887,034.00	Diversity Status	Goals	Awarded or Award in Process (\$)	Awarded or Award in Process (%)	Spend Amount	Spend %	
800 Fulton Market	800 Fulton Market			MBE	18.14%	\$9,775,108	\$5,440,613	10.10%	\$5,440,613	10.10%
				WBE	4.49%	\$2,419,528	\$5,073,183	9.41%	\$5,073,183	9.41%
DIVERSITY TRACKING REPORT										
Financial % Complete	100.00%									
CONTRACTOR/SUPPLIER INFORMATION					DIVERSITY STATUS	CONTRACT			PAID	
MWBE - Scope of Work	Tier Designation	Contracting Tier	Prime Contractor	Lower-Tier Contractor	M/WBE Diversity Designation Claimed	Contract Status	Original Contract Value	Revised Contract Value	Diversity Awarded or in Award Process	Spend to Date (Work Performed and Paid)
		Prime (Tier 1)	MGM Excavating LLC			Executed	\$ 944,482	\$ 381,820		
Trucking, stone disposal	Installer (Labor & Material)	Tier #2	MGM Excavating LLC	Efficient Trucking	MBE	Executed		\$ 627,114	\$ 627,114	\$ 627,114
		Prime (Tier 1)	Case Foundation Co.			Executed	\$ 969,150	\$ 960,108		
Layout Service	Professional Services	Tier #2	Case Foundation Co.	Certified Construction Services, LLC	WBE	Executed		\$ 40,990	\$ 40,990	\$ 40,990
		Prime (Tier 1)	N/A			Executed	\$ 65,000	\$ -		
	Installer (Labor & Material)	Prime (Tier 1)	Keller North America, Inc. FKA Hayward Baker, Inc.			Executed	\$ 850,000	\$ 457,179		
Survey/Layout Services	Professional Services	Tier #2	Keller North America, Inc. FKA Hayward Baker, Inc.	Professional Associated	WBE	Executed		\$ 5,740	\$ 5,740	\$ 5,740
Crane Provider with Operator	Equipment Supplier	Tier #2	Keller North America, Inc. FKA Hayward Baker, Inc.	Royal Crane Service, Inc.	MBE	Executed		\$ 76,056	\$ 76,056	\$ 76,056
Steel Manufacturer and Supplier	Material Supplier	Tier #2	Keller North America, Inc. FKA Hayward Baker, Inc.	Great Lakes Metals Corp.	WBE	Executed		\$ 384,400	\$ 230,640	\$ 230,640
Electrical Contractor	Installer (Labor & Material)	Prime (Tier 1)	City Lights, Ltd.		MBE	Executed	\$ 135,750	\$ 149,905	\$ 149,905	\$ 149,905
Landscaping	Installer (Labor & Material)	Prime (Tier 1)	OMNI Ecosystems		WBE	Executed	\$ 687,000	\$ 440,572	\$ 440,572	\$ 440,572
	Installer (Labor & Material)	Tier #2	OMNI Ecosystems	Brightview Landscape Development		Executed		\$ 216,861		
	Installer (Labor & Material)	Tier #2	OMNI Ecosystems	JM Irrigation		Executed		\$ 48,925		
		Prime (Tier 1)	JE Duff, Inc.			Executed	\$ 679,000	\$ 884,140		
		Prime (Tier 1)	Zalk Josephs Fabricators, Inc.			Executed	\$ 2,100,000	\$ 2,140,276		
		Prime (Tier 1)	Meccor Industries, Ltd.			Executed	\$ 674,189	\$ 1,421,476		
		Prime (Tier 1)	Stair One, Inc.			Executed	\$ 303,550	\$ 324,700		
		Prime (Tier 1)	N/A			Executed	\$ 4,290,923	\$ -		
		Prime (Tier 1)	All Sealants, Inc.			Executed	\$ 530,000	\$ 550,037		
		Prime (Tier 1)	Bennett & Brosseau			Executed	\$ 1,850,000	\$ 1,730,815		
Roof insulation supplier	Material Supplier	Tier #2	Bennett & Brosseau	Garth Building Products	MBE	Executed		\$ 194,146	\$ 116,488	\$ 116,488
Furnish & Install		Prime (Tier 1)	Abbey Paving Co., Inc.			Executed	\$ 330,000	\$ 375,860		
		Prime (Tier 1)	Architectural Glass Works			Executed	\$ 465,000	\$ 533,313		
Installation of All Interior Glazing	Installer (Labor & Material)	Tier #2	Architectural Glass Works	VEI Solutions - Base	MBE	Executed		\$ 132,716	\$ 132,716	\$ 132,716
Installation of All Interior Glazing	Installer (Labor & Material)	Tier #2	Architectural Glass Works	VEI Solutions - Amenty	MBE	Executed		\$ 132,716	\$ 132,716	\$ 132,716

800 Fulton Market (pg 2)

Door Installation		Prime (Tier 1)	House of Doors, Inc.			Executed	\$ 41,091	\$ 41,091			
		Prime (Tier 1)	Crown Corr, Inc.			Executed	\$ 15,500,000	\$ 14,249,218			
Firesafing, insulation	Installer (Labor & Material)	Tier #2	Crown Corr, Inc.	Bartkowski		WBE	Executed	\$ 470,440	\$ 470,440	\$ 470,440	
Storefront and Glazing Installer	Installer (Labor & Material)	Tier #2	Crown Corr, Inc.	VEI Solutions		MBE	Executed	\$ 1,157,350	\$ 1,157,350	\$ 1,157,350	
Lift Equipment	Equipment Supplier	Tier #2	Crown Corr, Inc.	OER Services		WBE	Executed	\$ 323,108	\$ 193,865	\$ 193,865	
Steel Manufacturer for Curtain Wall Components and Anchors	Manufacturer	Tier #2	Crown Corr, Inc.	Bridgeport Steel		MBE	Executed	\$ 148,307	\$ 148,307	\$ 148,307	
		Prime (Tier 1)	N/A				Executed	\$ 249,600	\$ -		
		Prime (Tier 1)	E&K of Chicago				Executed	\$ 3,600,000	\$ 4,093,638		
Metal Framing	Material Supplier	Tier #2	E&K of Chicago	General Building Supply		MBE	Executed	\$ 515,333	\$ 309,200	\$ 309,200	
		Prime (Tier 1)	Stone Installation and Maintenance Inc.				Executed	\$ 597,000	\$ 766,466		
Site Fencing	Installer (Labor & Material)	Prime (Tier 1)	Unity Fencing			MBE	Executed	\$ 8,630	\$ 45,120	\$ 45,120	
		Prime (Tier 1)	Flooring Resources Corp.				Executed	\$ 193,265	\$ 199,685		
		Prime (Tier 1)	Menconi Terrazzo				Executed	\$ 282,500	\$ 473,250		
Terrazzo materials	Material Supplier	Tier #2	Menconi Terrazzo	Terrazzo and Concrete		MBE	Executed	\$ 50,000	\$ 30,000	\$ 30,000	
Painting		Prime (Tier 1)	Ascher Brothers Co., Inc.				Executed	\$ 220,000	\$ 142,308		
Painting and wallcover	Installer (Labor & Material)	Tier #2	Ascher Brothers Co., Inc.	Paniagua Group		MBE	Executed	\$ 147,921	\$ 147,921	\$ 147,921	
		Prime (Tier 1)	Interior Concepts, Inc.				Executed	\$ 297,000	\$ 369,187		
		Prime (Tier 1)	Poblocki Sign Company				Executed	\$ 78,500	\$ 109,400		
		Prime (Tier 1)	Pryor Marking Products				Executed	\$ 56,000	\$ 72,000		
Plumbing	Installer (Labor & Material)	Prime (Tier 1)	DW Mechanical Group, Inc			WBE	Executed	\$ 2,979,000	\$ 3,190,104	\$ 3,104,474	
	Installer (Labor & Material)	Tier #2	DW Mechanical Group, Inc	Fall Insulation			Executed	\$ 154,720			
		Prime (Tier 1)	Advance Mechanical Systems, Inc.				Executed	\$ 4,960,000	\$ 4,570,918		
Furnish & Install DQAS units, Boilers, Electric Heating Equipment	Installer (Labor & Material)	Tier #2	Advance Mechanical Systems, Inc.	Command Mechanical		MBE	Executed	\$ 1,039,167	\$ 1,039,167	\$ 1,039,167	
	Material Supplier	Tier #2	Advance Mechanical Systems, Inc.	Hillco Distributing Co		WBE	Executed	\$ 510,769	\$ 306,461	\$ 306,461	
		Prime (Tier 1)	William T. Connelly Electric, Inc.				Executed	\$ 5,650,000	\$ 5,279,799		
Electrical lighting fixture	Installer (Labor & Material)	Tier #2	William T. Connelly Electric, Inc.	Taylor Electric		MBE	Executed	\$ 858,788	\$ 858,788	\$ 858,788	
Fixtures & day to day supplies	Material Supplier	Tier #2	William T. Connelly Electric, Inc.	Express Electric Supply		MBE	Executed	\$ 696,609	\$ 417,965	\$ 417,965	
Switchgear and day to day supplies	Material Supplier	Tier #2	William T. Connelly Electric, Inc.	Pure Electric			Executed	\$ 1,018,795			
Lighting Control, Car Charges, day to day supplies	Material Supplier	Tier #2	William T. Connelly Electric, Inc.	Evergreen Supply		WBE	Executed	\$ 44,163	\$ 26,498	\$ 26,498	
		Prime (Tier 1)	Phoenix Systems				Executed	\$ 379,000	\$ 634,212		
		Prime (Tier 1)	N/A				Executed	\$ 500,000	\$ -		
Final Cleaning	Installer (Labor & Material)	Prime (Tier 1)	Scrub King			WBE	Executed	\$ 93,143	\$ 253,503	\$ 253,503	
Compliance Consulting	Professional Services	Prime (Tier 1)	Communities Empowered through Construction (CEC)			MBE	Executed	\$ 51,800	\$ 51,800	\$ 51,800	
TOTAL TRADES								\$ 50,785,573	\$ 53,887,034	\$ 10,513,796	\$ 10,513,796

PROJECT ADDRESS
PROJECT WARD

808 Cleveland
27


MBE/WBE SUBCONTRACTORS	MBE VS WBE	SCOPE OF WORK	TOTAL SUBCONTRACT	% OF TPC	TOTAL PROJECT COST (TPC)
Bennett & Brousseau	MBE	Roofing	\$103,817.04	0.18%	\$57,676,132.00
Bonus Electric	MBE	Electrical	\$1,909,079.97	3.31%	\$57,676,132.00
Boswell Building Contractors	WBE	Metal Panel/Louvers	\$582,528.93	1.01%	\$57,676,132.00
Certified Construction	WBE	Surveying	\$57,676.13	0.10%	\$57,676,132.00
D.A.M. Plumbing	MBE	Plumbing	\$80,746.58	0.14%	\$57,676,132.00
Granite Innovations	MBE	Stone Countertops	\$374,894.86	0.65%	\$57,676,132.00
Keller	WBE	Caissons	\$28,838.07	0.05%	\$57,676,132.00
Kingston Tile	MBE	Flooring	\$1,851,403.84	3.21%	\$57,676,132.00
Lindahl	MBE	Excavation	\$155,725.56	0.27%	\$57,676,132.00
Meccor Industries LTD	MBE	Finish Carpentry	\$1,222,734.00	2.12%	\$57,676,132.00
Nova Fire Protection	WBE	Fire Protection	\$80,746.58	0.14%	\$57,676,132.00
Reflections Window Wall (RWW)	MBE	Window Wall / Storefront	\$6,505,867.69	11.28%	\$57,676,132.00
Sturdi Iron	MBE	Misc. Metal	\$409,500.54	0.71%	\$57,676,132.00
TOTAL	-	-	\$13,363,559.78	23.17%	\$57,676,132.00

PROJECT ADDRESS
PROJECT WARD

808 Wells
27

MBE/WBE SUBCONTRACTORS	MBE VS WBE	SCOPE OF WORK	TOTAL SUBCONTRACT VALUE	% OF TPC	TOTAL PROJECT COST (TPC)
Riteway Huggins	MBE	Excavation	\$1,216,289.00	1.84%	\$66,122,599.00
		Carpentry, Railing Install, Window			
Meccor Industries	MBE	Installation	2,648,092.00	4.00%	\$66,122,599.00
Pure Electric	MBE	Light Fixtures	1,029,715.00	1.56%	\$66,122,599.00
Chicago Fire Detection Systems	MBE	Install Fire Detection System	88,685.00	0.13%	\$66,122,599.00
Express Electric Supply	MBE	Supply Electrical	11,200.00	0.02%	\$66,122,599.00
Wolf Electric Supply	MBE	Supply Electric	2,702.00	0.00%	\$66,122,599.00
Dynamic Heating & Piping	MBE	Hydronic Piping	\$1,700,343.00	2.57%	\$66,122,599.00
Building Asset Systems	MBE	Electrician for HVAC Install	\$88,300.00	0.13%	\$66,122,599.00
RHL Insulation	WBE	Insulation & Firestopping	\$380,475.00	0.58%	\$66,122,599.00
RAM Fire Protection	MBE	Electrician for HVAC Install	\$733,960.85	1.11%	\$66,122,599.00
Garces Plumbing	Both	Plumbing Excavation	424,579.00	0.64%	\$66,122,599.00
Abitua Sewer Water & Plumbing	MBE	Plumbing fixture install	848,051.00	1.28%	\$66,122,599.00
CG Construction Supply	Both	Supply caulk	\$8,600.00	0.01%	\$66,122,599.00
Certified Construction Services	WBE	Surveying	24,242.00	0.04%	\$66,122,599.00
Il In One Contractors	MBE	Masonry Install	\$217,102.00	0.33%	\$66,122,599.00
Elston Material	MBE	Masonry Supplies	\$55,000.00	0.08%	\$66,122,599.00
Diversified Construction	MBE	Canopy Installation and Rental	\$64,950.00	0.10%	\$66,122,599.00
		Light pole removal and storage &			
City Lights	WBE	reinstallation	\$37,466.00	0.06%	\$66,122,599.00
Garth Building Products	Both	Waterproofing & Roofing Material	222,225.00	0.34%	\$66,122,599.00
Gonzalez Iron Works	MBE	Misc. Metals	704,630.00	1.07%	\$66,122,599.00
MSM Solutions	MBE	Drywall	1,701,831.00	2.57%	\$66,122,599.00
MAC Construction Services	MBE	Drywall and Painting	2,385,000.00	3.61%	\$66,122,599.00
Underland Architectural Systems	MBE	Louver Materials	12,929.00	0.02%	\$66,122,599.00
A2 Landscape Contractors	WBE	Landscape installation	387,415.00	0.59%	\$66,122,599.00
JM Irrigation	MBE	Irrigation installation	34,200.00	0.05%	\$66,122,599.00
Bourbon Tile & Marble	WBE	Tile furnish and install	1,293,896.00	1.96%	\$66,122,599.00
r MDI Transportation	WBE	Trucking	35,936.00	0.05%	\$66,122,599.00
Biofoam	WBE	Spray Foam Insulation	12,042.00	0.02%	\$66,122,599.00
Sanchez Paving	MBE	Street Paving	71,000.00	0.11%	\$66,122,599.00
Scrub King	WBE	Final Clean	186,093.00	0.28%	\$66,122,599.00

General Building Supply	MBE	Window Shade Supplier	70,000.00	0.11%	\$66,122,599.00
Unity Fencing	MBE	Site Fencing	45,000.00	0.07%	\$66,122,599.00
Twenty Eleven Construction	MBE	Sitework	122,908.00	0.19%	\$66,122,599.00
Andersen Concrete Pumping	WBE	Concrete Pump & Operator	180,707.00	0.27%	\$66,122,599.00
Escorza Tile	MBE	Sitework	771,013.00	1.17%	\$66,122,599.00
Canino Electric	MBE	Security & Parking Control Install	\$13,621.00	0.02%	\$66,122,599.00
Kedmont Waterproofing	WBE	Waterproofing	\$377,032.00	0.57%	\$66,122,599.00
Royal Sheet Metal	MBE	Sheet Metal Install	40,206.00	0.06%	\$66,122,599.00
TOTAL	-	-	\$18,247,435.85	27.60%	\$66,122,599.00

	MBE/WBE Projection				
Subcontracts/Budgets	Amount	MBE	WBE	MBE Value	WBE Value
Tactical Security Chicago LLC Watchman Services	139,086	100.00%	0.00%	139,086	-
Designed Equipment Corporation Temporary Scaffolding and Platforms	162,408	0.00%	0.00%	-	-
Professionals Associated Co Construction Layout and Surveying	93,275	0.00%	100.00%	-	93,275
Final Cleaning	229,799	0.00%	100.00%	-	229,799
Power Construction Company, LLC Structure Demolition	13,537	0.00%	0.00%	-	-
Heneghan Wrecking & Excavating Co., Inc. Structure Demolition	340,058	0.00%	0.00%	-	-
Power Construction Company, LLC Cast-in-Place Concrete	167,023	0.00%	0.00%	-	-
Adjustable Forms, Inc. Cast-in-Place Concrete	18,870,638	1.72%	9.03%	325,061	1,704,457
Power Construction Company, LLC Unit Masonry	62,375	0.00%	0.00%	-	-
Illinois Masonry Corp. Unit Masonry	\$7,834,877	7.91%	0.00%	619,437	-
Power Construction Company, LLC Metal Fabrications	25,176	0.00%	0.00%	-	-
Meccor Industries Ltd. Metal Fabrications	\$1,871,563	100.00%	0.00%	1,871,563	-
Power Construction Company, LLC - Carpentry Di Carpentry	\$2,738,492	24.47%	0.00%	670,000	-
Goebel Fixture Company Architectural Woodwork	\$1,014,474	0.00%	0.00%	-	-
Kedmont Waterproofing Co., Inc. Bentonite Waterproofing	\$456,319	0.00%	75.00%	-	342,239
All American Exterior Solutions, Commercial Metal Wall Panels	\$276,186	6.52%	0.00%	18,000	-
Power Construction Company, LLC Membrane Roofing	78,693	0.00%	0.00%	-	-
Bennett & Brosseau Roofing, Inc. Membrane Roofing	\$2,110,314	0.00%	9.56%	-	201,690
Spray Insulations, Inc. Applied Fireproofing	\$18,235	0.00%	0.00%	-	-
Power Construction Company, LLC Joint Sealants	7,160	0.00%	0.00%	-	-
TNA Sealants, Inc. Joint Sealants	\$38,980	0.00%	0.00%	-	-
Power Construction Company, LLC Hollow Metal Door and Frame Material	1,175	0.00%	0.00%	-	-
American Building Services, LLC Hollow Metal Door and Frame Material	\$1,179,594	0.00%	0.00%	-	-
Anagnos Door Company Coiling Doors and Grilles	\$67,260	0.00%	0.00%	-	-
Power Construction Company, LLC Sloped Glazing Assemblies	5,775	0.00%	0.00%	-	-
Novum Structures LLC Sloped Glazing Assemblies	263,000	0.00%	0.00%	-	-
Quast Consulting and Testing, Inc. Exterior Wall Testing	30,200	0.00%	0.00%	-	-
Power Construction Company, LLC Aluminum Windows	93,731	0.00%	0.00%	-	-
Chicago Heights Glass, Inc. Aluminum Windows	\$8,757,594	0.00%	0.00%	-	-
Architectural Glass Works, Inc. Interior Glazing	\$251,111	0.00%	0.00%	-	-
Power Construction Company, LLC Gypsum Board Assemblies	64,011	0.00%	0.00%	-	-
Anning-Johnson Company Gypsum Board Assemblies	\$6,736,116	19.40%	0.00%	1,307,000	-
Power Construction Company, LLC Tiling	31,165	0.00%	0.00%	-	-
Power Construction Company, LLC Resilient Flooring	19,416	0.00%	0.00%	-	-
Escorza Flooring Resilient Flooring	\$3,697,094	100.00%	0.00%	3,697,094	-
Triangle Decorating Co., LLC Painting and Wall Coverings	\$7,261	0.00%	0.00%	-	-
All-Tech., LLC Painting and Wall Coverings	\$1,152,456	0.00%	0.00%	-	-
Poblocki Signage	\$205,722	0.00%	0.00%	-	-
GCS Supply, LLC	\$223,384	0.00%	0.00%	-	-
Metro Glass & Mirror, Inc. Tub and Shower Doors	\$191,690	0.00%	0.00%	-	-
American Heritage Fireplace & Accessories Inc. Manufactured Fireplaces	\$130,000	0.00%	0.00%	-	-
Euroview Enterprises LLC Wardrobe and Closet Specialties	\$67,972	0.00%	0.00%	-	-
Pro-Bel USA Inc.	\$69,500	0.00%	0.00%	-	-
Power Construction Company, LLC Residential Appliances	3,398	0.00%	0.00%	-	-
Abt Electronics and Appliances Residential Appliances	\$1,602,718	0.00%	0.00%	-	-
Tunnel Vision Technology, Inc. Window Treatments	\$266,660	0.00%	0.00%	-	-
Fertig Cabinet Co., Inc. Manufactured Wood-Veneer-Faced Casework	\$100,090	0.00%	0.00%	-	-
AmberLeaf Cabinetry Inc. Residential Casework Material	\$789,555	100.00%	0.00%	789,555	-
International Marble & Granite Supply, Inc. Stone Countertops	\$636,938	0.00%	0.00%	-	-
Power Construction Company, LLC Quartz Agglomerate Countertops	34,681	0.00%	0.00%	-	-

935 W Washington

Granite Innovation, Inc.	\$7,348	100.00%	0.00%	7,348	-
Pool Technologies, Ltd. Swimming Pools	\$69,840	0.00%	0.00%	-	-
Maverick Pools Swimming Pools	\$228,466				
KONE Inc.	\$1,522,008	0.00%	0.00%	-	-
Demco, Inc. Facility Chutes	\$49,142	0.00%	0.00%	-	-
United States Alliance Fire Protection, Inc. Fire Suppression	\$1,521,745	0.00%	0.00%	-	-
Power Construction Company, LLC Plumbing	1,634	0.00%	0.00%	-	-
Great Lakes Plumbing and Heating Company Plumbing	\$7,164,700	0.00%	0.00%	-	-
Power Construction Company, LLC HVAC Piping, Pumps, and Air Distribution	22,310	0.00%	0.00%	-	-
Westside Mechanical Design/Build, LLC HVAC Piping, Pumps, and Air Distribution	\$6,633,985	14.66%	5.77%	972,654	383,039
Power Construction Company, LLC Electrical	51,936	0.00%	0.00%	-	-
Gurtz Electric Co. Electrical	\$10,003,387	14.02%	4.67%	1,402,077	467,359
City Lights, Ltd. Site Electrical	\$121,390	0.00%	0.00%	-	-
Power Construction Company, LLC Temporary Electrical Excess Facility Charges	110,229	0.00%	0.00%	-	-
Power Construction Company, LLC Earth Moving	66,283	0.00%	0.00%	-	-
MGM Excavating LLC Earth Moving	\$1,648,546	53.46%	0.00%	881,284	-
Power Construction Company, LLC Driven Piles	18,114	0.00%	0.00%	-	-
Thatcher Foundations Inc. Driven Piles	\$2,069,077	0.00%	0.00%	-	-
Abbey Paving Company, Inc. Asphalt Paving	\$462,088	0.00%	0.00%	-	-
Midwest Fence Corp. Fences and Gates (Union)	\$98,167	0.00%	0.00%	-	-
Wingren Landscape Inc. Planting	\$37,500	0.00%	0.00%	-	-
Power Construction Company, LLC T&M Change Items	681,505	0.00%	0.00%	-	-
Projected Contingency	-	0.00%	0.00%	-	-
Projected Owner Change Orders	-	-	-	-	-
Sub-Totals	95,817,335			12,700,159	3,421,858
Percentages (excl. Owner Furnishings)		16.83%		13.25%	3.57%



CITY OF CHICAGO

DEPARTMENT OF PLANNING AND DEVELOPMENT

MEMORANDUM

To: The Honorable Jason Ervin
Chairman, Committee on the Budget and Government Operations

From: Patrick Murphey
Acting Commissioner
Department of Planning and Development

CC: Elizabeth Beatty
Mayor's Office of Intergovernmental Affairs

Date: **October 23, 2023**

Re: Request for Information from Annual Appropriation Committee Hearing

ID#: 54-04 Lee ADUs

The following information is provided in response to questions posed at our department's hearing on 10.18.20223 to discuss the proposed 2024 budget.

Alderwoman Lee asked for the following information: How many ADUs (Additional Dwelling Units) have been built since program started, broken down by ward? 175 ADUs have been built. **The included excel spreadsheet will provide additional relevant data.**

As always, please let me know if you have any further questions.

PERMIT#	PERMIT_TYPE	ISSUE DATE	STREET NUMBER	STREET DIRECTION	STREET NAME	SUFFIX	WORK_DESCRIPTION	WARD	Units Constructed
100920664	RENO_PERM	9/28/2021	818 N		OAKLEY	BLVD	SELF CERTIFICATION FOR INTERIOR REMODELING OF EXISTING 6 UNIT, 3 STORY MASONRY BUILDING. DUPLEX REAR 1ST FLOOR UNIT INTO EXISTING UNFINISHED BASEMENT. ADD NEW AFFORDABLE DWELLING UNIT (ADU) IN EXISTING FRONT UNFINISHED BASEMENT. REMOVE EXISTING REAR PORCH AND REBUILD NEW STEEL 3 STORY OPEN PORCH. ALL WORK PER ARCHITECTURAL PLANS. SUBJECT TO FIELD INSPECTION AND AUDIT. 6 DU / 1 ADU / R-2	1	1
100937718	BLDG_PERM	11/4/2022	838 N		HERMITAGE	AVE	2019 CBC *SPR* ERECT 2 STORY MASONRY REAR COACH HOUSE WITH ATTACHED 3-CAR GARAGE ON GROUND FL. & AN ACCESSORY DWELLING UNIT ON THE 2ND FL. PER PLANS. ERECT 2 STORY METAL DECK & STAIRS ON EAST ELEVATION. CONSTRUCTION TYPE III-A, OCCUPANCY GROUP R-5. (EXISTING FRONT BLDG HAS 4 DU'S, PROPERTY TO NOW HAVE A TOTAL OF 5 DU'S & 3 ON-SITE PARKING SPACES)	1	1

100946466	RENO_PERM	#####	1064 N	MARSHFIELD	AVE	SPR 2019 CBC CONVERSTION FROM 3 UNITS TO 4 DWELLING UNITS, ADDING A NEW UNIT (ADU) IN THE BASEMENT PER PLANS **CERTIFIED PLANS CORRECTIONS: CONDITIONAL PERMIT SUBJECT TO FIELD INSPECTIONS **	1	1
100935887	RENO_PERM	1/20/2022	1129 N	DAMEN	AVE	INTERIOR RENOVATION ON ALL LEVELS. NEW CONVERSION UNIT WITHIN BASEMENT OF EXISTING 3-UNIT RESIDENTIAL BUILDING. EXTERIOR WORK IS LIMITED TO WINDOWS, DOORS, AND SIDEWALKS. ARCHITECTURAL, HVAC, PLUMBING & ELECTRICAL, PER PLANS. (NO ZONING CHANGES, NEW UNIT TO FULLY COMPLY W/ CONVERSION UNIT LAWS, INCLUDING 17-2-0303-C & 17-9-0131.)	1	1
100938379	RENO_PERM	6/9/2022	1235 W	GRANVILLE	AVE	2019 SPR: CONVERT EXISTING 6 DU TO 8 DU. INTERIOR REMODELING WITH MEP TO NEW 2 D.U. AT BASEMENT (R-2 USE CLASSIFICATION), FOR 3 STORY BRICK BUILDING WITH BASEMENT (TYEP IIIA CONSTRUCTION)	1	2
100990339	RENO_PERM	#####	1414 N	MAPLEWOOD	AVE	INTERIOR ALTERATIONS TO EXISTING THREE STORY BRICK BUILDING AND CONVERT FROM 2 D.U TO 3 D.U PER ADU ORDINANCE AS PER PLANS	1	1

100989320	RENO_PERM	1/6/2023	1424 N	HOYNE	AVE	NEW BASEMENT CONVERSION UNIT OF 2-UNIT RESIDENCE W/ BASEMENT TO 3-UNIT RESIDENCE.(conditional permit subject to field inspections)	1	1
100958456	RENO_PERM	9/23/2022	1425 N	CAMPBELL	AVE	CONVERSION OF THE FRONT BRICK 2-STORY BUILDING WITH 2 DWELLING UNIT WITH BASEMENT TO 3 DU BY ADDING A NEW (ADU) UNIT INTO THE UNFINISHED BASEMENT . INTERIOR RENOVATION OF EXISTING 1ST & 2ND FLOOR DWELLING UNITS. NEW WINDOWS, EXCAVATE THE EXISTING BASEMENT FLOOR FOR A NEW FLOOR AND UNDERPINNING.	1	1
100952063	RENO_PERM	2/28/2022	1438 N	MAPLEWOOD	AVE	INTERIOR REHAB, CONVERT 3 DWELLING UNITS TO 4 DWELLING UNITS PER THE (ADU) TO BE ADDED IN THE BASEMENT TO AN EXISTING 3-STORY WITH BASEMENT BRICK BUILDING AS PER ARCHITECT'S PLANS. THE SCOPE OF WORK INCLUDES: ARCHITECTURE, PLUMBING, HVAC AND ELECTRIC. CURRENT USE: 3 DU'S PROPOSED USE: 4 DU'S	1	1
100981701	RENO_PERM	9/9/2022	1509 N	ROCKWELL	ST	2019 CBC INTERIOR ALTERATIONS OF THE EXISTING BASEMENT IN EXISTING 2 STORY 2DU BUILDING. CONVERT BASEMENT INTO DWELING UNIT (ADU UNIT) PER PLAN.	1	1

100935574	RENO_PERM	4/25/2022	1543 N	CLAREMONT	<u>AVE</u>	<p>SPR 2019 CBRC: INTERIOR RENOVATION TO AN EXISTING 3 STORY RESIDENTIAL BUILDING. SCOPE TO INCLUDE ONE ADDITIONAL DWELLING UNIT AT EXISTING BASEMENT LEVEL, REMOVE AND REPLACE EXISTING EXTERIOR REAR WOOD PORCH WITH NEW STEEL PORCH AT SAME SIZE AND LOCATION AND A NEW STEEL CARPORT AT REAR (OCCUPANCY GROUP R-5; TYPE III-A CONSTRUCTION)</p>	1	1
100966946	RENO_PERM	9/16/2022	1633 N	FRANCISCO	<u>AVE</u>	<p>SPR 2019 CBC INTERIOR RENOVATION & ALTERATIONS OF EXISTING 3-STORY WITH BASEMENT, MASONRY, NON-SPRINKLERED (TYPE III-A) BUILDING. 3 EXISTING RESIDENTIAL UNITS WITH 1 NEW ADU AND NEW 3 STORY REAR DECK AND STAIR PER PLANS. **CERTIFIED PLANS CORRECTIONS: CONDITIONAL PERMIT SUBJECT TO FIELD INSPECTIONS **</p>	1	1

100968919	RENO_PERM	#####	1637 W	HURON	ST	RESIDENTIAL LEVEL 2 - ALTERATION TO CREATE (LEGALIZE EXISTING) ATTIC CONVERSION UNIT, THE NEW ADU ORDINANCE PROGRAM. RESIDENTIAL OCCUPANCY TO REMAIN THROUGHOUT. REPLACEMENT OF WOOD PORCH.(conditional permit subject to field inspections)	1	1
100978854	RENO_PERM	#####	1659 W	HURON	ST	SPR CBC 2019 SPR RESIDENTIAL LEVEL 2 - ALTERATION TO LEGALIZE EXISTING ACCESSORY DWELLING UNIT PER PLANS `**CERTIFIED PLANS CORRECTIONS: CONDITIONAL PERMIT SUBJECT TO FIELD INSPECTIONS **	1	1
101002206	RENO_PERM	6/1/2023	1812 W	THOMAS	ST	SPR 2019 CBRC - INTERNAL RENOVATIONS TO CONVERT BASEMENT INTO A DWELLING UNIT VIA ADU ORDINANCE WITHIN EXISTING 3 STORY BUILDING FOR A TOTAL OF 4 UNITS. NO WORK TO THE EXISTING THREE DWELLING UNITS AS PER PLANS.**CERTIFIED CORRECTIONS SUBJECT TO FIELD INSPECTIONS & AUDIT **	1	1

100910425	RENO_PERM	9/18/2021	1840 W	AUGUSTA	BLVD	INTERIOR RENO.CONVERT (6)D.U. TO 8 DU (W/ 2 A.D.U); ERECT REAR OPEN PORCH AND BASEMENT SLAB FOR THE EXIST 3-STORY MASONRY RESIDENTIAL BLDG. PER PLANS.	1	2
100962954	RENO_PERM	6/17/2022	1853 N	WHIPPLE	ST	INTERIOR AND EXTERIOR REHAB, CONVERT EXISTING 2 STORY/2 UNIT RESIDENCE W/BASEMENT TO 3 UNITS (PER ADU ORDINANCE), PER PLANS. SPR 2019 CBRC - INTERIOR AND EXTERIOR REHAB, CONVERT 13 DWELLING UNITS TO 14 DWELLING UNITS PER THE (ADU) TO BE ADDED IN THE BASEMENT LEVEL AS PER ARCHITECT'S PLANS TO AN EXISTING 3-STORY WITH BASEMENT BRICK BUILDING. THE SCOPE OF WORK INCLUDES: ARCHITECTURE, PLUMBING, HVAC AND ELECTRIC. CURRENT USE: 13 D.U. PROPOSED USE: 14 D.U.	1	1
100962966	RENO_PERM	6/23/2022	1857 N	WHIPPLE	ST		1	1

100920181	RENO_PERM	9/8/2021	1939 W	POTOMAC	<u>AVE</u>	SPR 2019 CBRC.- INTERIOR ALTERATIONS WITH MEP TO EXISTING 1 DU COACH HOUSE, R-5 USE CLASSIFICATION, (EXISTING 3DU FRONT BUILDING N.I.C) , REMOVE EXISTING ENCLOSED REAR WOOD PORCH. NEW OPEN WOOD PORCH AS PER PLANS FOR 1 1/2 STORY BRICK BUILDING WITH BASEMENT (TYPE IIIA CONSTRUCTION)**CERTIFIED CORRECTIONS SUBJECT TO FIELD INSPECTIONS & AUDIT **	1	1
100933744	BLDG_PERM	3/4/2022	2023 W	POTOMAC	<u>AVE</u>	SPR 2019 CBC: FULL BUILDING PERMIT FOR REMOVE EXISTING GARAGE & NEW 2-STORY COACH HOUSE - ADDITIONAL DWELLING UNIT OVER DETACHED GARAGE PER PLANS (OCCUPANCY GROUP R-5, TYPE VA CONSTRUCTION) **CERTIFIED PLANS CORRECTIONS: CONDITIONAL PERMIT SUBJECT TO FIELD INSPECTIONS **	1	1
100997389	RENO_PERM	2/6/2023	2046 W	AUGUSTA	BLVD	2019 CBC INTERIOR ALTERATION OF EXISTING DWELLING UNITS, REPLACEMENT OF REAR EGRESS STAIRS, PROPOSED ADU CONVERSION IN BASEMENT AS PER PLANS.	1	1

100937445	RENO_PERM	2/8/2022	2119 W	POTOMAC	AVE	2019 SPR. NORTHWEST ADU PILOT AREA.CONVERT EXISTING 3DU TO 4DU. NEW DWELLING UNIT AT BASEMENT. INTERIOR ALTERATIONS TO BASEMENT RESIDENTIAL UNIT AS PER PLANS (1ST, 2ND & 3RD FLOOR DU N.I.C	1	1
100946985	BLDG_PERM	1/25/2022	2122 W	SCHILLER	ST	SPR 2019 CBC: NEW ADDITIONAL DWELLING UNIT (ADU) OVER A PROPOSED 2-CAR GARAGE (OCCUPANCY GROUP R-5, TYPE V-A CONSTRUCTION)(CONDITIONAL PERMIT SUBJECT TO FIELD INSPECTIONS)	1	1
100919271	BLDG_PERM	9/17/2021	2131 W	HADDON	AVE	SC 2019 CBC: ADU - NEW COACH HOUSE - 2 CAR GARAGE WITH HABITABLE UNIT ABOVE - ACCESSORY TO A SINGLE FAMILY RESIDENCE R5 USE - TYPE 5A CONST.	1	1
100954243	RENO_PERM	1/24/2023	2155 W	POTOMAC	AVE	CONVERT EXISTING 3 STORY/3 UNIT PRINCIPLE RESIDENCE W/BASEMENT TO 4 UNITS (PER ADU ORDINANCE), PER PLANS.	1	1
100990354	RENO_PERM	4/14/2023	2175 N	MAPLEWOOD	AVE	FRONT BUILDING: PROPOSED REAR 2 STORY PORCH, INTERNAL/EXTERNAL RENOVATIONS TO CONVERT EXISTING 2 STORY/2 UNIT RESIDENCE W/BASEMENT TO 3 UNITS, PER PLANS.	1	1

100990382	RENO_PERM	#####	2175 N	MAPLEWOOD AVE	SELF-CERT 2019 CBC:REAR BUILDING INTERIOR AND EXTERIOR REHAB TO EXISTING 1 D.U. AS PER ARCHITECT'S PLANS IN AN EXISTING 2-STORY WITH BASEMENT FRAME BUILDING. THE SCOPE OF WORK INCLUDES: ARCHITECTURE, PLUMBING, HVAC AND ELECTRIC. CURRENT & PROPOSED USE: 1 D.U. (AT REAR BLDG) + 2 D.U. (AT FRONT BLDG / N.I.C.) TOTAL: 3 D.U.	1	1
100925533	RENO_PERM	1/12/2022	2309 N	CAMPBELL AVE	SPR 2019 CBRC: MISC INT. ALT.CONVERT PARTIAL UNFINISHED ATTIC SPACE TO A 3RD FL LIVING SPACE TO BE DUPLEXED W/THE 2ND FL D.U., MEW MTL FRONT OPEN ENTRY STAIRS W/ NEW FRONT INGRESS ACCESS STAIR & ENTRY FOR NEW ADU TO BE LOCATED IN THE EXXITING BSMT & TO BE LOWERED, NEW REAR OPEN WOOD STAIRS & DECK, NEW 5' W.I. FENCE & 6' TRASH ENCL.& NEW ASHPALT PAVEMENT FOR (2) PARKING SPACES TO THE EXISTING 2-STORY 2 D.U FRAME RESIDENCE.	1	1

100945937	RENO_PERM	5/16/2022	2316 W	AUGUSTA	BLVD	SPR 2019 CBRC - CONVERT EXISTING 6-UNIT RESIDENCE TO 8-UNIT RESIDENCE BY PURSUING ADU PILOT PROGRAM TO ADD 2 ADDITIONAL DWELLING UNITS ON THE BASEMENT LEVEL AS PER PLANS - NO MECHANICAL WORK	1	2
100909825	RENO_PERM	3/19/2022	2317 W	IOWA	ST	SPR 2019 CBRC: ADD (2) ADU IN EXISTING BASEMENT OF 3-STORY MASONRY MULTI-UNIT (6) D.U. BUILDING; TOTAL (8) DU, PER PLANS	1	2
101006346	RENO_PERM	5/23/2023	2325 W	RICE	<u>ST</u>	SPR 2019 CBRC: INTERIOR ALTERATIONS - ADU CONVERSION OF AN EXISTING BASEMENT. R2 CURRENT AND PROPOSED USE/OCCUPANCY.AS PER PLANS	1	1
100960832	RENO_PERM	6/22/2022	2328 W	THOMAS	<u>ST</u>	INTERIOR ALTERATIONS TO AN EXISTING 4 UNIT BUILDING TO CONVERT THE EXISTING BASEMENT TO A NEW RESIDENTIAL DWELLING UNIT FOR A TOTAL OF 5 DWELLING UNITS, AS PER PLANS.	1	1
100957901	RENO_PERM	5/6/2022	2419 N	MOZART	ST	EXISTING BRICK 3 CAR GARAGE MODIFICATION WITH 2ND FLOOR FRAME ADDITION WITH NEW ADDITIONAL DWELLING UNIT AND SIDE 2ND FLOOR METAL BALCONY	1	1

100969787	RENO_PERM	10/3/2022	2543 W	HOMER	ST	SC 2019 CBRC: NEW ACCESSORY DWELLING UNIT ABOVE EXISTING GARAGE. NEW ELECTRICAL SERVICE, CONNECT TO EXIST. PLUMBING SYSTEM. 2ND FL. ADDITION ON EXISTING MASONRY 2-CAR DETACHED GARAGE WITH NEW 1ST FL. STAIR ON NORTH ELEVATION. EXTERIOR ALTERATIONS TO REMOVE ONE WYTHE OF BRICK ON THE EAST ELEVATION FOR THE REQUIRED 3' SIDE SETACK, REMOVE PORTION SOUTH EXTERIOR WALL FOR COMPLIANT 16' WIDE OH DOOR OPENING, & RE-CONSTRUCT NORTH EXTERIOR MASONRY WALL WITH NEW FRAME EXTERIOR WALL IN SAME LOCATION - ALL WORK AS PER PLANS. TYPE V-A ADDITION.	1	1
100984732	RENO_PERM	2/3/2023	2865 W	MCLEAN	AVE	2019 SPR. ADU NORTHWEST. CONVERT EXISTING 2DU TO 3DU. (R-5 OCCUPANCY) NEW 3RD FLOOR FRAME ADDITION (CONSTRUCTION TYPE VA), OVER EXISTING 2 1/2 BRICK & FRAME BUILDING. NEW REAR STEEL PORCH & NEW FRONT WOOD STAIRS, AS PER PLANS.	1	1

100962974	RENO_PERM	9/16/2022	3047 W	CORTLAND	ST	SPR 2019 CBC INTERIOR AND EXTERIOR ALTERATIONS, CONVERT 24 DWELLING UNITS TO 25 DWELLING UNITS PER THE (ADU) (1 UNIT) TO BE ADDED IN THE BASEMENT LEVEL TO AN EXISTING 3-STORY BRICK BUILDING AS PER ARCHITECT'S PLANS. THE SCOPE OF WORK INCLUDES: ARCHITECTURE, PLUMBING, HVAC AND ELECTRIC, NEW 16'X8' MASONRY TRASH ENCLOSURE PER PLANS **CERTIFIED PLANS CORRECTIONS: CONDITIONAL PERMIT SUBJECT TO FIELD INSPECTIONS **	1	1
100939372	RENO_PERM	2/15/2022	5150 S	CALUMET	AVE	SPR 2019 CBRC - RENOVATIONS TO EXISTING 6 DU AND NEW 2 DU (1 UNDER ADU) EXISTING 3 STORY MASONRY BUILDING IIIA, NEW (1) PARKING PAD AND A 6-0" TALL FENCE AS PER PLANS**CERTIFIED CORRECTIONS SUBJECT TO FIELD INSPECTIONS & AUDIT **	3	1

100913963	RENO_PERM	2/1/2022	7829 S	BISHOP	ST	<p>SPR 2019 CBC. INTERIOR RENOVATION TO ADD A NEW BASEMENT UNIT, CONVERT FROM 2 UNITS TO THREE UNITS. MECHANICAL ROOM TO UPGRADE SINGLE BOILER TO FURNACE IN EACH UNIT. UPGRADE PLUMBING PIPING. MODIFY FRONT ENTRY TO BASEMENT UNIT AND CREATE A NEW BASEMENT APARTMENT. ADDITIONAL DWELLING UNIT: ADU ID 18811 APPROVED. (conditional permit subject to field inspections)</p>	17	1
100998110	RENO_PERM	1/10/2023	7920 S	SANGAMON	ST	<p>BUILDING RENOVATIONS TO CONVERT EXISTING 2-STORY BRICK BUILDING FROM 2 TO 3 UNITS. WORK TO INCLUDE;- UPDATE KITCHENS & BATHROOMS AT EXISTING 1ST & 2ND FLOOR APARTMENTS.- BUILD-OUT NEW 3RD BASEMENT APARTMENT WITH OPEN PLAN, 2 BEDROOMS & 1 BATHROOM. INSTALL NEW FURNACES IN EACH UNIT AND MODIFICATIONS BUILDING'S PLUMBING & ELECTRICAL SYSTEMS.</p>	17	1

100920750	RENO_PERM	#####	5600 S	MICHIGAN	AVE	ADD 3 ADDITIONAL DWELLING UNITS UNDER THE NEW PROGRAM TO AN EXISTING 12 DWELLING UNIT RESIDENTIAL BUILDING(conditional permit subject to field inspections)	20	3
100981882	RENO_PERM	11/9/2022	8253 S	PEORIA	ST	BUILDING OUT AN ADU (CONVERSION UNIT) IN THE BASEMENT EXISTING 2 STORY W/ BASEMENT MASONRY RESIDENTIAL BUILDING, CONVERT FROM 2 DU TO 3 DU. PROVIDING NEW MEP SYSTEMS IN THE NEW UNIT, ALL PER PLANS.	21	1
100951856	RENO_PERM	4/11/2022	9130 S	LAFLIN	ST	PROPOSED 2 BASEMENT UNITS (PER ADU ORDINANCE) FOR EXISTING 3 STORY/6 UNIT BUILDING, PER PLANS. **CERTIFIED PLANS CORRECTIONS: CONDITIONAL PERMIT SUBJECT TO FIELD INSPECTIONS **	21	2
100988415	RENO_PERM	3/24/2023	2830 S	CENTRAL PARK	AVE	SPR 2019 CBRC - RS-3 EXISTING 1.5 STORY MASONRY S.F.R. WITH BASEMENT. ADD 1 DWELLING UNIT TO BASEMENT AND INTERIOR RENOVATIONS TO BASEMENT. MECHANICAL, ELECTRICAL, AND PLUMBING AS PER PLAN.**CERTIFIED CORRECTIONS SUBJECT TO FIELD INSPECTIONS & AUDIT **	22	1
101009452	RENO_PERM	7/14/2023	4043 W	CULLERTON	ST	NEW MANSORY GARAGE AND ADU.	24	1

100946652	RENO_PERM	2/3/2022	1659 N	HUMBOLDT	BLVD	2019 CBC , (ADU) CONVERT FROM 6 UNITS TO 7 UNITS ADDING NEW UNIT IN BASEMENT UNDER THE NEW ADU PROGRAM..RENOVATION OF SIX-UNIT BUILDING TO ADD A THIRD BEDROOM TO FRONT 3 UNITS AND PROVIDE UPDATES TO FINISHES AND SYSTEMS THROUGHOUT ALL UNITS. WORK INCLUDES THE ADDITION OF A CONVERSION UNIT IN THE BASEMENT LEVEL. R-2 OCCUPANCY TO REMAIN R-2.(conditional permit subject to field inspections)	26	1
100933474	RENO_PERM	3/9/2022	1731 N	TALMAN	AVE	SPR 2019 CBRC - SECOND FLOOR ADDITION (TYPE 5 A CONSTRUCTION TYPE), INTERIOR RENOVATIONS, LOWERING BSMT FLOOR LEVEL,.NEW FRONT ENTRY STAIRS AND BALCONY, NEW CARPORT WITH DECK ABOVE, CONVERT FROM SINGLE FAMILY RESIDENCE INTO TWO UNIT RESIDENTIAL BUILDING (PER A.D.U. ORDINANCE) AS PER PLANS**CERTIFIED CORRECTIONS SUBJECT TO FIELD INSPECTIONS & AUDIT **	26	1

100900614	RENO_PERM	1/7/2022	1848 N	WHIPPLE	ST	SPR 2019 CBRC: ALTERATIONS TO BASEMENT OF EXISTING 2 STORY TWO-FLAT TO CREATE AN ADDITIONAL DWELLING UNIT. (OCCUPANCY GROUP R-5; TYPE IIIA CONSTRUCTION)	26	1
100952716	RENO_PERM	3/4/2022	333 S	LEAVITT	ST	SPR 2019 CBRC - INTERIOR RENOVATION OF EXISTING 3 STORY (3) DWELLING UNIT BUILDING TO ADD A NEW ADU IN EXISTING BASEMENT FOR A TOTAL OF 3 DU AND 1 ADU (CONSTRUCTION TYPE IIIA, OCCUPANY R2) AS PER PLANS**CERTIFIED CORRECTIONS SUBJECT TO FIELD INSPECTIONS & AUDIT **	27	1
100956704	RENO_PERM	3/22/2023	2740 W	WARREN	BLVD	ADDITION, INTERIOR ALTERATION, REAR PORCH REPLACEMENT, PRINCEIPAL BUILDING ROOF DECK, GARAGE & AUD WITH ROOF DECK ABOVE.	27	1
100984229	BLDG_PERM	10/5/2022	1243 W	WELLINGTON	AVE	SELF CERT 2019 CBC: NEW FRAME ADU ABOVE NEW 2 CAR GARAGE, REMOVE EXISTING FRAME GARAGE, NEW TRASH ENCL. & NEW 5'H WD FENCE TO THE EXISTING 2 STORY FRAME RESIDENCE W/ BASEMENT (TYPE VA, R-5)	32	1

100957302	RENO_PERM	4/14/2022	2023 N	ALBANY	AVE	SPR 2019 CBC: INTERIOR BASEMENT RENOVATION IN EXISTING 3-FLAT FOR NEW CONVERSION UNIT ADU. (OCCUPANCY GROUP R-2, TYPE III-A CONSTRUCTION) PER PLANS **CERTIFIED PLANS CORRECTIONS: CONDITIONAL PERMIT SUBJECT TO FIELD INSPECTIONS **	32	1
100984757	RENO_PERM	#####	2204 N	KEDZIE	BLVD	TWO NEW BASEMENT ADDITIONAL DWELLING UNITS (ADU) IN EXISTING 3 STORY BRICK BUILDING WITH BASEMENT (TOTAL OF 8DU) INTERNAL RENOVATIONS TO CONVERT EXISTING 2 STORY/5 UNIT RESIDENCE TO 6 UNITS (PER ADU ORDINANCE), PER PLANS.	32	2
100985505	RENO_PERM	#####	2520 N	MOZART	ST	SPR 2019 CBRC: INTERIOR & EXTERIOR RENOVATION TO EXISTING (2)D.U ON 2-STORY MASONRY BUILDING WITH (1) NEW ADU IN BASEMENT, TOTAL (3) D.U., PER PLANS.	32	1
100992757	RENO_PERM	3/3/2023	2620 N	MOZART	ST	SC 2019 CBC: NEW CONSTRUCTION COACH HOUSE/ADU. R-5 OCC. TYPE V-A CONST.	32	1
100973470	BLDG_PERM	#####	2639 N	MOZART	ST		32	1

100932100	RENO_PERM	3/11/2022	2712 N	MOZART	ST	SPR 2019 CBC, NORTHWEST ADU PILOT AREA: CONVERSION OF BASEMENT DU IN EXISTING 2 DU BLDG, REMOVAL OF INTERIOR STAIRS AT 1ST FLOOR & ALTERATIONS INCLUDING MEP TO BASEMENT UNIT FOR EXISTING 2D.U., FOR TOTAL OF 3 DU (R-5) 2 1/2 STORY FRAME BUILDING (TYPE VA CONSTRUCTION) conditional permit subject to field inspections.	32	1
100932301	BLDG_PERM	#####	3250 W	PALMER	<u>ST</u>	SELF-CERT CBC 2019: NEW FRAME COACH HOUSE W/ 3 CAR GARAGE, NEW TRASH ENCL. AND WD FENCE	32	1
100942014	RENO_PERM	1/31/2022	3425 N	LEAVITT	<u>ST</u>	PROPOSED REAR 2 CAR GARAGE W/2ND STORY COACH HOUSE (PER ADU ORDINANCE) ON LOT WITH EXISTING 2 STORY SFR W/BASEMENT, PER PLANS.(conditional permit subject to field inspections)	32	1
100933395	RENO_PERM	3/23/2022	3522 N	LEAVITT	ST	CONVERT EXISTING 3 STORY/3 UNIT BUILDING TO 4 UNITS (PER ADU ORDINANCE), NO EXTERNAL WORK PER PLANS.(conditional permit subject to field inspections)	32	1
100985364	RENO_PERM	#####	2924 W	NELSON	ST	NEW ADDITIONAL DWELLING UNIT (ADU) IN THE BASEMENT OF EXISTING 4 STORY MASONRY BUILDING (TOTAL OF 4 UNITS)	33	1

101005989	RENO_PERM	5/3/2023	3139 N	FRANCISCO	AVE	SPR 2019 CBRC: NORTHWEST ADU PILOT AREA. NEW 2ND FLOOR FRAME ADDITION & NEW ROOFTOP DECK AND STAIRS OVER EXISTING 5 CAR MASONRY GARAGE FOR NEW DWELLING UNIT (CONSTRUCTION TYPE VA, USE GROUP R-2). EXISTING 4DU 2 STORY BRICK FRONT BUILDING WITH BASEMENT (CONSTRUCTION TYPE IIIA, USE GROUP R-2) NO CHANGE. (conditional permit subject to field inspections)	33	1
100947354	RENO_PERM	2/9/2022	3248 W	WARNER	AVE	GUT REHAB OF EXISTING FIRST AND SECOND FLOOR UNITS, CONVERT BASEMENT SPACE INTO ACCESSORY DWELLING UNIT: NEW MECHANICAL, ELECTRICAL, PLUMBING PER PLANS. REPLACE EXISTING GARAGE WITH NEW 3-CAR GARAGE. INTERIOR RENOVATION OF 2 STORY/2 DU BRICK BUILDING. NEW ADDITIONAL DWELLING UNIT AT BASEMENT FLOOR. NEW TUCKPOINTING AT PERIMETER OF THE BUILDING. ARCHITECTURAL, MECHANICAL, ELECTRICAL AND PLUMBING PER PLANS.	33	1
100933058	RENO_PERM	#####	3318 W	CULLOM	AVE		33	1

100990741	RENO_PERM	3/15/2023	3450 N	TROY	ST	ALTERATIONS THROUGHOUT AN EXISTING FRAME 3-STORY W/BASEMENT MULTI-UNIT RESIDENTIAL BUILDING WITH 5 DU'S TOTAL TO ESTABLISH AN ADDITIONAL DU IN THE BASEMENT FOR A NEW TOTAL OF 6 DU'S & TO INCLUDE AN EXPANSION OF THE EXISTING NON-CONFORMING USE WITH PROPOSED DUPLEXING OF 2ND FL. FRONT DU INTO PREVIOUSLY UNFINISHED SPACE ABOVE WITH NEW DIRECT INTERIOR STAIR CONNECTION AS PER PLANS. REMOVAL OF EXISTING REAR PORCH ENCLOSURE WALLS & RETURN PORCH TO IT'S ORIGINAL OPEN STATE WITH NEW GUARDRAILS AS PER PLANS (NO CHANGE TO REAR PORCH STRUCTURE OR STAIRS & NO CHANG TO FRONT PORCH STRUCTURE OR ROOF COVERING). EXTERIOR ALTERATIONS TO CREATE NEW WINDOW OPENINGS IN FACADE AT BSMT. LEVEL & NEW ADDITIONAL CONCRETE FRONT BSMT. ENTRY STEPS WITH NEW 3.5' GUARDRAIL ON EXISTING RETAINING WALL.	33	1
100950587	RENO_PERM	7/13/2022	4725 N	DRAKE	AVE	INTERIOR RENOVATION OF APPROVED ADU, NO STRUCTURAL WORK OR CHANGE OF EGRESS.(CONDITIONAL PERMIT SUBJECT TO FIELD INSPECTIONS)	33	1

100928353	RENO_PERM	9/30/2021	1332 N	WICKER PARK	AVE	2019 CBC: INTERIOR REHAB. TO CONVERT FROM EXISTING 5 D.U. INTO 6 D.U. UNDER THE ADU PROGRAM ADDING A NEW UNIT IN THE EXISTING BASEMENT LEVEL IN AN EXISTING 2 STORY WITH BASEMENT BRICK BUILDING AS PER ARCHITECT'S PLANS. THE SCOPE OF WORK INCLUDES: ARCHITECTURE, PLUMBING, HVAC AND ELECTRIC.CURRENT USE: 5 DU'SPROPOSED USE: 6 DU'S (conditional permit subject to field inspections)	35	1
100895498	RENO_PERM	1/19/2022	2202 N	CENTRAL PARK	AVE	REAR ADDITION & INTERIOR RENOVATIONS TO 2-STORY (2) D.U. (EXIST. IN LAW UNIT AS A.D.U.) IN BSMT & REPLACE EXT. PORCH, PER PLANS.	35	1
100973218	RENO_PERM	#####	2233 N	SPAULDING	AVE	SPR 2019 CBRC: INTERIOR REMODELING AT BASEMENT TO ADD ONE ADDITIONAL ADU UNIT (TOTAL 3 D.U.), ADD HVAC SYSTEM IN EXISTING 2 D.U. BUILDING AS PER PLAN (OCCUPANCY GROUP R-5, TYPE VA CONSTRUCTION).(conditional permit subject to field inspections)	35	1

100937710	RENO_PERM	5/13/2022	2242 N	SPAULDING	AVE	SPR 2019 CBC. ADDITIONAL DWELLING UNIT (ADU) IN BASEMENT OF EXISTING 2 DWELLING UNIT 2 STORY BRICK BUILDING WITH BASEMENT. MECHANICAL, ELECTRICAL AND PLUMBING INCLUDED. ALL WORK AS PER PLANS.	35	1
100958673	RENO_PERM	8/11/2022	2338 N	HARDING	AVE	INTERIOR AND EXTERIOR REHAB, CONVERT 2 DWELLING UNITS TO 3 DWELLING UNITS PER THE (ADU) TO BE ADDED IN THE BASEMENT LEVEL AND ERECT A REAR 2-STORY METAL DECK AND STAIRS AS PER ARCHITECT'S PLANS TO AN EXISTING 2-STORY WITH BASEMENT BRICK BUILDING. THE SCOPE OF WORK INCLUDES: ARCHITECTURE, PLUMBING, HVAC AND ELECTRIC.CURRENT USE: 2 DU'S PROPOSED USE: 3 DU'S	35	1
101010395	RENO_PERM	5/24/2023	2407 N	KEDZIE	BLVD	ADDITION OF AN ACCESSORY DWELLING UNIT AS PART OF THE ADU ORDINANCE TO AN EXISTING 15 UNIT 3 STORY + BASEMENT BUILDING, TYPE III-A CONSTRUCTION, RM-5 ZONING. BUILDING IS SPRINKLERED.	35	1
100978084	BLDG_PERM	8/12/2022	2508 N	SAWYER	AVE	SELF-CERT 2019 CBC: NEW 3-CAR DETACHED GARAGE WITH COACH HOUSE ABOVE (OCCUPANCY R-5; TYPE VA CONSTRUCTION).	35	1

100960670	RENO_PERM	6/29/2023	2619 N	KIMBALL	AVE	2019 CBC: 4 UNIT RESIDENTIAL APARTMENT RENOVATION AND 1 NEW A.D.U. CONVERSION UNIT BUILD-OUT IN FRONT BASEMENT. MECHANICAL, ELECTRICAL, PLUMBING PER PLANS. EXISTING USE: A-2, 4-UNIT RESIDENTIAL APARTMENT BUILDING. PROPOSED USE: 5-UNIT RESIDENTIAL APARTMENT BUILDING. EXISTING CONSTRUCTION TYPE IIIB.	35	1
100926458	RENO_PERM	9/1/2021	2833 N	WHIPPLE	ST	REVISION OF PERMIT #100902552 INTERIOR & EXTERIOR RENOVATION TO EXIST. (5) D.U. & ADD (1)A.D.U. AT BSMT. LEVEL, REPLACE FRONT OPEN ENTRY STAIR AND LANDING, REPLACE REAR ENCLOSED PORCH WITH NEW OPEN WOOD PORCH TO AN EXISTING 2-STORY BRICK MULTI-FAMILY BUILDING, PER PLANS.	35	1

100947103	RENO_PERM	#####	3139 N	FRANCISCO	AVE	SPR 2019 CBRC: INTERIOR REMODELING TO AN EXISTING 2 STORY BRICK BUILDING WITH BASEMENT INCLUDING ELECTRICAL, PLUMBING AND MECHANICAL WORK PER PLANS. THE FRONT AREA OF BASEMENT WITH THE FRONT UNIT ON 1ST FLOOR TO BE DUPLEXED, ALSO THE REAR AREA OF BASEMENT TO BE CONVERTED AS INDEPENDENT DWELLING UNIT. REHAB ON 2ND AND 1ST FLOOR AS WELL. BUILDING CONVERSION FROM 4 DWELLINTS TO 5 DWELLING UNITS (CONSTRUCTION TYPE IIIA, OCCUPANCY R-5).	35	1
100969800	RENO_PERM	4/25/2023	3244 W	DIVERSEY	AVE	CONVERT EXISTING 2-FLAT TO 3 DWELLING UNITS. RENOVATION AND ADDITION TO EXISTING 2- STORY MASONRY RESIDENTIAL BUILDING INCLUDING ADDITIONAL STORY, EXTERIOR STAIRWAY, AND OCCUPABLE ROOF DECK.	35	1
100991417	RENO_PERM	5/31/2023	3254 N	DRAKE	AVE	NEW DORMERS ADDITION AND ATTIC BUILDOUT IN EXISTING 2.5 STORY FRAME BUILDING WITH PROPOSED ADDITIONAL DWELLING UNIT ON 1ST FLOOR-CONVERT FROM 1 TO 2 DWELLING UNITS. (conditional permit subject to field inspections)	35	1

100996275	RENO_PERM	7/5/2023	3422 W	SCHUBERT	AVE	INTERIOR REMODEL OF EXISTING 2-UNIT RESIDENTIAL BUILDING FOR NEW BASEMENT CONVERSION UNIT TO 3-UNIT RESIDENTIAL BUILDING.	35	1
100974012	RENO_PERM	3/24/2023	3528 W	BELDEN	AVE	INTERIOR ALTERATION TO EXISTING 3 DU, PROPOSED REAR 3 STORY ADDITION W/DECK/STAIRS, 4 SPACE PARKING PAD, INTERNAL ALTERATIONS TO BASEMENT TO ADD ADDITIONAL DWELLING UNIT ONLY IN EXISTING 3 STORY MASONRY RESIDENCE W/BASEMENT TOTAL 4 UNITS AND NEW SPRINKLER SYSTEM PER PLANS **CERTIFIED PLANS CORRECTIONS: CONDITIONAL PERMIT SUBJECT TO FIELD INSPECTIONS **	35	1
100943630	RENO_PERM	3/4/2022	3537 W	WOLFRAM	ST	SPR 2019 CBRC - NEW GROUND FLOOR ADU TO CONVERT A SFR TO A 2 DU, NEW SHED DORMER, DUPLEX OF ATTIC WITH 2ND FLOOR UNIT AND INTERIOR ALTERATIONS AS PER PLANS**CERTIFIED CORRECTIONS SUBJECT TO FIELD INSPECTIONS & AUDIT **	35	1
100931569	RENO_PERM	#####	3630 N	KIMBALL	AVE	SPR 2019 CBRC: ADU IN BASEMENT ONLY TO EXISTING 2 STORY, 2 D.U. MASONRY BUILDING.	35	1

100998162	RENO_PERM	2/28/2023	4129 N	ST LOUIS	AVE	CBC 2019 CBC INTERIOR AND EXTERIOR RENOVATIONS, CONVERT EXISTING 3 DWELLING UNIT TO 4 UNITS (PER ADU ORDINANCE) TO BE ADDED IN THE BASEMENT LEVEL TO AN EXISTING 3 STORY WITH BASEMENT BRICK/FRAME BUILDING AND REAR PORCH REPLACEMENT PER PLANS. WORK INCLUDES: ARCHITECTURE, PLUMBING, HVAC AD ELECTRIC	35	1
100920650	RENO_PERM	#####	4304 N	CENTRAL PARK	AVE	PROPOSED 2 CAR REAR GARAGE W/2ND FLOOR COACH HOUSE (PER ADU ORDINANCE) ON A LOT WITH EXISTING 2 STORY/2 UNIT BUILDING, PER PLANS.	35	1
100941236	RENO_PERM	3/22/2022	4415 N	DRAKE	AVE	NEW 2 ADDITIONAL DWELLING UNITS (ADU) IN THE BASEMENT IN EXISTING 3 STORY BRICK BUILDING (TOTAL OF 8DU)(CONDITIONAL PERMIT SUBJECT TO FIELD INSPECTIONS)	35	2

100949475	RENO_PERM	3/3/2022	859 N	HOYNE	AVE	INTERIOR AND EXTERIOR REHAB, CONVERT 12 DWELLING UNITS TO 16 DWELLING UNITS PER THE (ADU) TO BE ADDED IN THE BASEMENT TO AN EXISTING 3-STORY WITH BASEMENT BRICK BUILDING AND REPLACE (2) A REAR 3-STORY PORCHES SAME SIZE AND SAME LOCATION AS PER ARCHITECT'S PLANS. THE SCOPE OF WORK INCLUDES: ARCHITECTURE, PLUMBING, HVAC AND ELECTRIC. CURRENT USE: 12 DU'S PROPOSED USE: 16 DU'S	36	4
100962417	RENO_PERM	#####	919 N	WINCHESTER	AVE	SPR 2019 CBC RENOVATION OF EXISTING MULTI DWELLING BUILDING WITH NEW 5TH UNIT IN BASEMENT	36	1
100971290	RENO_PERM	10/5/2022	948 N	WOLCOTT	AVE	PROPOSED FRONT GRATED WINDOW WELL, INTERIOR REMODELING TO CONVERT EXISTING 3 STORY/3 UNIT RESIDENCE TO 4 UNITS (PER ADU ORDINANCE), STRIPING EXISTING 3 SPACE PARKING PAD W/WHEEL STOPS, PER PLANS.	36	1
100996222	RENO_PERM	3/21/2023	1656 W	SUMMERDAL E	AVE	WORK IS FOR ADDITION OF ONE (1) BASEMENT ADDITIONAL DWELLING UNIT IN A THREE STORY BUILDING. NO EXTERIOR SCOPE. CURRENT USE RS-3/RESIDENTIAL, PROPOSED USE RS- 3/RESIDENTIAL (NO CHANGE).	40	1

100956958	RENO_PERM	5/20/2022	1657 W	WINONA	ST	SPR - 2019 CBRC. LEGALIZE EXISTING BASEMENT APARTMENT UNDER ADU PROGRAM AS A 3RD DWELLING UNIT IN TWO STORY MASONRY RESIDENCE. NO CHANGE TO EXISTING FLOOR LAYOUT. ELECTRICAL AND HVAC WORK ONLY. NO PLUMBING WORK. NO WORK FOR FIRST AND SECOND FLOORS APARTMENTS. ALL WORKS PER PLANS.	40	1
100971024	RENO_PERM	12/8/2022	1726 W	CATALPA	AVE	SPR 2019 CBC INTERIOR ALTERATIONS INCLUDING NEW KITCHENS, BATHS, INDIVIDUAL HEATING & AIR CONDITIONING, PLUMBING & ELECTRICAL SYSTEMS IN AN EXISTING R2 CLASSIFIED BUILDING WITH TWO EXISTING DWELLING UNITS AND A REQUEST FOR AN ADU AT THE PARTIAL BASEMENT LEVEL. RESPONDING TO D.O.B. BUILDING CODE VIOALTIONS ISSUED ON 3/11/22 PER PLANS `**CERTIFIED PLANS CORRECTIONS: CONDITIONAL PERMIT SUBJECT TO FIELD INSPECTIONS **	40	1

100933458	RENO_PERM	#####	1943 W	BALMORAL	AVE	INTERIOR & EXTERIOR REHAB. AND CONVERT FROM 2 INTO 3 RESIDENTIAL UNITS UNDER THE ADU PROGRAM ADDING A NEW UNIT IN THE EXISTING BASEMENT LEVEL IN AN EXISTING 2 STORY WITH BASEMENT BRICK BUILDING AS PER ARCHITECT'S PLANS. THE SCOPE OF WORK INCLUDES: ARCHITECTURE, PLUMBING, HVAC AND ELECTRIC. CURRENT USE: 2 DU'S PROPOSED USE: 3 DU'S	40	1
100921931	RENO_PERM	11/1/2021	2027 W	FARRAGUT	AVE	PROPOSED BASEMENT UNIT (PER ADU ORDINANCE) FOR EXISTING 3 STORY/3 UNIT BUILDING, PER PLANS.	40	1
100973417	RENO_PERM	#####	2051 W	BERWYN	AVE	CRBC 19 SPR: ADD (1) ADU TO BASEMENT AND INTERIOR RENOVATIONS TO EXISTING (3) DU OF 3-STORY MASONRY BUILDING (TOTAL 4 UNITS), REPLACE REAR PORCH, PER PLANS	40	1
100927004	BLDG_PERM	2/25/2022	2056 W	BERWYN	AVE	REPLACE EXISTING GARAGE WITH PROPOSED 2 CAR GARAGE W/2ND FLOOR COACH HOUSE (PER ADU ORDINANCE) ALONG WITH EXISTING 2 STORY SINGLE FAMILY RESIDENCE, PER PLANS. **CERTIFIED PLANS CORRECTIONS: CONDITIONAL PERMIT SUBJECT TO FIELD INSPECTIONS **	40	1

101020731	RENO_PERM	9/13/2023	2254 W	FARRAGUT	AVE	SPR 2019 CBC PROPOSED INTERNAL RENOVATIONS TO CONVERT EXISTING 2 STORY/4 UNIT RESIDENCE TO 5 UNITS (PER ADU ORDINANCE), PER PLANS.	40	1
100972703	RENO_PERM	1/31/2023	4928 N	MOZART	ST	SPR 2019 CBC INTERIOR REHAB, CONVERT 2 DWELLING UNITS TO 3 DWELLING UNITS (ADU) TO BE ADDED AT BASEMENT LEVEL, LEGALIZED ENCLOSED PORCH ADDED TO THE 2ND. AND 3RD. FLOOR WITH NEW ONE STORY PORCH & DECK & RESOLVE BUILDING VIOLATIONS FOR THE BASEMENT EXCAVATION AS PER ARCHITECT'S PLANS TO AN EXIST. 2-STORY MASONRY BLDG. WITH BASEMENT. THE SCOPE OF WORK INCLUDES: ARCHITECTURE, PLUMBING, HVAC AND ELECTRIC. CURRENT USE: 2 DU'S PROPOSED USE: 3 DU'S ***CERTIFIED PLANS CORRECTIONS: CONDITIONAL PERMIT SUBJECT TO FIELD INSPECTIONS **	40	1
100961867	RENO_PERM	4/27/2022	4928 N	FRANCISCO	AVE	THE WORK INCLUDES THE BASEMENT INTERIOR REMODELING (APPROVED 1 ADU ADDITION) OF AN EXISTING 2 STORY 2-FLAT RESIDENCE.	40	1

100939103	RENO_PERM	#####	5417 N	ASHLAND	AVE	2019 SPR. NORTH ADU PILOT AREA.CONVERT EXISTING 2DU TO 3DU. NEW DWELLING UNIT AT BASEMENT. INTERIOR ALTERATIONS TO BASEMENT RESIDENTIAL UNIT AS PER PLANS (1ST & 2ND FLOOR N.I.C.) (R-2 USE CLASSIFICATION), FOR 2 STORY BRICK BUILDING WITH BASEMENT (TYEP IIIA CONSTRUCTION)(conditional permit subject to field inspections)	40	1
100930525	RENO_PERM	2/4/2022	5737 N	WASHTENAW	AVE	SC - CBRC 2019: PROPOSED 2ND STORY W/COACH HOUSE (PER ADU ORDINANCE), 1ST STORY 2 CAR GARAGE, REMOVAL AND REPLACEMENT OF NORTH SIDE WALL TO ALLOW 3' SETBACK FOR EXISTING 2 STORY 2 CAR GARAGE, PER PLANS.	40	1
100958652	RENO_PERM	4/29/2022	5849 N	VIRGINIA	AVE	SPR 2019 CBRC: INTERIOR REMODELING TO ADD (1) ADU IN BASEMENT OF EXISTING 2-FLAT BUILDING AS PER PLANS. (OCCUPANCY GROUP R-5; TYPE IIIA CONSTRUCTION)**CERTIFIED CORRECTIONS SUBJECT TO FIELD INSPECTIONS & AUDIT **	40	1
100930761	RENO_PERM	#####	5915 N	ARTESIAN	AVE	INTERIOR RENOVATIONS TO (2) D.U. & ADD (1) NEW ADU IN BASEMENT & REPL. REAR PORCH W/ NEW, PER PLANS.	40	1

101004318	RENO_PERM	5/3/2023	6110 N	WASHTENAW	AVE	SPR 2019 CBRC - INTERIOR ALTERATIONS TO THE BASEMENT LEVEL WITHIN AN EXISTING 3 STORY WITH BASEMENT MULTI-FAMILY RESIDENTIAL BUILDING OF TYPE VA CONSTRUCTION, TO CONVERT 3 EXISTING DWELLING UNITS TO 4 DWELLING UNITS, OCCUPANCY CLASS R-5, IN AN RS-3 ZONING DISTRICT, ADU ADDITIONAL DWELLING UNIT AREA. NEW MECHANICAL, ELECTRICAL, AND PLUMBING PER PLANS. **CERTIFIED CORRECTIONS SUBJECT TO FIELD INSPECTIONS & AUDIT **	40	1
100954229	RENO_PERM	6/29/2022	847 W	ADDISON	ST	SPR 2019 CBRC: ADD (1) ADU TO BASEMENT, AS-BUILT EXISTING (6) D.U., TOTAL (7) D.U. AT 3-STORY MASONRY BLDG., PER PLANS.	44	1
101021751	RENO_PERM	8/10/2023	908 W	ADDISON	ST	INTERIOR REMODEL OF EXISTING UNFINISHED BASEMENT WITHIN EXISTING, MASONRY, 3-UNIT BUILDING FOR A NEW 4TH RESIDENTIAL UNIT.	44	1
100930051	RENO_PERM	9/8/2021	1101 W	CORNELIA	AVE	SELF CERT 2019 CBC RENOVATION OF EXISTING 3 UNIT FRONT BUILDING PLUS THE ADDITION OF 1 BASEMENT ADU PER BUILDING PLANS NEW EXTERIOR EXISTING STAIR AND DECKS	44	1

100975004	RENO_PERM	9/2/2022	1113 W	WELLINGTON	AVE	SPR 2019 CBC: CONSTRUCT NEW ACCESSORY DWELLING UNIT (OCCUPANCY GROUP R-5; TYPE VB CONSTRUCTION)	44	1
100930095	RENO_PERM	#####	1221 W	NEWPORT	AVE	SPR 2019 CBRC - BASEMENT REMODELING INCLUDING ELECTRICAL, PLUMBING AND MECHANICAL WORK TO CONVERT BASEMENT AS ALTERNATIVE DWELLING UNIT. BUILDING CONVERSION FROM 2 DWELLING UNITS TO 3 DWELLING UNITS. ALL WORK TO BE DONE PER PLANS. (GROUP RS-5, TYPE IIIA CONSTRUCTION). **CERTIFIED CORRECTIONS SUBJECT TO FIELD INSPECTIONS & AUDIT **	44	1
100988893	RENO_PERM	12/2/2022	1422 W	SCHOOL	ST	SPR 2019 CBC: INITIAL BUILDOUT OF 719 SF BASEMENT FOR ADU. (OCCUPANCY GROUP R2, TYPE IIIA CONSTRUCTION)	44	1
100914248	RENO_PERM	#####	3117 N	RACINE	AVE	SPR 2019 CBRC: INTERIOR RENOVATIONS TO ADD (1) ADU TO EXISTING (4) DU, TOTAL (5) DU, ON 3-STORY MULTIFAMILY FRAME BUILDING WITH BASEMENT, PER PLANS.	44	1
100935407	RENO_PERM	#####	3119 N	RACINE	AVE	INTERNAL RENOVATIONS TO CONVERT EXISTING 3 STORY/3 UNIT RESIDENCE TO 4 UNITS (PER ADU ORDINANCE), PER PLANS.	44	1

100930059	RENO_PERM	9/8/2021	3448 N	SEMINARY	AVE	SELF CERT 2019 CBC RENOVATION OF EXISTING 3 UNIT REAR BUILDING PLUS THE ADDITION OF 1 BASEMENT ADU PER BUILDINGS. PLUS NEW EXTERIOR STAIR & DECKS	44	1
100971347	RENO_PERM	7/25/2022	3515 N	SHEFFIELD	AVE	NEW ADU IN THE BASEMENT OF EXISTING BUILDING. NEW PARTITIONS, HVAC, PLUMBING, ELECTRIC PER PLANS	44	1
100975031	RENO_PERM	1/19/2023	3615 N	WILTON	AVE	INTERIOR & EXTERIOR REHAB. TO CONVERT 3 DWELLING UNITS TO 5 DWELLING UNITS TOTAL. 1 D.U. PER THE (ADU) TO BE ADDED IN THE BASEMENT LEVEL AND 1 D.U. TO BE ADDED IN THE NEW LEVEL-4. ERECT NEW LEVEL-4 ADDITION, NEW ROOF DECK, NEW REAR 4 STORY MASONRY WITH BASEMENT ADDITION, NEW NORTH METAL PORCH, NEW 3 CAR MASONRY GARAGE WITH ROOF DECK AND NEW TRASH ENCLOSURE, AS PER ARCHITECT'S PLANS TO AN EXISTING 3-STORY WITH BASEMENT BRICK BUILDING. THE SCOPE OF WORK INCLUDES: ARCHITECTURE, PLUMBING, HVAC AND ELECTRIC. CURRENT USE: 3 D.U. PROPOSED USE: 5 D.U.	44	1

100981851	BLDG_PERM	1/18/2023	3748 N	RACINE	AVE	PROPOSED REAR COACH HOUSE (PER ADU ORDINANCE) W/2 CAR GARAGE SERVING AN EXISTING 2 STORY/2 UNIT RESIDENCE, PER PLANS.	44	1
100976675	RENO_PERM	#####	1408 W	CUYLER	AVE	INTERIOR RENOVATION OF THE EXISTING 3 STORY BRICK BUILDING, AND CONVERSION EXISTING 3 DU'S TO 4 DU'S WITH NEW REAR OPEN PORCH / S.A.E.	47	1
100998133	RENO_PERM	4/21/2023	1424 W	WINNEMAC	AVE	2019 SPR. ADU NORTH AREA. CONVERT EXISTING 6DU TO 8DU. INTERIOR ALTERATIONS INCLUDING MEP FOR 2 DU AT BASEMENT (EXISTING UPPER FLOOR 6DU NO CHANGE) FOR EXISTING 3 STORY BRICK BUILDING WITH BASEMENT, CONSTRUCTION TYPE IIIA, EXISTING USE GROUP R-2	47	2
100998121	RENO_PERM	3/23/2023	1428 W	WINNEMAC	AVE	2019 SPR. ADU NORTH AREA. CONVERT EXISTING 6DU TO 8DU. INTERIOR ALTERATIONS INCLUDING MEP FOR 2 DU AT BASEMENT (EXISTING UPPER FLOOR 6DU NO CHANGE) FOR EXISTING 3 STORY BRICK BUILDING WITH BASEMENT, CONSTRUCTION TYPE IIIA, EXISTING USE GROUP R-2 (conditional permit subject to field inspections)	47	2

100976655	BLDG_PERM	9/27/2022	1750 W	BYRON	ST	SC 2019 CBC: PROPOSED REAR 2 CAR GARAGE W/2ND FLOOR COACH HOUSE (PER ADU ORDINANCE), TRASH ENCLOSURE, AND 5' WOOD FENCE SERVING AN EXISTING 2 STORY SFR W/BASEMENT, WRECK AND REPLACE GARAGE WITH NEW GARAGE/ADU PER PLANS.R-5 OCC./TYPE V-A CONSTRUCTION (WALLY-WALLS).	47	1
100985543	RENO_PERM	1/11/2023	1754 W	SCHOOL	ST	2019 SPR. ADU NORTH AREA.CONVERT BUILDING #1754 FROM EXISTING 2DU TO 3DU.EXISTING ON PROPERTY LOT 6DU; PROPOSED ON PROPERTY LOT 8DU.INTERIOR ALTERATIONS WITH MEP FOR 3DU FOR EXISTING FRAME AND BRICK 2 STORY BUILDING WITH BASEMENT AS PER PLANS. **CERTIFIED CORRECTIONS SUBJECT TO FIELD INSPECTIONS & AUDIT **	47	1

100985545	RENO_PERM	1/25/2023	1756 W	SCHOOL	ST	2019 SPR. ADU NORTH AREA.CONVERT BUILDING #1756 FROM EXISTING 2DU TO 3DU.EXISTING ON PROPERTY LOT 6DU; PROPOSED ON PROPERTY LOT 8DU.INTERIOR ALTERATIONS WITH MEP FOR 3DU FOR EXISTING BRICK 2 STORYBUILDING WITH BASEMENT AS PER PLANS. (#1754 W SCHOOL ST. ADDITIONAL 1 ADU & #3311 N RAVENSWOOD AVE.- NIC)	47	1
100991207	BLDG_PERM	#####	1771 W	CULLOM	AVE	SELF-CERT 2019 CBC: FULL BUILDING PERMIT FOR 3 STORY + BASEMENT SINGLE FAMILY RESIDENCE WITH TWO INDOOR PARKING SPACES AS WELL AS CONSTRUCTION OF NEW COACH HOUSE AT SOUTH END OF PROPERTY. COACH HOUSE IS PART OF THE ADU ORDINANCE AND HAS BEEN APPROVED BY DOH. DRIVEWAY APPLICATION SUBMITTED TO CDOT UNDER DOT1730147 (OCCUPANCY GROUP R-5; TYPE III-A CONSTRUCTION)	47	1
100978086	BLDG_PERM	4/26/2023	1820 W	EDDY	ST	CBC 2019 - SPR - REMOVE AND REPLACE EXISTING GARAGE WITH NEW NEW 2-CAR FRAME GARAGE WITH AN ADDITIONAL DWELLING UNIT (OCCUPANCY U, CONSTRUCTION TYPE VA)	47	1

100957523	RENO_PERM	10/7/2022	1844 W	BELLE PLAINE AVE	INTERIOR RENOVATION OF EXISTING 6-UNIT APARTMENT BUILDING AND ADD 1 GARDEN UNIT ON LOWER LEVEL UNDER THE NEW ADU PROGRAM. AND DUPLEX ANOTHER UNIT INTO LOWER LEVEL. RENOVATION INCLUDES NEW BATHROOMS, INSTALL CENTRAL HEAT AND AIR CONDITIONING TO ALL UNITS, CREATION OF COMMON ELECTRIC ROOM AND WATER ROOM AT LOWER LEVEL(conditional permit subject to field inspections)	47	1
100934584	BLDG_PERM	12/7/2021	1904 W	LARCHMONT AVE	SC 2019 CHICAGO BUILDING CODE-ERECT 2-STORY COACH HOUSE W/ 2-CAR GARAGE BELOW PER PLANS; EXISTING 2-STORY SFR TO REMAIN. OF TYPE V-A CONSTRUCTION R-5 USE	47	1
100918541	RENO_PERM	#####	2053 W	MONTROSE AVE	SPR 2019 CBRC: INTERIOR ALTERATIONS TO CONVERT EXISTING 2 UNIT APARTMENT BUILDING TO 3 UNITS TO INCLUDE WORK ON ALL FLOORS (OCCUPANCY R-5, TYPE 5-A CONSTRUCTION) PROPOSED ADU ON THE BOTTOM FLOOR OF THE BUILDING PER PLANS `**CERTIFIED PLANS CORRECTIONS: CONDITIONAL PERMIT SUBJECT TO FIELD INSPECTIONS **	47	1

100920687	RENO_PERM	12/8/2021	2218 W	LELAND	AVE	SELF-CERT 2019 CBRC: NEW ADU STRUCTURE ON LOT WITH EXIST 2 STORY, 2 UNIT APARTMENT BUILDING. MINOR MODIFICATIONS TO THE EXISTING PRINCIPAL STRUCTURE (OCCUPANCY GROUP R-5, CONSTRUCTION TYPE IIIA)	47	1
100979291	RENO_PERM	8/23/2022	2314 W	GIDDINGS	ST	INTERIOR RENOVATION OF EXISTING 4 DWELLING UNITS IN EXISTING 2 STORY MASONRY BUILDING WITH NEW ADDITIONAL DWELLING UNIT IN BASEMENT FOR A TOTAL OF 5DU	47	4
100941713	BLDG_PERM	#####	2628 W	AGATITE	AVE	SC 2019 CBC: ADDITIONAL DWELLING UNIT - COACH HOUSE CURRENT USE/OCCUPANCY: A1 SINGLE FAMILY DWELLING PROPOSED USE/OCCUPANCY: A1 SINGLE FAMILY DWELLING"SELF CERT PROJECT"	47	1
100990664	RENO_PERM	1/30/2023	3605 N	BELL	AVE	ADDING 1 A.D.U. TO EXISTING 6 DWELLING UNIT. INTERIOR ALTERATIONS TO AN EXISTING 3 BRICK BUILDING WITH BASEMENT. MECHANICAL, ELECTRICAL, AND PLUMBING PER PLANS.	47	1

100965736	BLDG_PERM	8/10/2022	3833 N	OAKLEY	AVE	SPR 2019 CBC: NEW FRAME COACH HOUSE CONTAINING SECOND FLOOR ADU AND GROUND FLOOR 2-CAR ACCESSORY PARKING SERVING EXISTING SFR (OCCUPANCY GROUP R-5; TYPE V-A CONSTRUCTION)	47	1
100935305	RENO_PERM	5/20/2022	3853 N	DAMEN	AVE	SPR 2019 CBRC, EXISTING 2 STORY MASONRY BUILDING (REAR) TO INCLUDE NEW ACCESSORY DWELLING UNIT PER NEW A.D.U. ORDINANCE. ACCESSORY UNIT TO BE LOCATED AT SECOND FLOOR AS PER PLANS (TO INCLUDE ELECTRICAL, MECHANICAL AND PLUMBING) AND TO LEGALIZED WOOD FENCE**CERTIFIED CORRECTIONS SUBJECT TO FIELD INSPECTIONS & AUDIT **	47	1
101006446	RENO_PERM	7/7/2023	3935 N	SEELEY	AVE	SPR 2019 CBC NEW CONVERSION DWELLING UNIT IN BASEMENT OF EXISTING R-5 OCCUPANCY, 2-STORY TYPE IIIA BUILDING. SCOPE INCLUDES NEW WATER SERVICE. NO CHANGE TO BUILDING AREA, STRUCTURE, OR OCCUPANCY. PER PLANS **CERTIFIED PLANS CORRECTIONS: CONDITIONAL PERMIT SUBJECT TO FIELD INSPECTIONS **	47	1

100959544	RENO_PERM	4/8/2022	4020 N	HERMITAGE	AVE	[SELF-CERTIFICATION 2019 CBRC AND CBC;; NO CHANGE IN USE. EXISTING USE TO REMAIN] NEW CONSTRUCTION FRAME (V-A) NON-SPRINKLERED GARAGE WITH ADDITIONAL DWELLING UNIT AND NEW MASONRY AND ALUMINUM GLAZING SYSTEM ENCLOSED PORCH PER PLANS.	47	1
100937315	BLDG_PERM	4/4/2022	4106 N	OAKLEY	AVE	PROPOSED REAR 2 CAR GARAGE W/2ND FLOOR COACH HOUSE (PER ADU ORDINANCE) SERVING LOT WITH EXISTING 2 STORY SFR AS PER PLANS.	47	1
100975010	BLDG_PERM	2/8/2023	4113 N	ASHLAND	AVE	PROPOSED 2 STORY COACH HOUSE W/1ST FLOOR 2 CAR GARAGE AND 2ND FLOOR ROOF DECK (PER ADU ORDINANCE) SERVING AN EXISTING 2 STORY/2 UNIT RESIDENCE, PER PLANS.	47	1
100973866	BLDG_PERM	1/5/2023	4140 N	DAMEN	AVE	SPR 2019 CBC: FULL BUILDING PERMIT FOR NEW 2-STORY COACH HOUSE - ADDITIONAL DWELLING UNIT WITH A ROOFTOP TERRANCE OVER DETACHED GARAGE (OCCUPANCY R-5, TYPE VA CONSTRUCTION).**CERTIFIED CORRECTIONS SUBJECT TO FIELD INSPECTIONS & AUDIT **	47	1
100966598	BLDG_PERM	7/26/2022	4320 N	WINCHESTER	AVE	EXISTING SINGLE FAMILY RESIDENCE. PROPOSED A TWO CAR GARAGE AND 2ND FLOOR COACH HOUSE AS PER PLANS.	47	1

100958911	BLDG_PERM	3/2/2023	4329 N	ASHLAND	AVE	SC 2019 CBC: NEW A.D.U. COACH HOUSE ON TOP OF NEW 2-CAR GARAGE PER CHICAGO CODE SECTION 17-9-0201 -F. NEW OPEN STAIR TO A.D.U.MECHANICAL, ELECTRICAL, AND PLUMBING PER PLANS. CURRENT USE: A-2,MULTI-UNIT RESIDENCE. PROPOSED USE: A-2, MULTI-UNIT RESIDENCE	47	1
100926872	RENO_PERM	12/8/2021	4336 N	WINCHESTER	AVE	SPR 2019 CBC NEW 2 STORY 2 CAR AND ADU ON SECOND FLOOR MASONRY GARAGE AT 2 STORY SINGLE FAMILY RESIDENCE W/BASEMENT**CERTIFIED CORRECTIONS SUBJECT TO FIELD INSPECTIONS & AUDIT **	47	1
100971388	RENO_PERM	9/1/2022	4626 N	ASHLAND	AVE	WORK IS FOR INTERIOR RENOVATION TO SIX (6) APARTMENT UNITS WITH THE ADDITION OF ONE GARDEN LEVEL UNIT IN A THREE STORY BUILDING W/ A BASEMENT AND W/ NEW EXPOSED REAR WOOD STAIR. EXISTING MASONRY GARAGE TO REMAIN.CURRENT USE R-2/RESIDENTIAL, PROPOSED USE R-2/RESIDENTIAL (NO CHANGE)	47	1

101022039	RENO_PERM	9/5/2023	4826 N	WOLCOTT	AVE	SPR 2019 CBRC - PROPOSED REAR 3 SPACE PARKING PAD, INTERNAL RENOVATIONS TO CONVERT EXISTING 2 STORY/2 UNIT RESIDENCE TO 3 UNITS (PER ADU ORDINANCE), PER PLANS.**CERTIFIED CORRECTIONS SUBJECT TO FIELD INSPECTIONS & AUDIT **	47	1
100978733	RENO_PERM	9/22/2022	4841 N	ASHLAND	AVE	SPR 2019 CBRC - ADDITION OF AN ACCESSORY DWELLING UNIT, PER ZONING ORDINANCE OF THE PILOT ADU PROGRAM.TO AN EXISTING 19 UNIT, 3-STORY BUILDING, TYPE ILL-A CONSTRUCTION, RT-4 ZONING AS PER PLANS**CERTIFIED CORRECTIONS SUBJECT TO FIELD INSPECTIONS & AUDIT **	47	1
100954774	RENO_PERM	6/23/2022	4842 N	HOYNE	AVE	SPR 2019 CBRC - NORTH ADU PILOT AREA. CONVERT EXISTING 6DU TO 7DU.INTERIOR ALTERATION WITH MEP TO 7DU FOR EXISTING 3 STORY BRICK BUILDING (CONSTRUCTION TYPE IIIA); (USE GROUP R-2). NEW REAR WOOD BALCONIES ATTACHED TO EXISTING WOOD PORCH,DEMO EXISTING GARAGE REPLACE WITH 6 PARKING SPACES, AS PER PLANS AT 4842 N HOYNE AVE.**CERTIFIED CORRECTIONS SUBJECT TO FIELD INSPECTIONS & AUDIT **	47	1

100935751	RENO_PERM	#####	1300 W	HOOD	AVE	<p>SPR 2019 CBRC - CONVERT EXISTING 12 D.U. TO 16 D.U. AS PART OF ADU ORDINANCE:ADDITION OF 4 D.U TO BASEMENT INCLUDING MEP WORK FOR A TOTAL OF 16 DU (R-2 USE CLASSIFICATION) FOR 3 STORY BRICK BUILDING WITH BASEMENT (TYEP IIIA CONSTRUCTION)**CERTIFIED CORRECTIONS SUBJECT TO FIELD INSPECTIONS & AUDIT **</p>	48	4
100996228	RENO_PERM	2/27/2023	1336 W	BRYN MAWR	AVE	<p>SPR 2019 CBRC - PROPOSED ADU THROUGH THE INTERIOR RENOVATION TO ONE (1) BASEMENT UNIT IN A THREE STORY BUILDING. CONVERT 7 DU TO 8 DU, NO EXTERIOR SCOPE. CURRENT USE IS RT-4/RESIDENTIAL, PROPOSED USE RT-4/RESIDENTIAL (NO CHANGE).ALL WORK AS PER PLANS**CERTIFIED CORRECTIONS SUBJECT TO FIELD INSPECTIONS & AUDIT **</p>	48	1

100926149	RENO_PERM	10/1/2021	1344 W	HOOD	AVE	SPR 2019 CBRC: INTERIOR REMODELING TO ADD (1) ADU IN BASEMENT OF EXISTING 19-UNIT APARTMENT BUILDING AS PER PLANS. (OCCUPANCY GROUP R-2; TYPE IIIA CONSTRUCTION). CONVERT FROM 19 DU TO 20 DU**CERTIFIED CORRECTIONS SUBJECT TO FIELD INSPECTIONS & AUDIT **	48	1
100963089	RENO_PERM	6/2/2022	1400 W	OLIVE	AVE	WORK IS FOR INTERIOR RENOVATION TO ADD THREE (3) ACCESSORY DWELLING UNITS (ADUS) IN AN EXISTING (16) SIXTEEN UNIT, THREE STORY BUILDING. NO EXTERIOR SCOPE. CURRENT USE R-2/RESIDENTIAL, PROPOSED USE R-2/RESIDENTIAL (NO CHANGE)	48	3
100981829	RENO_PERM	#####	1429 W	ARDMORE	AVE	2019 SPR. ADU NORTH AREA. CONVERT EXISTING 3RD TO 4DU. INTERIOR ALTERATIONS INCLUDING MEP FOR 1 DU AT BASEMENT (EXISTING 3DU NO CHANGE) FOR EXISTING 3 STORY BRICK BUILDING WITH BASEMENT, CONSTRUCTION TYPE IIIA, EXISTING USE GROUP R-5 CONVERT TO USE GROUP R-2.	48	1

100924878	RENO_PERM	1/19/2022	5300 N	MAGNOLIA	AVE	CONVERSION OF EXISTING BLDG FROM (4) TO (5) DWELLING UNITS, RENOVATION TO EXISTING UNFINISHED BASEMENT FOR NEW CONVERSION UNIT (ADU), AND CONVERT EXISTING ATTACHED GARAGE TO NEW ACCESSORY RESIDENTIAL FITNESS ROOM, OCCUPANCY A-2 TO REMAIN, 3B CONSTRUCTION TO REMAIN, AS PER PLANS	48	1
101008413	RENO_PERM	5/7/2023	5401 N	WINTHROP	AVE	SPR 2019 CBRC: ADD (1) ADU UNIT IN BASEMENT TO EXISTING 3 STORY 7 D.U. MASONRY APARTMENT BUILDING (OCCUPANCY R-2, TYPE IIIA CONSTRUCTION)	48	1
100925501	RENO_PERM	11/2/2021	6331 N	WAYNE	AVE	SPR 2019 CBRC - WORK IS FOR INTERIOR RENOVATION TO ADD TWO (2) ACCESSORY DWELLING UNITS (ADUS) IN AN EXISTING (6) SIX UNIT, THREE STORY BUILDING. NO EXTERIOR SCOPE. CURRENT USE R-2/RESIDENTIAL, PROPOSED USE R-2/RESIDENTIAL (NO CHANGE)**CERTIFIED CORRECTIONS SUBJECT TO FIELD INSPECTIONS & AUDIT **	48	2

100960905 RENO_PERM 8/24/2022 6341 N WAYNE AVE

WORK IS FOR INTERIOR RENOVATION FOR THE ADDITION OF ONE BASEMENT ADU APARTMENT TO AN EXISTING (6) DWELLING UNIT, THREE STORY BUILDING. CURRENT USE R-2/RESIDENTIAL, PROPOSED USE R-2/RESIDENTIAL (NO CHANGE)

48 1

Total	175
--------------	------------



CITY OF CHICAGO

DEPARTMENT OF PLANNING AND DEVELOPMENT

MEMORANDUM

To: The Honorable Jason Ervin
Chairman, Committee on the Budget and Government Operations

From: Patrick Murphey
Acting Commissioner
Department of Planning and Development

CC: Elizabeth Beatty
Mayor's Office of Intergovernmental Affairs

Date: **October 31, 2023**

Re: Request for Information from Annual Appropriation Committee Hearing

ID#: 54-05 Martin/Ervin/Lee ETOD

The following information is provided in response to questions posed at our department's hearing on 10/18/23 to discuss the proposed 2024 budget.

Aldermen Martin, Ervin, and Lee asked for the following information:

- How many units since ETOD was passed, broken down by ward. **Attached is a copy of the TSL database, including a breakdown of ETOD projects and unit by transit type and by approving body (COZ, CPC or ZBA).**
- Full report on the usage of these ETOD units. **The attached Transit Served Location (TSL) database show all the details of the projects approved by COZ, CPC and ZBA both under old TSL and 2022 ETOD ordinance, and the summary charts and tables.**

As always, please let me know if you have any further questions.

2		Apr-16	2462 N Lincoln Ave	43	3,025	B3-3	B3-3	3.0	280	9	-	-	-	-20%	-78%	-	-
3		Apr-16	927-29 W Irving Park Rd	46	8,569	B2-2	B2-3	3.0	280	28	-	-	-	-9%	-50%	1	\$250,000
4		Sep-16	3462 N Lincoln Ave	47	6,453	B3-2	B3-3	3.84	280	18	-	-	-	-28%	-56%	2	-
5		Nov-16	1911-21 W Irving Park Rd	47	12,090	B1-2	B1-3	3.0	280	24	-	-	-	-80%	-63%	2	-
6	18921-T1	Nov-16	3115 N Broadway	44	15,786	B3-2	B3-5	5.0	181	48	-	-	-	-82%	-23%	5	-
7		Nov-16	670-78 N LaSalle St	42	18,381	DX-7	DX-7	7.0	123	-	-	-	149	0%	-50%	-	-
8		Dec-16	7070-78 N Clark St	49	20,881	B3-2	B2-3	3.0	280	54	-	-	-	-38%	-63%	n/a	-
9		Dec-16	4420-30 N Sheridan Rd	46	10,564	RT4 & B3-3	B3-3	3.0	280	33	-	-	-	-14%	-100%	1	\$250,000
10		Dec-16	1938-42 W North Ave	2	4,849	C1-2	B3-3	3.0	280	15	-	-	-	-15%	-100%	2	-
11		Dec-16	3226-28 N Clark St	44	7,500	B3-3	B3-3	3.0	280	24	-	-	-	-12%	-75%	2	-
1		Jan-17	3220-22 N Lincoln Ave	47	6,153	C1-3	C1-3	4.0	280	19	-	-	-	-16%	-79%	2	-
2		Jan-17	4646 N Damen Ave	47	4,925	RS3	B3-3	3.0	280	9	-	-	-	-95%	-56%	-	-
3		Feb-17	4003-11 N Damen Ave	47	5,588	C1-2	B1-2	2.2	940	4	-	-	-	-49%	-100%	-	-
4		Mar-17	1879-85 N Milwaukee Ave	32	8,800	M1-1	B3-3	3.5	280	31	-	-	-	-1%	-73%	2	\$125,000
5		Mar-17	2731 W Prindiville St	1	5,328	RS3	B2-3	1.95	280	6	-	-	-	-217%	-33%	-	-
6		Mar-17	3901-03 N Lincoln Ave	47	6,142	B3-2	B3-3	3.3	280	12	-	-	-	-83%	-50%	1	-
7		Mar-17	3334 N Southport Ave	44	5,008	B3-3	B3-3	3.1	280	9	-	-	-	-99%	-67%	-	-
8		Mar-17	878-80 N Milwaukee Ave	27	5,880	C1-2	B2-3	3.3	280	8	-	-	-	-163%	0%	-	-
9		Mar-17	1701-03 W Division St	1	6,200	B3-2	B3-3	3.4	280	14	-	-	-	-58%	-50%	1	-
10		Mar-17	1038-40 N Ashland Ave	1	5,587	B1-2	B2-3	3.0	280	18	-	-	-	-11%	-100%	2	-
11		Mar-17	436-40 E 47th St	3	12,495	B1-5	B3-5	2.1	181	8	-	-	-	-765%	-100%	-	-
12		Mar-17	4654 N Sheridan Rd	46	7,286	B3-3	B2-5	4.3	100	-	38	-	-	-92%	-92%	n/a	-
13		Mar-17	1101-17 W Granville Ave	48	5,776	B1-3	B3-5	5.0	181	20	-	-	-	-60%	-75%	2	-
14		Mar-17	1201 W Lake St	27	29,557	C1-2	DX-5	5.0	-	-	-	-	-	-	-27%	-	-
15		May-17	2245-49 W Lawrence Ave	47	7,345	B3-2	B2-3	3.31	280	24	-	-	-	-9%	-75%	2	-
16		Jun-17	1912 N Milwaukee Ave	32	2,200	M1-1	C1-2	2.2	940	2	-	-	-	-17%	-100%	-	-
17		Jun-17	3754-56 N Central Park Ave	45	6,153	RS3	B2-2	2.2	940	6	-	-	-	-9%	-100%	-	-
18		Jun-17	1914-18 N Milwaukee Ave	32	4,400	M1-1	C1-3	3.0	280	9	-	-	-	-75%	-100%	-	-
19		Jun-17	1351-55 N Milwaukee Ave	1	4,944	B1-2	B3-3	3.0	280	6	-	-	-	-194%	-100%	-	-
20		Jun-17	2020-22 W Divison St	1	4,320	B3-2	B3-3	3.0	280	8	-	-	-	-93%	-100%	-	-
21		Jun-17	1900 W North Ave	2	1,945	B3-1	B3-3	3.0	280	4	-	-	-	-74%	-100%	-	-
22		Jun-17	1665-67 N Milwaukee Ave	2	4,800	B3-5	B3-5	4.4	181	32	-	-	-	17%	-91%	3	-
23		Jul-17	1460 W Cortez St	2	3,001	RS3	B2-2	1.62	940	3	-	-	-	-6%	-100%	-	-
24		Jul-17	2836 N Kedzie Ave	35	3,125	B3-1	B2-3	1.5	280	4	-	-	-	-179%	-25%	-	-
25		Sep-17	4540-42 N Ravenswood Ave	47	5,625	B3-2	B2-3	3.0	280	9	-	-	-	-123%	-44%	-	-
26		Sep-17	2233 W 21st St	25	3,150	B2-3	B2-3	1.04	280	4	-	-	-	-181%	-50%	-	-
27		Sep-17	3647-49 N Southport Ave	44	6,006	B3-2	B3-3	3.75	280	18	-	-	-	-19%	-72%	1	\$125,000
28		Sep-17	3696-3700 N Milwaukee Ave	45	7,250	M1-1	B2-2	1.52	280	1	-	-	-	-2489%	-100%	-	-
29		Sep-17	3603-07 S Archer Ave	12	5,900	C1-2	B2-3	1.93	280	10	-	-	-	-111%	-50%	-	\$50,000
30		Sep-17	914-28 W Fulton Mkt	27	15,000	C1-1	DS-3	2.1	-	-	-	-	-	-	-100%	-	-
31		Sep-17	1521-27 N Sedgwick Ave	27	7,650	C1-3	C1-3	3.7	280	20	-	48	-	-37%	-100%	n/a	-
32		Sep-17	4646-50 N Damen Ave	47	9,933	RS3 & B3-3	B2-3	2.8	280	24	-	-	-	-48%	-67%	2	-
33		Sep-17	1964-66 N Milwaukee Ave	1	4,000	B3-2	B3-5	3.99	181	16	-	-	-	-39%	-81%	2	-
34		Sep-17	1101-17 W Granville Ave	48	5,816	B3-5	B3-5	5.0	181	20	-	-	-	-61%	-95%	2	-
35		Sep-17	4701-05 N Kenmore Ave	46	7,150	B3-3	B2-5	2.8	181	13	-	-	-	-205%	-100%	n/a	-
36		Oct-17	3120-22 N Broadway	44	6,508	B3-2	B2-3	3.15	280	19	-	-	-	-22%	-100%	2	-
37		Oct-17	1830-36 N Western Ave	1	4,450	C1-2	B2-3	3.0	280	8	-	-	-	-99%	-38%	-	-
38		Nov-17	3459 W Belmont Ave	35	4,325	C1-1	B2-3	2.27	280	7	-	-	-	-121%	-43%	-	-
39		Nov-17	7107-29 S Bennett Ave	5	28,506	RT4	B2-3	3.0	280	68	-	-	-	-50%	-100%	-	-
1		Feb-18	937-45 W Belmont Ave	44	7,667	B3-3	B3-5	5.0	181	37	-	-	-	-15%	-100%	3	-
2		Mar-18	2719-25 W. Cermak	12	9,696	B3-2	B2-3	3.0	280	16	-	-	-	-116%	-100%	2	-
3		Mar-18	3200-10 N Southport Ave	44	9,000	B3-2	B3-3	3.5	280	24	-	-	-	-34%	-71%	1	\$128,469
4		May-18	314-18 S Halsted St	27	6,365	DX-5	DX-5	2.3	181	9	-	-	-	-292%	-100%	-	-
5		May-18	3215 W Lawrence Ave	33	20,018	B1-2	B3-5	5.7	181	27	-	-	-	-311%	-56%	3	-

6		May-18	1737-41 N Western Ave	32	7,614	B3-2	B2-5	3.5	181	25	-	-	-	-69%	-75%	4	-
7		May-18	932-46 W North Ave	2	17,363	M1-2	C2-2	2.2	-	-	-	-	-	-	-50%	-	-
8		May-18	1731-47 N Elston Ave	2	80,134	M3-3	C2-3	1.3	280	-	-	-	-	-	-74%	-	-
9		May-18	957 W Grace St	44	12,000	B3-2	B2-3	2.4	280	40	-	-	-	-7%	-50%	4	-
10		May-18	3404-12 N Sheffield Ave	44	3,143	B3-2	B3-3	2.98	280	2	-	-	-	-461%	-100%	-	-
11		May-18	1730 W Greenleaf Ave	49	7,957	C1-2	B2-3	3.0	280	30	-	-	-	5%	-100%	3	-
12		Jun-18	1227 W. Jackson	28	4,450	M1-3	B2-3	3.5	280	9	-	-	-	-77%	-11%	-	-
13		Jun-18	4551-53 N Ravenswood Ave	47	8,190	B3-2 & M1-2	B2-3	2.9	280	12	-	-	-	-144%	-83%	1	-
14		Jun-18	1101-15 W Addison	44	19,899	B3-2	B3-3	2.8	5'	-	-	-	-	-	-100%	-	-
15		Jun-18	2643 W Lawrence	40	3,125	B1-2	B2-3	1.0	280	6	-	-	-	-86%	-100%	-	-
16		Jun-18	1853 S Western Ave	25	2,324	C1-2	B2-5	2.2	181	6	-	-	-	-115%	-100%	-	-
17		Aug-18	1907-09 S Blue Island Ave	25	6,004	C1-2	B2-3	2.0	280	12	-	-	-	-79%	-100%	1	-
18		Aug-18	1048-50 W Cornelia Ave	44	2,763	RT4	B2-3	3.5	280	9	-	-	-	-10%	-22%	-	-
19		Sep-18	2000 W Cullerton St	25	3,125	B1-2	B2-3	2.4	280	4	-	-	-	-179%	-50%	-	-
20		Oct-18	1848 S Blue Island Ave	25	2,500	C1-2	C1-3	2.4	280	4	-	-	-	-123%	-100%	?	-
21		Oct-18	1424-28 E 53rd St	4	19,420	RM5 & B1-3	B2-3	3.5	280	24	-	-	-	-189%	-17%	n/a	-
22		Oct-18	2801-07 S Halsted St	11	11,305	B1-5	B1-3	3.3	280	30	-	-	-	-35%	-33%	n/a	-
23		Oct-18	1700-14 N Western Ave	1	17,462	C1-2	B3-5	4.4	181	60	-	-	-	-61%	-52%	9	-
24		Dec-18	913-15 W School St	44	21,477	B3-3	B2-3	3.3	280	53	-	-	-	-45%	-45%	2	-
25		Dec-18	1511 N Sedgwick St	27	2,557	C1-3	B2-5	3.5	181	7	-	-	-	-102%	-71%	-	-
1	19948-T1	Mar-19	4900-08 N Milwaukee Ave	45	12,750	B3-2	B3-3	3.2	280	31	-	-	-	-47%	-71%	3	\$391,602
2	19862-T1	Mar-19	833-39 W Randolph St	27	12,961	DX-3	DX-7	6.5	try	-	-	-	46	-	-100%	-	-
3	19794-T1	Apr-19	1246 W Chicago Ave	27	2,940	B1-2	B2-3	1.8	280	5	-	-	-	-110%	-40%	-	-
4	19963-T1	Jun-19	9101-09 S Beverly Ave	21	15,314	B1-1	B3-3	3.0	280	7	-	-	-	-681%	-100%	3	-
5	19863-T1	Jun-19	1121-25 W Randolph St	27	3,250	DX-3	DX-7	5.0	try	-	-	-	9	-	-100%	-	-
6	20021-T1	Jul-19	1445 N Ashland Ave	2	5,174	B3-2	B3-3	2.9	280	12	-	-	-	-54%	-50%	2	-
7	19723-T1	Jul-19	2500-10 N Halsted St	43	5,499	RT4 & B3-3	B3-3	3.4	280	11	-	-	-	-79%	-64%	1	- TBD
8	20060-T1	Jul-19	4420-30 N Sheridan Rd	46	10,568	B3-3	B2-5	3.5	181	5	-	-	-	-1071%	-100%	4	TBD
9	19977-T1	Jul-19	1530-34 N Halsted St	2	8,190	C3-5	B3-5	2.5	181	9	-	-	-	-404%	-33%	2	TBD
10	20068-T1	Sep-19	1447 W Superior St	27	6,150	RS3	B2-3	1.76	-	16	-	-	-	-	-100%	?	-
11	20092-T1	Sep-19	933-37 B Orleans St	27	4,700	B3-2	B3-3	3.0	280	9	-	-	-	-87%	-44%	-	-
12	20088-T1	Sep-19	4738-50 N Winthrop Ave	46	19,312	RT4	B2-5	3.0	181	84	-	-	-	-27%	-77%	?	-
13	20175-T1	Oct-19	961 W Montana St	43	3,747	RM5	B2-3	2.45	280	8	-	-	-	-67%	-75%	-	-
14	20096-T1	Oct-19	5356 N Sheridan Rd	48	15,007	B3-3	B2-3	2.47	280	50	-	-	-	-7%	-58%	?	-
15	20091	Oct-19	2763 W Lawrence Ave	40	3,375	B1-2	B2-3	?	280	6	-	-	-	-101%	-50%	-	-
16	20020-T1	Oct-19	3131-41 N Sheffield Ave	44	14,514	B2-5	B2-5	N/A	181	6	-	-	-	-1240%	-100%	?	-
17	20166-T1	Nov-19	2418-28 N Milwaukee Ave	1	19,113	C2-2	C1-5	4.2	181	-	-	-	-	-	-73%	-	-
18	20250-T1	Dec-19	3757 N Sheffield Ave	44	3,003	B3-2	B2-3	2.99	280	50	-	-	-	79%	94%	?	-
19	20243-T1	Dec-19	3500-02 N Clark St	44	6,875	B3-2	B3-3	3.21	280	18	-	-	-	-36%	72%	?	-
20	20134-T1	Dec-19	3312 N Halsted St	44	3,125	C1-2	C1-3	3.22	280	6	-	-	-	-86%	71%	-	-
21	20051-T1	Dec-19	3347-49 N Southport Ave	44	6,250	B3-2 & RS3	B3-3	4.00	280	27	-	-	-	17%	85%	?	-
1	20100-T1	Jan-20	6929-61 S Kenwood	5	50,525	M1-2	C3-1	0.16	8'	-	-	-	-	-	?	-	-
2	20290-T1	Jan-20	1887-91 N Milwaukee Av	32	6,600	M1-1	B1-1	1.2	-4"	-	-	-	-	-	100%	n/a	-

#	# BY YEAR	date	location	ward	net site area	original district	PD base district	base FAR	bonus FAR	Project FAR	height	blend MLA	R units	B & C units	D units	PD mla bump	TSL - Type	PD parking reduction (%)	NOF Bonus	TPC	Total Jobs	ARO du	ARO \$
1	1	Jan-16	1920 N Milwaukee Ave	35	10,888	M1-1 & B3-2	C1-5	5.0	-	5.0	85'	181		44	-	#VALUE!	-37%	-77%	-	\$9,500,000	250	-	\$500,000.00
2	2	Jan-16	800 N Clark St	40	23,002	DX-5	DX-7	7.0	-	7.0	179'	123		-	230	#VALUE!	19%	-91%	-	\$58,000,000	580	-	\$2,300,000.00
3	3	Mar-16	2109 S Wabash Ave	34	42,340	DX-3	DX-5	5.0	3.0	8.0	245'	181		-	275	#VALUE!	15%	-37%	-	\$110,000,000	340	-	\$248,582.35
4	4	Mar-16	301 W Illinois St	33	32,180	DX-5	DX-5	5.0	3.0	8.0	298'	181		-	255	#VALUE!	30%	-44%	-	\$95,000,000	110	-	\$1,106,992.00
5	5	Mar-16	352 N Union St	32	54,130	DS-5	DX-5	5.0	1.0	6.0	450'	181		-	373	#VALUE!	20%	-45%	-	\$91,000,000	220	9	\$4,028,808.00
6	6	Mar-16	1326 S Michigan Ave	39	63,566	DX-7	DX-7	7.0	2.65	9.7	513'	123		-	549	#VALUE!	6%	-38%	-	\$150,000,000	475	-	\$1,950,000.00
7	7	May-16	11127 S Langley St	2	33,441	RT-4	B2-2	2.2	-	1.7	38'	1000		38	-	#VALUE!	12%	-55%	-	\$15,000,000	41	38	-
8	8	May-16	800 S Michigan Ave	4	28,744	DX-16	DX-16	16.0	5.5	21.5	620'	83		-	476	#VALUE!	27%	-62%	-	\$240,000,000	405	-	\$2,023,577.60
9	9	Jun-16	2328 N California Ave	7	30,354	C1-1	B2-3	3.0	-	4.0	71'	280		138	-	#VALUE!	21%	-68%	-	\$36,000,000	5	14	-
10	10	Jul-16	1257 N Paulina St	31	97,750	B3-2	B3-5	5.0	-	3.5	190'	181		260	-	#VALUE!	-108%	-18%	-	\$35,000,000	260	26	-
11	11	Oct-16	5036 N Broadway	30	117,031	B1-2 & C2-5	C2-5	5.0	-	5.0	150'	181		710	-	#VALUE!	9%	0%	-	\$90,000,000	350	71	-
12	12	Oct-16	1354 S Wabash Ave	38	25,454	DX-7	DX-7	7.0	2.3	9.3	290'	123		-	296	#VALUE!	30%	-61%	\$1,030,374	\$50,000,000	770	30	-
13	13	Nov-16	901-05 W Fulton Mkt	6	20,882	C1-1	DX-3	3.0	1.49	4.5	69'	-		-	-	-	-	-100%	\$721,848	\$15,000,000	550	-	-
14	14	Dec-16	1400-18 N Orleans St	29	44,335	B3-3 & C1-3	B2-5	5.0	-	5.0	96'	181		252	-	#VALUE!	3%	-53%	-	\$55,000,000	262	12	\$1,625,000.00
15	15	Dec-16	1970-80 N Milwaukee Ave	27	22,145	B3-2	B3-5	5.0	-	5.0	96'	181		132	-	#VALUE!	7%	-87%	-	\$32,000,000	105	13	-
16	16	Dec-16	246-62 W 22nd Pl	28	17,000	RT-4	B3-5	5.0	-	5.0	96'	181		92	-	#VALUE!	-2%	-26%	-	\$19,000,000	112	2	\$350,000.00
17	1	Jan-17	200-10 N Carpenter St	26	27,698	C1-2	DX-5	5.0	3.1	8.1	163'	-		-	-	-	-	-65%	\$1,992,044	\$47,200,000	1,106	-	-
18	2	Feb-17	3921 N Sheridan Rd	24	23,315	B1-2 & C1-2	B3-5	5.0	-	5.0	80'	181		120	-	#VALUE!	-8%	-86%	-	\$35,000,000	21	8	\$500,000.00
19	3	Feb-17	716-42 N Aberdeen St & 721-39 N Ogden Ave	25	30,653	B3-5	DX-5	5.0	1.25	6.25	167'	181		-	188	#VALUE!	10%	-45%	\$888,938	\$70,000,000	165	4	\$1,500,000.00
20	4	Mar-17	4601-17 N Broadway	23	30,245	B3-2	B3-5	5.0	-	5.0	103'	181		197	-	#VALUE!	15%	-72%	-	\$75,000,000	385	5	\$1,875,000.00
21	5	Apr-17	6145 N Broadway	5	31,000	B1-3	B1-3	3.0	-	3.0	78'	280		105	-	#VALUE!	-5%	-57%	-	\$23,000,000	130	-	-
22	6	Apr-17	1603 E 53rd St	22	57,970	RM-6.5, B1-5 & B3-5	B3-5	5.0	-	5.0	295'	181		250	-	#VALUE!	-28%	-9%	-	\$82,000,000	166	-	-
23	7	May-17	4849 N Lipps Ave	21	87,712	B3-3 & M1-1	B3-5	5.0	-	5.0	145' & 203'	181		114	-	#VALUE!	-326%	119%	-	\$45,000,000	200	11	-
24	8	Jun-17	2835-47 W Belden Ave	4	17,604	C1-2	B2-3	3.0	-	4.0	80'	200		100	-	#VALUE!	12%	-70%	-	\$15,000,000	78	10	-
25	9	Jul-17	2037 N Milwaukee Ave	20	13,987	B3-1	B3-5	5.0	-	5.0	79'10"	181		88	-	#VALUE!	12%	-80%	-	\$23,800,000	130	-	-
26	10	Aug-17	172 N Ada St	19	41,596	C1-3	DX-5	5.0	1.0	6.0	162'	181		-	263	#VALUE!	12%	-35%	\$1,158,028	\$87,000,000	90	26	-
27	11	Aug-17	312-28 N Carpenter St	27	22,890	M2-3 & C1-3	DX-3	3.0	2.75	5.75	104'	-		-	-	-	-	-73%	\$1,460,382	\$40,000,000	580	-	-
28	12	Sep-17	943-57 W Wilson Ave & 4545-57 N	18	24,796	B3-2	B3-5	5.0	-	5.0	134'	181		150	-	#VALUE!	8%	-76%	-	\$35,000,000	105	7	\$1,000,000.00
29	13	Sep-17	933-43 W Washington & 11-25 N	17	52,813	DX-3	DX-5	5.0	1.5	6.5	196'	181		-	358	#VALUE!	18%	-2%	\$1,837,892.40	\$150,000,000	1,100	9	\$4,725,000.00
30	14	Oct-17	801-939 S Ashland Ave	16	74,368	B3-3	B2-5	5.0	-	5.0	210'	181		254	-	#VALUE!	-62%	-43%	-	\$90,000,000	285	6	\$1,900,000.00
31	15	Oct-17	845 W Adams St	37	46,417	DS-3	DX-7	7.0	2.0	9.0	225'	123		-	275	-37%	-37%	-11%	\$2,153,749	\$100,000,000	237	7	\$3,675,000.00
32	16	Dec-17	1040 W Huron St (ARO pilot)	15	28,327	M1-3	DX-5	5.0	2.5	7.5	266'	168		-	226	#VALUE!	25%	-45%	\$1,642,270	\$65,000,000	203	39	-
33	1	Jan-18	609-57 W North Ave	14	73,445	B3-2	B3-5	5.0	-	4.5	150'	181		261	-	#VALUE!	-56%	-7%	-	\$128,000,000	350	7	\$2,375,000.00
34	2	Feb-18	1114-28 W Chicago and 800-18 N	12	18,268	C1-2	C1-5	5.0	-	5.0	99'	181		98	-	#VALUE!	-3%	-77%	-	\$17,900,000	100	19	-
35	3	Feb-18	3300 North Clark Street	13	23,027	B3-3	B3-5	5.0	-	5.0	92'	181		140	-	#VALUE!	9%	-84%	-	\$29,000,000	262	5	\$1,125,000.00
36	4	Mar-18	1220 W Jackson Blvd	10	21,037	M1-3	DX-5	5.0	1.50	6.5	125'	181		-	166	#VALUE!	30%	-80%	\$610,073	\$38,000,000	150	33	-
37	5	Mar-18	1624 W Division St	9	48,570	B3-2	B3-5	5.0	-	5.0	163'	181		154	-	#VALUE!	-75%	-1%	-	\$27,000,000	260	18	-
38	6	Mar-18	335-45 W Schiller/1355-69 N Sedg	11	19,559	B3-3/RM-5	B3-5	5.0	-	5.0	96'	181		105	-	#VALUE!	-3%	-62%	-	\$20,000,000	150	21	-
39	7	Apr-18	932-946 W. North Avenue	1	17,363	M1-2	C2-2	2.2	-	2.2	-	1000		-	-	-	-	-35%	-	\$3,000,000	25	-	-
40	8	Apr-18	166 N Aberdeen	8	26,118	C1-2	DX-5	5.0	1.5	6.5	163'	181		-	236	#VALUE!	39%	-6%	\$1,871,662	\$55,000,000	270	47	-
41	9	Apr-18	171 N Wabash Ave	40	7,795	DX-16	DX-16	16.0	-	7.24	90'	83		-	81	#VALUE!	-17%	-100%	-	\$20,000,000	126	2	-
42	10	Jun-18	1533 W Warren Blvd	27	21,197	C2-3	B2-3	3.3	-	3.75	77'4" & 34'8"	280		75	-	-1%	-1%	-75%	\$1,460,382	\$28,300,000	79	-	-
43	11	Jun-18	352 N Union St	32	54,130	DS-5	DX-5	5.0	1.0	6.0	450'	181		-	373	#VALUE!	20%	-45%	-	\$91,000,000	220	-	\$2,800,000.00
44	12	Jun-18	750 W North	2	19,809	B3-2	B3-5	5.0	-	5.0	104'7"	181		92	-	#VALUE!	-19%	-89%	-	\$27,000,000	180	2	\$1,125,000.00
45	13	Jul-18	2210 S. State - Ickes Sub Area B, Ph	3	77,138	2-3, M1-3, RM 5, DX	DX-3	3.0	-	2.64	90'	280		-	210	-31%	-31%	-90%	-	\$45,000,000	285	91	-
46	14	Jul-18	310 N Sangamon	27	33,296	M2-3	DX-5	5.0	3.1	8.1	170'	-		-	-	-	-	-65%	\$2,400,000	\$120,000,000	1350	-	-
47	15	Jul-18	725 W Randolph	36	46,417	DX-5/DX7	DX-7	7.0	4.5	11.5	615'	123		-	370	#VALUE!	-2%	-53%	\$4,853,742	\$395,000,000	930	40	-
48	16	Aug-18	1375 W. Fulton	27	38,818	M2-3	DX-5	5.0	3.1	8.1	190'	-		-	-	-	-	-35%	\$2,800,000	\$130,000,000	2325	-	-
49	17	Sep-18	1750 North Western Avenue	1	31,978	M1-1/M1-2 & C1-2	B3-3	3.0	1.00	4.00	70'	280		109	-	#VALUE!	-5%	-61%	-	\$47,000,000	213	16	-
50	18	Sep-18	2075 N. Elston	32	182,024	M3-3	C2-3	3.0	-	3.00	95'	280		366	-	#VALUE!	-78%	-28%	-	\$200,000,000	300	9	\$3,597,132.00
51	19	Sep-18	5150 N Northwest Highway	45	33,667	B3-5	B3-5	5.0	-	5.0	76'8"	181		78	-	#VALUE!	-139%	-47%	-	\$27,000,000	124	-	-
52	20	Oct-18	1535 N. Dayton	2	55,616	C3-5	C1-5	5.0	-	5.0	80'	181		197	-	#VALUE!	-56%	-64%	-	\$56,000,000	175	5	\$1,927,035.00
53	21	Oct-18	777 W. Chicago	27	1,115,091	DS-5	DX-5	5.0	2.6	7.6	80'	181		-	4,099	#VALUE!	-51%	-42%	\$67,262,298	\$2,500,000,000	18200	820	\$0.00
54	22	Nov-18	4325-43 N Ravenswood Ave	47	32,632	M1-2	C3-3	3.0	-	3.00	-	280		-	-	-	-	100%	-	minimal	10	-	-
55	23	Nov-18	101-213 W Roosevelt Rd	25	2,303,595	DS-3	DX-5	5.0	0.65	5.65	-	181		-	10,000	#VALUE!	-28%	-50%	\$23,600,000	\$7,000,000,000	39000	1,500	\$89,928,500.00
56	24	Nov-18	1044-52 W Van Buren St	25	17,386	DS-3	DX-7	7.0	2.75	9.8	-	123		-	201	#VALUE!	30%	?	\$1,109,226	\$40,000,000	204	40	\$0.00
57	25	Nov-18	1115-43 W Van Buren St	25	15,660	DS-3	DX-7	7.0	4.5	11.5	-	123		-	200	#VALUE!	36%	?	\$1,634,904	\$44,000,000	204	20	\$2,697,855.00
58	26	Dec-18	200-08 W Chicago Ave / 800-20 N	27	20,802	RPD 1303	DX-7	7.0	4.25	11.25	-	123		-	318	#VALUE!	47%	-93%	\$3,041,252	\$75,000,000	225	32	\$0.00
59	1	Apr-19	800-824 W Fulton Mkt	27	37,947	DX-5	DX-7	7.0	4.5	11.5	18 stry	123		-	-	-	-	?	\$3,961,667	\$95,000,000	2000	-	-
60	2	Jun-19	3115 N Broadway (Prior T1 TOD OF	44	15,786	B3-2	B3-5	5.0	-	5.0	94'	181		72	-	#VALUE!	-21%	-17%	-	\$6,000,000	85	7	-
61	3	Jul-19	1033-57 W Fulton Market	27	25,181	C1-1 & C3-5	DX-5	5.0	3.1	8.1	6/12 stry	181		-	-	-	-	?	\$1,810,946	\$45,000,000	600	-	-
62	4	Jul-1																					

#	# by YR	date	case	location	ward	description	zoning district	Max FAR	B & C units	transitional residence beds	D units	hotel keys	TSL type	parking reduction
1	1	Apr-16	173-16-S	1800 S Ashland Ave	25	residential	C1-3	3.0	14	-	-	-		-100%
2	2	Apr-16	153-14-S	312 W Chestnut St	27	hotel	C1-3	3.0	-	-	-	52		-100%
3	3	Aug-16	361-16-S	2101 S Wabash Ave	3	residential	DX-5	5.0	-	-	43	-		-100%
4	4	Nov-16	565-16-S	3928 N Sheridan Rd	46	residential	B3-5	5.0	54	-	-	-		-100%
5	1	Jan-17	27-17-S	1965 N Milwaukee Ave	1	residential	B3-2	2.0	20	-	-	-		-100%
6	2	Mar-17	155-17-S	2454 N Lincoln Ave	43	residential	B3-3	3.0	22	-	-	-		-100%
7	3	Mar-17	104-17-S	1435-43 N Wells St	27	residential	B3-5	5.0	50	-	-	-		-70%
8	4	Aug-17	504-17-S	1521 N Sedgwick St	46	residential	C1-3	3.0	20	48	-	-		-100%
9	5	Oct-17	631-17-S	1515 N Fremont Ave	2	residential	C3-5	5.0	98	-	-	-		-100%
10	6	Oct-17	587-17-S	315 S Jefferson St	42	residential	DX-7	7.0	-	-	69	-		-90%
11	7	Oct-17	577-17-S	801-11 W Lill St	43	residential	B3-3	3.0	22	-	-	-		-82%
12	1	Feb-18	112-18-S	1553 N Wells St	27	residential	B3-5	5.0	23	-	-	-		-65%
13	2	Jun-18	280-18-Z	2533-37 W. Homer St.	1	gallery/artist workspace	C1-1	1.2	-	-	-	-		-100%
14	3	Aug-18	330-18-S	667-71 N. Milwaukee / 656-68 N. Sangam	27	residential	C1-3	3.0	12	-	-	-		-83%
15	4	Oct-18	535-18-Z	1913-17 W North Ave	2	rstrnt/roof patio add	C1-2	2.0	-	-	-	-		100%
16	5	Nov-18	582-18-S	5155 N Broadway / 1137 W Foster	48	residential	C2-3	3.0	47	-	-	-		-100%
17	1	Jan-19	53-19-Z	2400 W. Wabansia Ave / 1700-08 N. Western Ave	1	residential	B3-5	5.0	60	-	-	-		-52%
18	2	Jan-19	6-19-S	925 W Chicago Ave	27	residential	C2-5	5.0	2	-	-	-		-53%
19	3	Mar-19	169-19-S	155-59 W. North Ave	27	residential	B3-5	5.0	35	-	-	-		-60%
20	4	May-19	244-19-S	512 S Cicero Ave	29	religious	B3-2	2.0	-	-	-	-		-100%
21	5	May-19	272-19-Z	3059 W Logan Blvd	27	entertain (escape room)	B3-3	3.0	-	-	-	-		-100%
22	6	Jun-19	310-19-S	1653 W. Division St	1	mix-use	B3-2	2.0	2	-	-	-		100%
23	7	Jun-19	169-19-S	1807 W. Division St	1	mix-use redev	B3-2	2.0	5	-	-	-		100%
24	8	Sep-19	469-19-S	2346 W. Grrand Ave	26	residential	B3-3	3.0	6	-	-	-		-67%

TSL TOTALS BY BOARD/COMMITTEE	ZBA	CPC	COZ	Totals
TSL Projects approved (ALL)	58	178	223	459
Total # of Units Approved (applicable R Districts)	-	547	-	547
Total # of Units Approved (B/C Districts)	989	0	3743	4,732
Total # of Units Approved (D Districts)	341	0	297	638
Total # of ARO Units (All District)	N/A*	0	153*	153

* NOTE: Most or recent COZ applications do not include # of ARO units; only an "X" indicating ARO ordinance applies

TSL TOTALS - ZBA BY YEAR	2016	2017	2018	2019	2020	2021	2022	2023	TOTALS
TSL Projects approved	4	7	5	9	8	3	3	19	58
Total # of Units Approved (B/C Districts)	68	232	82	116	175	105	0	31	809
Total # of Units Approved (D Districts)	43	69	0	0	56	0	49	124	341
Total # of ARO Units (All District)	0	0	0	0	0	0	0	N/A*	0

TSL TOTALS - CPC BY YEAR	2016	2017	2018	2019	2020	2021	2022	2023	TOTALS
TSL Projects approved	16	16	26	12	16	29	26	37	178
Total # of Units Approved (applicable R Districts)	0	0	0	0	0	0	437	110	547
Total # of Units Approved (B/C Districts)	1666	1378	1675	263	1192	10,056	354	581	17165
Total # of Units Approved (D Districts)	2,454	1310	16254	850	1544	12,095	8,248	3,980	46,735
Total # of ARO Units (All District)	215	132	2727	316	389	1,812	1,959	1,292	8842

TSL TOTALS - COZ BY YEAR	2016	2017	2018	2019	2020	2021	2022	2023	TOTALS
TSL Projects approved	11	39	25	21	33	31	31	32	223
Total # of Units Approved (B/C Districts)	287	493	446	360	572	568	425	135	3286
Total # of Units Approved (D Districts)	149	0	0	55	4	87	2	0	297
Total # of Projects with ARO requirements*	8	14	11	7	12	17	7	14	90

* NOTE: Most or recent COZ applications do not include # of ARO units; only an "X" indicating ARO ordinance applies

eTOD TOTALS - AA BY YEAR (START 2023)	2016	2017	2018	2019	2020	2021	2022	2023	TOTALS
TSL PARKING REDUCTIONS								14	4
Total # of Units Approved ALL DISTRICTS								109	109

NEW ETOD-ONLY SUMMARY CHART (JAN-SEPT 2023)							
eTOD ONLY BY BOARD/COMMITTEE	eTOD Bus Only			eTOD Train (or Both)			Totals
	ZBA	CPC	COZ	ZBA	CPC	COZ	
eTOD Projects approved	1	7	4	12	30	6	60
Total # of Units Approved (B/C Districts)	31	85	62	0	496	73	747
Total # of Units Approved (D Districts)	0	101	0	124	3,879	0	4104
Total # of ARO Units (All Districts)	N/A*	0	1 project**	N/A*	1,207	3 projects**	1207
# of Different Wards covered	0	7	4	11	16	5	43

* as it is not under their purview, ZBA applications do not require applicants to clarify if ARO units will be included

** for COZ Map Amendments, applicant only marks "x" if the project will comply with ARO and does not provide total number of ARO units

eTOD PROJECTS BY WARD (JAN-JULY 2023)												
Ward	# of Projects				Total Dwelling Units				ARO Units			
	COZ	CPC	ZBA	Total	COZ	CPC	ZBA	Total	COZ**	CPC	ZBA*	Total
1	2	0	0	2	35	0	0	35	2 projects	0	N/A	0
2	0	2	0	2	0	263	0	263	-	46	N/A	46
3	1	2	1	4	0	250	37	287	-	150	N/A	150
4	1	0	0	1	27	0	0	27	1 project	0	N/A	0
5	0	1	1	2	0	0	0	0	-	0	N/A	0
6	0	0	0	0	0	0	0	0	-	0	N/A	0
7	0	0	0	0	0	0	0	0	-	0	N/A	0
8	0	0	0	0	0	0	0	0	-	0	N/A	0
9	0	0	0	0	0	0	0	0	-	0	N/A	0
10	0	1	0	1	0	58	0	58	-	58	N/A	58
11	0	0	0	0	0	0	0	0	-	0	N/A	0
12	0	0	0	0	0	0	0	0	-	0	N/A	0
13	0	0	0	0	0	0	0	0	-	0	N/A	0
14	0	0	0	0	0	0	0	0	-	0	N/A	0
15	0	2	0	2	0	50	0	50	-	0	N/A	0
16	0	1	0	1	0	48	0	48	-	48	N/A	48
17	0	0	0	0	0	0	0	0	-	0	N/A	0
18	0	1	0	1	0	0	0	0	-	0	N/A	0
19	0	0	0	0	0	0	0	0	-	0	N/A	0
20	0	0	1	1	0	0	0	0	-	0	N/A	0
21	0	0	0	0	0	0	0	0	-	0	N/A	0
22	0	0	0	0	0	0	0	0	-	0	N/A	0
23	0	0	0	0	0	0	0	0	-	0	N/A	0
24	0	0	1	1	0	0	0	0	-	0	N/A	0
25	0	2	2	4	0	468	15	483	-	172	N/A	172
26	0	0	0	0	0	0	0	0	-	0	N/A	0
27	1	11	2	14	8	3259	122	3389	-	733	N/A	733
28	1	1	0	2	8	0	0	8	-	0	N/A	0
29	0	1	0	1	0	0	0	0	-	0	N/A	0
30	1	0	1	2	5	0	3	8	-	0	N/A	0
31	0	0	0	0	0	0	0	0	-	0	N/A	0
32	0	1	0	1	0	0	0	0	-	0	N/A	0
33	0	1	0	1	0	0	0	0	-	0	N/A	0
34	0	0	0	0	0	0	0	0	-	0	N/A	0
35	0	0	0	0	0	0	0	0	-	0	N/A	0
36	0	0	0	0	0	0	0	0	-	0	N/A	0
37	0	0	0	0	0	0	0	0	-	0	N/A	0
38	0	0	0	0	0	0	0	0	-	0	N/A	0
39	1	0	0	1	47	0	0	47	1 project	0	N/A	0
40	0	0	1	1	0	0	0	0	-	0	N/A	0
41	0	0	0	0	0	0	0	0	-	0	N/A	0
42	0	3	1	4	0	101	50	151	-	0	N/A	0
43	1	1	0	2	2	8	0	10	-	0	N/A	0
44	0	3	1	4	0	4	37	41	-	0	N/A	0
45	0	0	0	0	0	0	0	0	-	0	N/A	0
46	0	1	1	2	0	0	0	0	-	0	N/A	0
47	0	0	0	0	0	0	0	0	-	0	N/A	0
48	1	1	0	2	3	77	0	80	-	0	N/A	0
49	0	0	0	0	0	0	0	0	-	0	N/A	0
50	0	0	0	0	0	0	0	0	-	0	N/A	0

* as it is not under their purview, ZBA applications do not require applicants to clarify if ARO units will be included

** for COZ Map Amendments, applicant only marks "x" if the project will comply with ARO and does not provide total number of ARO units

NEW ETOD-ONLY - APPROVALS BY BOARD/COMMITTEE (JAN-SEPT 2023)										
eTOD ONLY BY BOARD/COMMITTEE	eTOD Bus Only			eTOD Train Only			eTOD Both			Totals
	ZBA	CPC	COZ	ZBA	CPC	COZ	ZBA	CPC	COZ	
eTOD Projects approved	1	7	4	1	2	3	11	28	3	60
Total # of Units Approved (B/C Districts)	31	85	62	0	0	30	0	496	43	747
Total # of Units Approved (D Districts)	0	101	0	0	593	0	124	3,286	0	4,104
Total # of ARO Units (All District)	N/A*	0	1 project**	N/A	119	1 project**	N/A	1,088	2 projects**	1,207
Total # of Different Wards covered	0	7	4	10	2	3	1	14	2	43

* as it is not under their purview, ZBA applications do not require applicants to clarify if ARO units will be included

** for COZ Map Amendments, applicant only marks "x" if the project will comply with ARO and does not provide total number of ARO units

