



CITY OF CHICAGO

BUDGET 2012
ACTION PLAN

MAYOR RAHM EMANUEL



GOVERNMENT FINANCE OFFICERS ASSOCIATION

*Distinguished
Budget Presentation
Award*

PRESENTED TO

City of Chicago

Illinois

For the Fiscal Year Beginning

January 1, 2011

Linda C. Danson Jeffrey R. Egan

President

Executive Director

The Government Finance Officers Association of the United States and Canada presented a Distinguished Budget Presentation Award to the City of Chicago for its annual budget beginning January 1, 2011. In order to receive this award, a governmental unit must publish a budget document that meets program criteria as a policy document, as an operations guide, as a financial plan, and as a communications device.

TABLE OF CONTENTS

Executive Summary	1
Overview	3
A. Plan Goals	3
B. City of Chicago Profile	3
C. Institutional Coordination and Managing the Process	4
D. Citizen Participation in the Planning Process	4
E. Monitoring	6
F. Lead-Based Paint	6
2012 Program Priorities	
A. Serve the Full Range of Constituencies Among Low and Moderate Income Populations	9
B. Provide Decent, Affordable Housing	16
C. Expand Economic Opportunity	33
D. Provide Planning and Administration	34
E. Summary of Specific Annual Objectives	37
Strategic Plan	
A. Available Resources	50
B. Anti-Poverty Strategy	57
C. Lead-Based Paint Strategy	60
D. Fair Housing Plan	62
E. Institutional Structure and Coordination	67
F. Action Plan Strategy Table	72
Tenant Assistance and Relocation Policy	78
Monitoring	82
2012 Programs and Resource Allocations	90
Appendix	
Other Grant Funding Sources	94
Maps	98
Community Development 2012 Appropriations	
Summary of Public Comments	
Certifications	
Ordinance	

EXECUTIVE SUMMARY

The 2012 Action Plan is the third annual phase implementing the 2010-2014 Consolidated Plan to address Chicago’s affordable housing and community development needs for the next fiscal year. The Consolidated Plan is developed through a strategic planning process established in 1994 by the U. S. Department of Housing and Urban Development (HUD) to foster stronger communities by better coordinating programs and resources among all levels of government, as well as between the public and private sectors.

Community development needs with planned five year goals and annual goals were identified in Table 2B of the 2010 – 2014 Consolidated plan as follows: Code Enforcement 100,000/20,000, Clearance and Demolition 15,000/3,000, Board-Up 25,000/5,000, Handicapped Services 32,165/6,433, Legal Services (Code Enforcement), Legal Services (Clearance and Demolition), Family Violence Prevention 41,750/8,350, Youth Services 95,000/19,000, Employment/Training Services 7,500/1,500, Health Services including Family Violence Prevention 7,500/1,500, High Risk 225/45, Primary Care 14,000/2,800, Mental Health 8,000/3,525, Homeless 1,500/300 and Lead Poisoning Prevention 25,000/5,000, Fair Housing Activities 350/70, Housing Counseling 154,000/30,800, Emergency Food 75,000/15,000 and Human Services 8,560/1,712.

The City’s status in achieving national goals of decent housing, suitable living environments and expanded economic opportunities by serving the full range of constituencies for 2011 may be affected by the 16.9% federal reduction in Community Development Block Grant funding.

The Consolidated Plan combines the planning and reporting requirements of four HUD entitlement programs: Community Development Block Grant (CDBG), Emergency Shelter Grant (ESG), Home Investment Partnership Grant (HOME), and Housing Opportunities for Persons with AIDS Grant (HOPWA).

The Consolidated Plan analyzes the needs of low- and moderate-income communities and presents a comprehensive strategy to address these needs. It contains the following elements:

- An assessment of housing and homeless needs.
- A housing market analysis.
- A statement of strategies.

- Priority needs and objectives (“Five-Year Strategy”).
- A one-year implementation plan (“Action Plan”).
- Various program certifications required under federal law.

The objectives and outcomes, and a proposed comprehensive annual budget for CDBG, HOME, ESG and HOPWA, are included in the plan.

The 2012 Action Plan was ratified by the Chicago City Council and submitted to HUD. The anticipated entitlement awards for fiscal year 2012 are as follows:

<u>Grant Name</u>	<u>Anticipated HUD Award</u>
CDBG	\$73,541,000
HOME	\$28,453,829
ESG	\$3,669,891
HOPWA	\$6,371,215

COMMUNITY DEVELOPMENT BLOCK GRANT

The anticipated entitlement grant of \$73,541,000 and \$10,198,000 in reallocated program and revenue funds is administered by the Office of Budget and Management. CDBG funds support the City of Chicago’s goal of reducing poverty through economic and community development, and providing services to those with special needs. The City supports a variety of services and programs with CDBG funds including:

- Housing development and resource initiatives.
- Youth development initiatives.
- Homeless prevention and intervention services.
- Customized job training and placement services.
- Independent living services for the elderly and people with disabilities.
- Economic development initiatives in distressed areas that attract and retain businesses.
- Health care services.

EXECUTIVE SUMMARY

HOME INVESTMENT PARTNERSHIP GRANT

The anticipated allocation (including the American Dream Down Payment Initiative) of \$28,453,829 administered by the Department of Housing and Economic Development will support:

- Purchase price assistance for qualifying first-time homebuyers.
- Loans for construction or rehab of affordable multi-family housing.
- Operating assistance grants to Community Housing Development Organizations (CHDOs).

EMERGENCY SHELTER GRANT

The anticipated ESG award of \$3,669,891 will support a continuum of homeless services programming including shelter, supportive services, and prevention efforts. These programming initiatives fall under four major categories: 1) renovation, major rehabilitation, and/or conversion of shelter facilities; 2) essential services; 3) maintenance and operations; and 4) homeless prevention activities.

HOUSING OPPORTUNITIES FOR PERSONS WITH AIDS GRANT

The anticipated allocation of \$6,371,215 administered by the Chicago Department of Public Health will support the following program activities:

- Rental assistance for low-income and extremely low-income individuals disabled by HIV/AIDS to avoid homelessness during periods of illness or financial difficulties is accomplished through time-limited short-term rental subsidies and permanent supportive housing units.
- Community residence services that maintain bed capacity at community residential facilities for low-income individuals and low-income families who are homeless or in imminent danger of becoming homeless. This program provides both permanent and transitional housing. Clients under this program develop personalized service plans and receive support services, including case management.
- Housing advocacy works to assist people to find safe, decent and affordable housing by identifying local housing resources, developing

a comprehensive inventory of available housing units, and building relationships with landlords in the private market for referral of persons seeking housing. Legal services are also available to persons facing eviction or housing discrimination.

OTHER DEDICATED RESOURCES

While the City relies primarily on CDBG, HOME, ESG and HOPWA funds to carry out its activities under the 2012 Action Plan, it aggressively pursues other federal and state funds to further the initiatives. Private resources leverage limited public funds to the maximum extent wherever possible. Grant funding from other sources in the amount of \$608,899,054 is anticipated for 2012. [See “Other Grant Funding Sources” which reflects support of activities under the 2012 Action Plan.] For more information about the City’s direct contributions to economic and community development activities, the 2012 Budget Recommendations were made available to the public for review, and the 2012 Appropriation Ordinance is available on the City’s website.

CITIZEN PARTICIPATION

In order to ensure that citizen priorities and needs are addressed in the 2012 Action Plan, public hearings are held at two stages in the planning process. The first public hearing, held March 17, 2011, provided an opportunity for community groups, not-for-profit organizations and concerned citizens to explore programming ideas and priorities in the areas of housing, economic development, community improvements and public services.

After the 2012 Draft Action Plan was released on October 12, 2011, a second hearing was held on October 19, 2011. The second hearing provided the opportunity for the public to review and comment on the document, which included 2012 budget recommendations, program priorities, and a summary of the City’s goals and strategies for implementing programs covered in the Consolidated Plan. The 30-day comment period regarding the 2012 Draft Action Plan began October 19, 2011 and ended November 18, 2011.

The 2012 Draft Action Plan was available on the City’s website. Input received at the public hearing and comments received by November 18, 2011, where appropriate, have been incorporated into this final document.

OVERVIEW

A. PLAN GOALS

NATIONAL HUD GOALS

As required by HUD, the Consolidated Plan and Action Plan primarily benefit low- and moderate-income persons in accordance with the following three HUD goals:

1. **Provide a suitable living environment:** Improving the safety and livability of neighborhoods, increasing access to quality facilities and services, reducing the isolation of income groups within areas by broadening housing opportunity and revitalizing deteriorating neighborhoods, restoring and preserving natural and physical features of special value for historic, architectural, or aesthetic reasons, and conserving energy resources.
2. **Provide decent housing:** Assisting homeless persons in obtaining affordable housing, retaining affordable housing stock, increasing the availability of permanent housing that is affordable to low-income Americans without discrimination, and increasing supportive housing that includes structural features and services to enable persons with special needs to live in dignity.
3. **Expand economic opportunity:** Creating jobs accessible to low- and very low-income persons, providing access to credit for community development that promotes long-term economic and social viability, and empowering low-income persons in federally assisted and public housing to achieve self-sufficiency.

CITY OF CHICAGO GOALS

The City addresses HUD's national goals under the following four categories:

1. **Serve the full range of constituencies among the low- and moderate- income population:** Increasing the ability of youth to become self-sufficient adults, serving homeless and marginalized individuals and families, preventing violence, providing food to low-income persons, and providing basic health care.

2. **Provide decent affordable housing:** Assisting homeless persons in obtaining affordable housing; retaining the affordable housing stock, increasing the availability of affordable permanent housing that is available to low-income citizens without discrimination, reducing the isolation of income groups within areas by expanding access to housing opportunity, increasing supportive housing that includes structural features and services to enable persons with special needs to live in dignity, and restoring and preserving natural and physical features of special value for historic, architectural, or aesthetic reasons and conserving energy.
3. **Expand economic opportunity:** Creating jobs accessible to low- and very low-income persons, providing access to credit for community development that promotes long-term economic and social viability, revitalizing deteriorating neighborhoods, increasing access to quality facilities and services, improving safety and livability of neighborhoods, and empowering low-income persons in federally assisted and public housing to achieve self-sufficiency.
4. **Provide effective planning and administration:** Tracking all costs related to the planning, administration and delivery of community development programs such as staff and related costs required for overall program and performance management, promotion of fair housing, coordination, monitoring, reporting and evaluation to ensure that the City remains in compliance with national objectives as mandated by HUD.

The City, together with its partners, has made great strides in addressing Chicago's needs. Section II: Strategic Plan provides a description of the City's goals and strategies with measurable outcomes, to meet the identified needs within this Plan.

B. CITY OF CHICAGO PROFILE

Chicago's population of 2,695,598 lives in 77 recognized community areas, covering 228 square miles. Politically, the city is divided into 50 wards, each of which is represented by an alderman who sits on the City Council.

OVERVIEW

Chicago’s population consists of the following racial categories: White, 31.7%, Black including African-American, 32.4%, Asian, 5.4%, Other races, 1.7%, and Multiracial, 3%. Latinos constitute 28.9% of the City’s population.

Chicago’s population lives in 1,045,560 households, having a median income estimated at \$44,776. In 2010 the unemployment rate for Chicago residents was 9.7%. Some 18% of all families were at or below the poverty line, but for families including children under 18 years of age this rises to 27%. For all individuals living in households, regardless of family status, the poverty rate was 22.5%. For 2010, HUD estimates that 58.8% of Chicagoans are of low- and moderate- income for CDBG purposes.

Of Chicago’s 77 community areas, 74 include at least one census block group with at least 51% low- and moderate- income population, the threshold for low- and moderate- income area benefit projects funded by CDBG. 1,537 of 2,510 the city’s block groups meet the 51.0% threshold.

Approximately 809,033 housing units, 68% of the housing stock, are over 60 years old. This is a considerable resource of affordable housing, but due to age and deterioration a significant number are lost each year.

In addressing the goals of the CDBG, HOME, HOPWA and related programs, Chicago is guided by the following:

- Preservation of old, affordable units, including measures to maintain affordability, remediate lead paint, and provide temporary help to families facing eviction due to problems such as temporary inability to pay utility bills.
- Housing and health services to low- and moderate- income clients, which includes recent immigrants.
- Provide shelter to short-term homeless people, and transitional housing and supportive services to enable the long-term homeless to be sustainably housed.
- Support to businesses to employ and provide services to Chicago residents.

C. INSTITUTIONAL COORDINATION AND MANAGING THE PROCESS

CITY GOVERNING STRUCTURE

The City of Chicago government is divided into the executive and legislative branch. These are elected positions for four-year terms. The mayor is the chief executive while the City Council, elected from 50 wards, is the legislative body. Government priorities and activities are established by the annual appropriation ordinance, which must be approved by December 31st of each year. The City Council approves the Action Plan prior to HUD submittal. The mayor designates the City departments responsible for administering the various entitlement programs covered under the Action Plan.

COLLABORATION WITH PARTNERS

Providing the full range of needed services for moderate-, low-, and very low-income people requires increased cooperation among public, private, and community-based organizations and developers. The City must effectively leverage limited resources. Chicago works hard to forge an effective continuum of care strategy and partnerships needed to implement this with effective planning and administration. The City strives to strengthen its partnerships with all levels of government, the Chicago Housing Authority, Planning Council to End Homelessness, the not-for-profit service provider community, and the private sector in order to provide decent housing, a suitable living environment and expanded economic opportunities. Institutional structure and coordination is discussed in greater detail in Section II: Strategic Plan.

D. CITIZEN PARTICIPATION IN THE PLANNING PROCESS

ADVISORY COUNCIL AND OTHER PARTNERS

The City continues its efforts to reach lower-income and special-needs populations by working closely with advisory boards whose members are service providers, community leaders and other experts for each of the four

OVERVIEW

basic program areas covered by the Consolidated Plan. The City encourages citizen participation in the following ways:

1. **Consolidated Plan Steering Committee:** The Steering Committee includes senior staff from several City departments (Budget and Management, Housing and Economic Development, Family and Support Services, Public Health, Commission on Human Relations, and the Mayor’s Office for People with Disabilities), a representative of the Chicago Housing Authority and representatives from the following bodies:

- Community Development Advisory Committee (CDAC):

Appointed by the Mayor, the CDAC works directly with City staff on all major aspects of the CDBG program. The CDAC advises the City on the CDBG citizen participation process and the City’s annual program submission to HUD, and promotes neighborhood participation in identifying needs and priorities. The committee’s 65 members (45 full members and 20 alternates) represent a broad spectrum of community organizations in the fields of housing, economic development and social services. The CDAC is representative of minorities and low- and moderate-income populations and communities across Chicago.

- Affordable Housing Plan Advisory Committee:

In 2008, the 48-member advisory panel worked with the Department of Housing and Economic Development to define needs and strategies under the City’s Five-Year Affordable Housing Plan for the years 2009-2013. The committee met to analyze Chicago’s housing market and identify the key strategic issues underlying the city’s affordable housing needs. Its membership reflects all sectors of the housing delivery system, including developers (profit and not-for-profit), lenders and other service providers.

- Planning Council to End Homelessness:

The Chicago Planning Council on Homelessness (Planning Council) is the public-private planning body that determines the priorities and processes for HUD McKinney-Vento funding and the application for the Illinois Homeless Prevention Fund program. The City of Chicago is actively involved with the Planning Council, and rotates the chairmanship with a provider and a homeless consumer representative. The Planning Council has designated the Chicago Alliance to End Homelessness as the official applicant for the annual HUD McKinney-Vento funding.

The Planning Council consists of representatives from local, state and federal government agencies, and from constituency groups organized by housing providers, social service agencies, consumers, advocacy organizations, housing developers, private funders, faith-based organizations and general membership.

- Chicago Area HIV Services Planning Council:

A 52-member regional planning body that ensures the establishment of a comprehensive continuum of medical and support services to people living with HIV/AIDS in Chicago and the surrounding nine counties. The Planning Council assesses needs for local HIV services (including emergency housing assistance), and sets priorities for approximately \$26 million appropriated to Chicago under Part A of the Ryan White Treatment Modernization Act. The Council includes representatives of public agencies, service providers, and the HIV-positive population.

Each of the City’s advisory boards undertook specific outreach activities to include many individuals and organizations in the planning process.

2. **Direct Citizen Input:** To foster direct resident input in the planning process, the City con-

OVERVIEW

ducts two public hearings seeking comments and suggestions on the Action Plan. Hearings are held prior to and after release of the Draft Action Plan.

Mass mailings to invite participation at both public hearings to several thousand community organizations, including the Community Development Advisory Committee (CDAC), the Affordable Housing Plan Advisory Committee, the Planning Council to End Homelessness Governing Board, and the HIV Planning Council, as well as CHA Resident Local Advisory Councils, service providers, concerned citizens, and the approximately 40 local governments and other public agencies. At each public hearing, interpreters for the hearing-impaired and Spanish-speaking are present. All meeting sites are wheelchair-accessible.

The planning process is ongoing throughout the year. The City welcomes comments and suggestions on how to improve the process. Please send comments and suggestions to the attention of:

Darlene Watkins, Assistant Director
 Office of Budget and Management
 City Hall, Room 604
 121 N. LaSalle Street
 Chicago, IL 60602
 (312) 744-6670
 TTY (312) 744-3619
 Fax (312) 744-3618

E. MONITORING

The City of Chicago has established standards and procedures to monitor the use of federal resources received directly from HUD. The following activities are described

in greater detail in Section IV: Programmatic and Fiscal compliance, Single-Audit Monitoring, Monitoring of sub-recipients, Performance reports, Certificates of Consistency, tracking other community development related activities, Section 3, MBE/WBE, Affirmative Marketing for the HOME Program and ADA/Section 504 compliance.

F. LEAD-BASED PAINT

PROVIDING A HEALTHY LIVING ENVIRONMENT

The City provides a comprehensive continuum of services for evaluating and addressing lead hazards. Chicago’s strategy draws on the expertise of multiple City departments under the lead of the Department of Public Health (DPH), including Department of Housing and Economic Development (HED), Office of Budget and Management (OBM), Department of Buildings (DOB), Department of Family and Support Services (DFSS), Department of Procurement Services, and Department of Law (DOL). DPH prevents childhood lead poisoning by maximizing the amount of lead-safe housing units in the city. Services include conducting blood lead screening, medical treatment, case management, public education, environmental investigations, and qualified funding for lead abatement. The City also works closely with for-profit and not-for-profit developers to identify and remediate hazards in HUD-assisted housing.

BUDGET 2012 ACTION PLAN

PROGRAM PRIORITIES

2012 PROGRAM PRIORITIES

During 2012, the City will address the broad spectrum of needs that will be identified in the 2010–2014 Consolidated Plan and approved by HUD. In the 2012 Action Plan, the City’s policies and strategies are inclusive of both Chicago’s housing and non-housing community development needs. The activities, programs and resources available to address these policies and strategies are described in charts within this document and the proposed project listing. Additionally, charts detailing the City’s progress to date on the outcomes include the newly established HUD performance measures.

A. SERVE THE FULL RANGE OF CONSTITUENCIES AMONG LOW- AND MODERATE-INCOME POPULATIONS

The City of Chicago continues to make strides in serving the full range of constituencies among low- and moderate-income populations. The following section expands upon the City’s continuing efforts.

1. POPULATIONS WITH SPECIAL NEEDS

In an effort to serve populations with special needs, the City has identified eight target groups. Efforts made to focus on meeting the needs of Children and Youth, Homeless Persons, HIV/AIDS Affected Persons, Chicago Housing Authority (CHA) Residents, Elderly and Frail Elderly, People with Disabilities, Developmentally Disabled, and Survivors of Domestic/Child Abuse are detailed below.

Youth Services

Over 29% of children and youth in Chicago between the ages of 6 and 18 fall below the federal poverty level. Thousands more live on the edge of poverty and funding for programs is critical. The vital support of CDBG and other federal, state and city funding sources allows the City of Chicago to broaden its commitment to meeting the needs of children and youth.

The Department of Family and Support Services (DFSS) draws on a strong network of social service providers to connect young people with pro-

grams and services that enrich their intellectual, social and emotional growth. DFSS youth services provides the resources and technical assistance needed to comprehensively address the needs of Chicago’s children and youth. DFSS partners with the Chicago Public Schools, Chicago Park Districts, Chicago Public Libraries, After School Matters, Chicago Housing Authority (CHA) and philanthropic and academic institutions to identify and close gaps in service provision and leverage financial resources.

Research studies indicate that between the hours of 2 p.m. and 6 p.m. youth are exposed to at-risk behavior such as drug use, sexual activity and/or violence. To address this, the City has dedicated resources to out-of-school time programming. Funds are awarded to youth development delegate agencies that serve young people during these critical hours and as a result reduce the opportunity to engage in harmful behaviors.

These programs provide structured age appropriate activities for youth between the ages of 6 and 12, 13 and 15, and 16 and 18. Planned activities develop the social and emotional assets of youth, teach resilience, promote life long learning and develop career exploration skills. Children and youth are exposed to quality programs with a safe, supportive, interactive, and engaging environment.

Mentoring programs use either a peer to peer model or inter-generational approach to bond youth with other youth, adults or senior citizens. The Counseling programs are administered in a one-to-one session model or group model to promote positive changes in cognition, behavior and emotional health in a school setting and/or community-based setting.

Additionally, all program models are required to provide a youth leadership development component as well as educational workshops that focus on youth specific interests. These components encourage youth voice and choice.

DFSS funds over 200 youth development agencies that service youth from low-income families.

2012 PROGRAM PRIORITIES

In 2012, due to budget cuts, DFSS will provide program opportunities to 17,800 children and youth, instead of the original 19,000 planned, 97% of which qualify as low-income families. Approximately 60% of the participants will be between the ages of 6 and 12; and 20% between the ages of 13 and 15; and 20% between the ages of 16 to 18.

In addition to these programs, DFSS provides safe, nurturing environments to 2,500 children ages 6-12 through its School-Age Program, funded by the Illinois Department of Human Services. Knowledgeable and experienced child development professionals organize comprehensive daily educational and recreational activities that include homework assistance, field trips, arts and sports.

Since 2007, the Youth Ready Chicago Career Development Centers have responded to the need of job readiness training for young people ages 14 to 21. The six centers are located in each Chicago Public School region. DFSS will serve over 1,440 young people, over 720 of whom will be trained and placed in jobs and internships.

Every summer Chicago works to identify as many summer employment opportunities as possible for its young people ages 14 to 24. Up until 2000, the federal summer youth jobs program annually provided funding for Chicago to create thousands of jobs for Chicago youth. In absence of the federal summer youth jobs program, the City created its own summer jobs program, Youth Ready Chicago (formerly KidStart). Employment opportunities come from the City of Chicago, Chicago Public Schools, Chicago Park District, After School Matters, City Colleges and the private sector.

The strength of Youth Ready Chicago is its diversity of opportunity. From painting murals in public spaces to providing administrative support to community-based organizations to working as park recreational leaders, young people participate in a variety of summer opportunities. More than 50,000 youth applied to Youth Ready Chicago.

Across partners, 14,645 youth were placed in summer jobs in 2011.

In 2012, Youth Ready Chicago will provide summer employment to over 14,000 young people. The summer positions will be supported in 2012 by several funding sources that include: Head Start, Housing and Urban Development, Walmart, Chicago Community Trust, and the Illinois State Board of Education. The funds are targeted to provide training opportunities, paid summer work experiences and work readiness skills to youth that are most in need. Youth apply online at www.youthreadychicago.org.

Additionally, DFSS administers the following programs: Head Start and Early Head Start, Summer Food Service Program, Youth Ready Chicago summer jobs program, summer mini-grants, and the Chicago Out of School Time Project, a partnership with After School Matters funded by the Wallace Foundation.

Homeless Persons

The City and its partners, through the Planning Council to End Homelessness, have made significant progress in Chicago's Ten-Year Plan to End Homelessness. The three core tenets of the Plan are to: (1) prevent homelessness whenever possible; (2) rapidly re-house people when homelessness cannot be prevented; and (3) provide wraparound services that promote housing stability. The theory behind Chicago's Plan is "housing first"—in other words, a person's service needs are best addressed once they are permanently housed.

The Plan calls for a transition of the homeless service system from a shelter-based system, focused on temporary fixes, to a housing-based system emphasizing long-term living solutions for the homeless on the street and in overnight shelters. To that end, the inventory of homeless resources has experienced an increase in interim and permanent housing, with a corresponding decrease in the number of temporary shelter beds. Throughout the system transition, the

2012 PROGRAM PRIORITIES

City will maintain its commitment to ensuring adequate bed capacity for those who experience homelessness.

HIV/AIDS Affected Persons

While the HIV/AIDS epidemic continues to grow, new treatments have allowed people with HIV/AIDS to live longer and in some cases, healthier lives. As a result, a full range of housing services are needed now more than ever, from congregate living sites with multiple psychosocial and social services onsite to only financial assistance to help individuals with HIV maintain their housing. In order to meet these needs, the City is doing the following:

- Ensuring ongoing access to rental assistance for existing recipients.
- Expanding the supply of multiple-bedroom rental units for all families, including women with HIV and their children.
- Supporting a continuum of supportive housing programs for persons who are dually or triply diagnosed with HIV, mental illness and/or substance abuse.
- Participating in community-wide strategies and forming partnerships with not-for-profit organizations, community members and mainstream service systems to provide housing assistance and supportive services for persons living with HIV/AIDS.
- Working with and supporting housing advocates and case managers to assist eligible persons living with HIV/AIDS and their families to avoid homelessness by focusing on long-term housing strategies, as well as continuing to provide emergency housing assistance as needed.
- Strategizing with housing partner agencies to encourage landlords to apply for certification with the Low-Income Housing Trust Fund so that eligible low income persons living with HIV/AIDS may receive long-term rental subsidies funded through this State of Illinois program.

Elderly and Frail Elderly

In order to ensure that seniors remain active within their communities, the City oversees 6 Regional Senior Centers and 14 satellite senior centers in various neighborhoods throughout Chicago. An additional satellite center will open during 2012. The senior centers offer a wide range of social, educational, and recreational activities for older adults and their informal caregivers. Each center is tailored to the needs and interests of the local community. All senior centers offer linkage to resources for caregivers, Life Enrichment programming, Computer Learning Centers, Golden Diners, Fitness Programs, and more.

Currently, the Chicago Housing Authority (CHA) has 46 senior designated developments, intended for residents where the head of household is age 62 years of age or older. In 2012, CHA will continue to meet the affordable housing needs for elderly Chicagoans through its expanded senior housing designation, implemented in 2010. The amended designation increases the pool of qualifying seniors, by lowering the occupancy threshold from 62 years of age to 55 and older at senior-designated properties with high vacancy rates.

In addition to providing housing, CHA works to connect senior residents to social programs and support services. Resident Service Coordinators in senior buildings and service providers in other housing types provide a range of offerings for seniors, including recreation, education and social programs. In addition, in order to better understand the needs of seniors in public housing, CHA is conducting an assessment of seniors in both senior-designated buildings and other housing types to identify gaps in service.

People with Disabilities

The demand for affordable housing, housing affordable to people whose income is less than 30% of the area median income, is much higher than the supply. Due to the short supply of affordable and accessible housing in Chicago, and the fact that people with disabilities are subject to lower employment rates

2012 PROGRAM PRIORITIES

and earnings, people with disabilities are at an even greater disadvantage to locate and secure decent housing. Ninety percent of people with disabilities who contact MOPD for housing assistance have incomes at or below 30% of the area median income level. Approximately 30% of the individuals who contact MOPD require accessible and affordable housing.

The programs designed to address the affordable housing problem, such as the Section 8 program, the Low-Income Housing Trust Fund, and HUD's 811 and 203 housing programs are not funded at levels to meet the need. Part of the solution is more funding for programs which provide federal subsidies, that make the rents affordable for those of low income. Another part of the solution is to implement programs to increase employment options for people with disabilities.

The City of Chicago is committed to increasing the housing options for people with disabilities. Administered by the MOPD, the Home Mod program enables people with disabilities of low- to moderate-income to have their homes and apartments modified for accessibility. One of the programs goals is to enhance the independence of people with disabilities. An accessible living environment provides people with disabilities a greater opportunity to fully participate in all aspects of life such as employment, recreation and education.

The Home Mod program areas of modifications under this program include but are not limited to: kitchen and bathroom modifications, ramps and lifts. Specific modifications include, but are not limited to, installing grab bars and railings, lowering cabinets, re-hanging doors, widening doorways, and installing sinks and toilets. Subsequent work may include, but is not limited to, plumbing, electrical, carpentry, masonry, dry walling, tiling and painting. Additionally assistive technology devices and minor modifications may be provided via this program. The home modifications may not exceed \$10,000 per household.

Increasing the housing stock for people with disabilities—making apartments and single family homes accessible — helps ensure that people with

disabilities have appropriate and safe housing. Accessible/adaptable housing is needed and used by people who don't have a disability.

MOPD's Independent Living Program provides support to people with disabilities to become as independent as possible. MOPD's Independent Living Program has four components: case management, assistive technology personal assistance/homemaker and daily living skills training.

With the Olmstead ruling, the City needs to broaden its affordable and accessible housing efforts to address the needs of people with disabilities who will return to their communities upon discharge from institutions. MOPD's Independent Living Program assists people with disabilities, including those discharged from institutions and returning to their communities, become as independent as possible.

Developmentally Disabled

To address the needs of people with developmental and physical disabilities, the City offers mortgage assistance in the form of a second mortgage to qualified buyers with developmental or physical disabilities. The program offers up to \$35,000 per unit as a purchase price subsidy. Each borrower in the program completes a homebuyer counseling course and has a service plan with a community-based social service provider. Households below 50% of median income are targeted and those earning up to 80% of median income are eligible to participate.

- **Special needs populations**

The need for affordable housing cuts across a wide range of populations, including seniors, people with disabilities, new immigrants, African-Americans, Latinos and other minorities. Many of these populations have specialized housing needs.

According to the 2010 American Community Survey (ACS) Chicago's over-60 population was 396,170 and is expected to reach 480,000 by 2020. Fifty-eight percent of elderly households have annual incomes under \$30,000. Senior citizens often have difficulty maintaining resi-

2012 PROGRAM PRIORITIES

dence in their homes because of increasing costs, the need for home repairs, and/or changes in physical health. City assistance is designed to help seniors “age in place”—that is, remain in their communities and live as independently as possible.

The 2012 American Community Survey shows that over 250,000 non-institutionalized people within the City of Chicago have a physical and/or mental disability, of which over 40,000 have physical disabilities or mobility impairments or are wheelchair users. The unemployment rate for this group has been estimated as high as 82%, and even higher for minorities with disabilities). Therefore, the housing options must be both accessible and affordable. HED has established rigorous accessibility standards in single- and multi-family construction and rehab, and it strives to incorporate universal design in all of its programs.

- **Non-Accessible Housing**

The lack of information regarding rights under the law, extremely limited supply of available rental units, and the high demand for affordable housing that is accessible, resulted in hundreds of individuals with disabilities being relegated to extensive waiting lists with scarce hope of obtaining housing within a reasonable time period. To combat this problem, the City developed procedures that require review and approval of plans by the MOPD as part of the permit issuance process for housing in Chicago. MOPD also implemented the Home Mod program which allows people with disabilities to receive structural modifications to their homes that make their living environment accessible. The City is committed to continue enforcing the provisions of the Chicago Fair Housing Ordinance prohibiting discrimination in housing on the basis of disability.

Survivors of Domestic Violence

The Division on Domestic Violence (DDV) of the Chicago Department of Family and Support

Services (DFSS) coordinates Chicago’s multi-layered response to the domestic violence crisis. DFSS funds community-based delegate agencies to serve domestic violence victims and their children at projects located throughout Chicago. These agencies provide assistance and advocacy to victims of physical, sexual or emotional domestic abuse. Programs are grouped in five program models: Counseling & Case Management; Legal Services; Court Advocacy, Counseling & Case Management; Economic Stability; and Supervised Child Visitation and Safe Exchange Centers. Assistance from these programs include needs assessment sessions, safety planning, individual and group counseling, legal advocacy and representation, providing a safe setting for court mandated visitation, and preparation for education and employment to achieve financial independence from the abuser.

- **Domestic Violence Help Line**

The Help Line is a 24-hour, toll-free confidential clearinghouse for domestic violence services and information. The Help Line is used by victims, concerned family and friends, perpetrators of domestic violence, and helping professionals such as health care workers, faith leaders, police officers, and prosecutors. The Help Line receives approximately 30,000 calls each year.

- **Domestic Violence Public Awareness Campaigns**

These campaigns advertise the Domestic Violence Help Line, encouraging traditionally underserved victims to seek help, and urging concerned community residents to take a stand against domestic violence in Chicago.

2. POPULATIONS WITH HEALTH NEEDS

Chicago Department of Public Health uses epidemiological data to allocate resources and programs to different Chicago communities. The overall goal is to deliver services that help community residents meet identified health care needs.

2012 PROGRAM PRIORITIES

Health Programs

- Uptown Neighborhood Health Center (N.H.C.)

Chicago Department of Public Health Uptown Neighborhood Health Center has various health program for low-income residents throughout Chicago. Currently 78% percent of Uptown’s clients are at or below poverty. Another 19% are between 100% and 200% of poverty. Most are not eligible for Medicaid or Medicare. Although Uptown N.H.C. is located in the Chicago’s Uptown Community area, it serves clients from 55 of the City’s 77 community areas. Refugees from all over the world are evaluated through this clinic.

Uptown N.H.C. offers a combination of health services and public health. Health maintenance is provided through patient and family health education, immunizations, and health screening such as screening mammograms. Other services provided through Uptown N.H.C. are WIC/nutrition, family case management, and HIV/AIDS primary care.

Uptown N.H.C. uses CDBG funds to directly support various health programs and is supplemented by revenue generated from the clinic, City of Chicago tax dollars, and other state and federal grants.

- Primary Health Care for the Homeless

The goal of the Department of Public Health Primary Health Care for the Homeless is to provide primary health care, social services, case management, resources, and referrals to address the needs of the high-risk and homeless population. DPH will support the following services for an anticipated 600 participants:

- Recruitment, such as street outreach and case-finding.
- Primary Health Care.

- Intervention and preventive health services and education.
- Medical case management and follow-up.
- Counseling services and follow-up.
- Advocate on behalf of the participant for appropriate health care and social services.
- Written linkage agreements with agencies providing services not limited to substance abuse, mental health, and medical care.
- Documentation of health education sessions.

As a consequence of poor nutrition, exposure to violence and the elements, increased contact with communicable diseases, and the constant stress of residential instability, homeless people suffer from ill health at much higher rates than those who are adequately housed. Recovery from illness also is affected by homelessness. It is extremely difficult for individuals with chronic diseases such as diabetes, hypertension, tuberculosis, addictions and mental illness to manage these conditions. Furthermore, since the majority of homeless individuals do not have health insurance, access to appropriate health care is limited. They do not seek preventive care, and tend to be hospitalized for illnesses such as pneumonia or uncontrolled diabetes that could have been prevented or controlled with regular health care. Additional barriers to health care access include lack of transportation, inflexible clinic hours, and complicated eligibility requirements for public health insurance and mandatory co-payments for various services.

- High Risk Primary Health Care

Under the HIV prevention program, prevention services are needed by low-income persons with HIV or persons who engage in high risk behaviors. Currently there are 20,871 people living with HIV and AIDS in Chicago. Estimating that 21% of people infected with

2012 PROGRAM PRIORITIES

HIV are unaware of their status, there could be as many as 26,000 people living with HIV in the city. Because new HIV infection diagnoses remain relatively high and persons infected with HIV are living longer, the number of people living with HIV infection is increasing considerably each year. Chicago's HIV infection prevalence rate of 761 per 100,000 people is nearly three times greater than the national rate of 275.4 per 100,000 people.

DPH accepts applications annually for CDBG High Risk Health Care – HIV Prevention funds targeting High-Risk Youth and/or Homeless populations in the City of Chicago. The total funding available for HIV prevention services is \$405,000. Funds are available to support the mission of the STI/HIV Division, to respond to the HIV Prevention Planning Group's current HIV prevention priorities and to align with the National HIV/AIDS Strategy. These funds are used to respond to the epidemic, implement proven public health strategies, provide HIV Counseling, Testing, and Referral Services, and Hepatitis integration activities.

DPH anticipates that 59,184 individuals will be served in 2012.

- Mental Health Clinics

Mental Health Clinics are located in low- and moderate- income communities throughout the City and provide a safety net for mental health services in Chicago.

Mental health services will continue to be provided to 4,000 adults with severe mental illness on an outpatient basis thru 37,707 visits annually. Services will include:

- Crisis Intervention.
- Therapy and counseling.
- Community support.
- Case management.
- Psychosocial rehabilitation.

- Childhood Lead Poisoning Prevention Program

The Childhood Lead Poisoning Prevention Program (CLPPP) of the DPH provides a continuum of services for evaluating and addressing lead hazards. These services include the following: Home Inspection and Enforcement of lead hazard violations through mitigation or court action, Public Health Nursing to evaluate the child's medical needs and to educate parents on reducing risk and providing proper nutrition, Screening and Surveillance, and Public Information and Education. Since 1996, lead poisoning rates have steadily decreased in Chicago. The CLPPP is partnering with other organizations including, Chicago Housing Authority, HED, DFSS, and Chicago Public Schools to expand its base of lead poisoning prevention activities and to assure compliance with the federal lead safe housing rules.

- Family Violence Prevention Initiative

DPH provides support to a number of community-based delegate agency programs that address the prevention of family violence, childhood exposure to family violence and child abuse through public education, parenting skills and family support services for adults and their families as well as some school-based prevention programming with middle school aged children at high risk for substance abuse and violence. Through this Initiative, DPH identifies community agencies that provide parenting support programs and/or substance abuse prevention programs and have the willingness and capacity to integrate Family Violence Prevention into their existing array of services. Agencies receiving Family Violence Initiative funding programmatically link family violence prevention with substance abuse prevention, early childhood education, parenting education and other supportive services. Parenting Skills and Substance Abuse Prevention Program activities include the following: screening/needs assessment of parent participants for factors related to child exposure to violence, child abuse and domestic violence (i.e., problem-solving capacity,

2012 PROGRAM PRIORITIES

knowledge of appropriate parenting skills, prior DCFS involvement), and training and skill development for parents (e.g. child development process, positive discipline child rearing techniques, promoting self-esteem in children, stress management, and the identification of nonviolent alternatives for expressing emotions and solving problems) and school based life skills programming for middle school aged children, at highest risk for future substance abuse and violence in relationships. DPH will support the following program activities for an anticipated 1,480 participants:

- Family support services.
- School based prevention programming.

Community based parenting and/or substance abuse prevention programs are committed to incorporating family violence prevention, bullying and teen dating violence prevention and the prevention of childhood exposure to violence into existing programming are eligible for funding.

- Parenting Skills
 - Assessments and identification of participants' social support needs, and linkages to a wide range of preventive and social support services.
 - Regular group meetings that provide support and feedback to participants.
 - Child care provided during meetings.
 - Parent/child interaction observations.
 - Case management services.
 - Domestic Violence screening as appropriate.
 - Counseling to address the effects of children witnessing violence for those who are screened as having had this experience.
 - Written linkage agreements with agencies providing abuse services.

- Family oriented prevention programming.
- Substance Abuse Prevention
 - Science-based substance abuse/family violence prevention programming.
 - Age appropriate substance abuse education.
 - Multi focused primary prevention strategies that include input from participants.
 - Participation in community coalitions and other collaborations organized to prevent substance abuse and family-violence.
 - Provision of opportunities for youth to participate in activities that promote resilience.

According to the Center for Disease Control, the cost of intimate partner violence exceeds \$5.8 billion each year. In the case of domestic violence prevention, cost-effectiveness means that prevention programs cost society less than it would cost to deal with the resulting consequences of domestic violence were there no prevention programs. <http://www.bvsde.paho.org/bvsacd/cd67/ViolencePrevention.pdf>.

B. PROVIDE DECENT, AFFORDABLE HOUSING

In order to fulfill the goal of providing decent and affordable housing, the City has focused on the following areas:

CITYWIDE AFFORDABLE HOUSING NEEDS

The Department of Housing and Economic Development is currently in the third year of its most recently developed Five-Year Affordable Housing Plan covering the years 2009-2013. The accomplishments of the three previous Plans resulted in large part from the City's commitment to partnerships with housing organizations, developers, not-for-profit groups, lending institutions and other government agencies. Continuing this tradition of collaboration, HED convened a 48-member Advisory Panel to help define needs and strategies for the next Five-

2012 PROGRAM PRIORITIES

Year Plan. The panel met and analyzed Chicago's housing market and identified the key strategic issues underlying the City's affordable housing needs.

The current economic downturn creates a challenging environment for the City's affordable housing plan. At the time of our previous Plan, the economy was stronger than it had been in decades, with a renaissance in neighborhoods, a booming central city, and a large and diverse economic base. Currently, the City faces a number of new housing challenges which must be addressed in future years and will need to look at past successes, as well as new and innovative opportunities, to protect and expand the City's affordable housing stock.

- **Affordability**

Although Chicago remains the third most affordable of the ten largest U.S. cities, housing costs are excessive for many households. Over 275,000 households (54.9% of all renter households) pay more than 30% of their income for rent, while 168,610 homeowners with mortgages pay more than 30% of their income for monthly owner costs. The affordability gap is particularly acute for households below 30% of Median Family Income (MFI), for whom the estimated number of available, affordable rental units is more than 58,000 less than the number of renter households.

The City targets the preponderance of its housing assistance activities at low-income families: for the 2009-2013 Five-Year Affordable Housing Plan, it is projected that 80% of all City-assisted units will be under 50% of MFI. Affordable rental housing has been particularly emphasized, with a projected 85% of all assisted rental units serving households under 50% of the MFI.

Among other resources, Chicago uses tax credits, tax-exempt bonds, federal funds, and Tax Increment Financing (TIF) districts to build multi-family rental housing: from 1999 through 2010, the City supported the preservation or creation of more than 70,000 rental units. New Homes for Chicago spurs new construction in redeveloping neighborhoods and provides purchase sub-

sidies to households with moderate incomes. It has produced more than 1,600 homes since 1999. A newer program, the Chicago Partnership for Affordable Neighborhoods, between 2007-2009, created 57 affordable units in higher-cost neighborhoods through voluntary set-asides by developers and purchase subsidies to homebuyers.

To directly stimulate the production of additional affordable units, in 2007 the City revised the previously enacted Affordable Requirements Ordinance (ARO) requiring that 10% of units to be affordable if (1) the developer receives any type of City land, (2) any zoning changes allowed to increase project density or allow for additional residential uses, or (3) the development is a "planned development" except for developments outside of the downtown area that do not obtain residential density increases. Under the ARO, at least 10% of the units are required to be affordable if the City provides land at a discount, and 20% of the units must be affordable if the City provides other forms of financial assistance. Between 2007 and 2009, a total of 167 single-family and 16 multi-family units were created under the program.

- **Aging Housing Stock**

Chicago's distinctive housing stock is a unique and precious asset. The 2010 Census data indicates that more than half of all units are more than 60 years old. Much of this older housing remains affordable to households of modest income. Each year, affordable units are lost to deterioration, abandonment, or conversion to condominiums. Because these units cannot be economically replaced with new construction of similar quality and size, preservation of the existing single family and multifamily stock is one of the City's core affordable housing priorities. Ranging from single-family homes to large apartment buildings, these structures require ongoing investment to prevent decay and the threat of demolition. With most residential mechanical systems having 15-year life spans, many dwellings have experienced multiple

2012 PROGRAM PRIORITIES

updates, renovations, and repairs. Buildings renovated in the mid or late 1970s may be due for structural repairs or replacement of mechanical systems in the near future. For homeowners, landlords and renters alike, growing cost burdens mean fewer options for undertaking the improvements and enhancements that, often for relatively modest amounts of money, can preserve Chicago's housing stock for the future.

Chicago has more than 325,000 single-family homes, representing nearly one-third of all units and the majority of buildings in many neighborhoods. Almost a third of these homes are bungalows, a defining structure in many Chicago neighborhoods. The historic bungalows have been in service for nearly one hundred years, and in many cases, need to be repaired, updated, or enlarged. City initiatives such as the Historic Chicago Bungalow Initiative, SARS (Small Accessible Repairs for Seniors) f/k/a H-RAIL (Home Repairs for Accessible and Independent Living) program and EHAP (Emergency Housing Assistance Program) have assisted thousands of elderly and low-income households to these much-needed repairs and upgrades.

The City's large existing stock of affordable housing makes it both practical and economical to preserve housing for long-term affordability. Among the City's preservation programs are: the Troubled Buildings Initiative, which acquires at-risk buildings and turns them over to new owners; the Historic Chicago Bungalow Initiative, which encourages investment in these classic homes that typify many Chicago neighborhoods; the TIF Neighborhood Improvement Program, which offers matching grants to homeowners in designated neighborhoods for exterior repairs and limited interior improvements; and the Neighborhood Stabilization Program, which enables the City to purchase, rehabilitate and demolish, when needed, vacant and foreclosed lender-owned properties in communities hard-hit by foreclosures.

The City is utilizing energy efficiency and energy conservation as a key tool to preserving existing housing stock. Energy efficiency grants are provided to households receiving assistance through other home repair programs. Energy efficiency measures provide real savings to residents, easing the burden on home maintenance and upkeep.

- Limited Resources

Public funding for housing is limited at all levels of government. To maintain or expand production of affordable housing, existing programs must use funds efficiently and new funding sources must be found. HED advocates at the local, state, and federal levels for improvements in public policies to support affordable housing. In recent years, Chicago has been a leader in crafting regulations and legislation on predatory lending and in the restructuring of property tax assessments to lower the costs of providing affordable rental properties. At the federal level, HED regularly advocates to protect and increase existing levels of public funding. HED also participated in a nationwide effort to protect the Low-Income Housing Tax Credit program from legislation that would have significantly devalued it. At the state level, HED worked successfully for the passage of rental subsidy legislation. Since 2005, HED almost doubled its funding for the Low-Income Housing Trust Fund, and in 2010, HED assisted nearly 3,000 households.

The City's 1999-2003 Five-Year Affordable Housing Plan set a goal of investing \$1.29 billion to support more than 35,000 affordable units of housing, with a particular emphasis on serving households earning less than 60 percent of the area median income. All of these goals were surpassed. The 2004-2008 Five-Year Plan also exceeded its goal of assisting 48,000 units with \$1.88 billion in resources. Currently, HED has set forth an agenda to assist over 50,000 units with \$2.1 billion in resources from 2009-2013, and continues to identify additional resources to further expand our affordable housing goals.

2012 PROGRAM PRIORITIES

EXPANDING HOUSING AFFORDABILITY IN SUPPORT OF HEALTHY COMMUNITIES

- Sustainable Home Ownership

Affordable housing is among the region's biggest challenges. While minorities entering the first time homebuyer market contribute to rising home ownership trends in Chicago, African-Americans continue to face barriers that deny them access to credit and neighborhoods of choice. For Chicago's Latino population, these barriers are compounded in housing markets where they have been underserved by affordable housing providers and lenders, under-represented in subsidized housing programs, overburdened by housing costs, hampered by language and cultural obstacles, and faced with a shortage of housing suitable for larger families.

Opportunities exist to expand the growth in home ownership stimulated by minorities entering the first-time buyer market. Home ownership supports healthy communities. In Chicago, homeowners with a stake in the future of their neighborhoods have been instrumental in supporting community policing, demanding the removal of dangerous, abandoned buildings and lowering crime rates. Because these benefits enhance the quality of life for all Chicagoans, the City works actively on many fronts in support of sustainable, affordable home ownership.

- HED continues to reinforce and expand access to the housing market for potential home buyers who might not otherwise be able to enjoy the benefits of home ownership.
- HED stretches market-based opportunities to provide home ownership opportunities for households earning up to 120% of median income (\$90,120 for a family of four) in target areas critical to Chicago's community revitalization strategy, and where mixed income strategies depend on home ownership as an integral component of successful redevelopment or to balance market forces that threaten affordable home ownership. Federal funds will be directed to households with incomes below 80% of median income.

- HED ensures that all HUD-funded projects are in full compliance with the Lead Safe Paint Regulation to eliminate lead-based paint hazards to children's health and safety.
- HED expands access to the housing market for low-income families with mobility-impaired or developmentally disabled members.

SUSTAINABLE AND AFFORDABLE RENTAL HOUSING

Like many other metropolitan areas, Chicago faces what is perhaps the most severe challenge in the housing arena today: providing a sufficient amount of affordable rental housing. Despite a vibrant local economy and housing market, it has not been economically feasible to produce non-luxury rental units without public subsidy in Chicago. In the past several years, a vast majority of affordable rental units produced in Chicago have been with assistance from the City or other governmental agencies.

A number of factors combine to put affordable rental on the front burner for the City and our partners. Chicago lost more than 21,000 rental units since 2000.

The ongoing transformation of the CHA—which involves the demolition of approximately 20,000 existing units of public housing and the creation of new mixed income communities in partnership with the HED—will continue to be a key component of the City's affordable rental housing efforts. People making the transition from welfare to work often require not only assistance in finding decent, affordable housing, but supportive services as well.

A growing problem since 2005 has been a rise in utility costs, which is of particular significance for programs serving low-income clients through the City's Low-Income Housing Trust Fund.

The combination of a shrinking supply of rental units and increasing cost-of-housing burdens for renters is expected to continue in coming years. Rental housing sufficient to meet the needs of large families also remains a serious concern. Many people making the transition from welfare to work continue to carry excessive cost burdens. The gap between supply and demand for rental housing in Chicago widens as public housing units are lost and transitioning residents seek

2012 PROGRAM PRIORITIES

alternative housing. Other needs must be addressed if affordable rental housing programs are to have maximum impact: an end to discrimination based on race, ethnicity, disability or source of income, strengthened tenant organizations, education, legal protection and enhancement of property management skills and capacity to deal with deferred maintenance problems.

To address these concerns, HED will:

- Continue to focus on the production of affordable rental housing for larger families through both rehabilitation programs and new construction, particularly for those under 50% of median income.
- Design and implement strategies to preserve rental properties supported by HUD-subsidized mortgages eligible for prepayment, expiring Section 8 contracts and tax credit financing.
- Serve as an active partner in planning and implementing CHA’s redevelopment of public housing properties and the creation of mixed income communities.
- Emphasize tenant education and information components in its rental housing strategies.
- Continue the Rents Right program and work with partner Departments, including the Commission on Human Relations, in educating landlords and tenants about anti-discriminatory laws.

BUILDING PUBLIC AND PRIVATE CAPACITY TO SUSTAIN LONG-TERM STRATEGY

Local innovation, program efficiency and support of new affordable housing strategies responsive to local conditions all require substantial communication and collaboration among policymakers and service providers. Capacity-building must move forward in tandem with strategic program development. HED will:

- Continue to work with other City departments to identify new options for coordination and joint resource planning in support of affordable housing programs, as well as new opportunities to advance the affordable housing agenda region-wide.
- Upgrade its capacity for data-gathering and analysis on housing and real estate inventories, trends and program impacts, will streamline departmental procedural requirements for housing developers and service providers, and encourage other relevant City departments to make comparable improvements as necessary.
- Strengthen the capacity of housing-related not-for-profit organizations in support of the City’s comprehensive housing strategies.
- Act as a catalyst for key housing policy stakeholders to raise their collective voices, both for favorable policy changes such as tax reform and additional resources and support from the private sector as well as at the federal and state levels.

LOW INCOME HOUSING NEEDS

ASSURING HOUSING AND SUPPORTIVE SERVICES FOR THE NEEDIEST

Many factors—including high rent levels, overcrowding, the loss of public housing units, a shortage of larger-sized rental units suitable for families and owners opting out of their subsidized housing contracts—point to the need for affordable housing. It is also critical that sufficient resources are made available to address the social service needs of Chicago’s low income residents. Providing for very low-income families and individuals is both a housing and community stabilization issue.

2012 PROGRAM PRIORITIES

- HED supports Single Room Occupancy (SRO) and family housing in Chicago by developing, rehabilitating, or arranging special financing for properties linked with supportive services in target areas where successful shelter-plus-support services and job-creation opportunities can be closely linked. If an individual requires housing services and not case management services, only housing services will be provided unless otherwise required by the funding source.
- HED develops partnership programs that increase subsidy assistance for individuals whose progress through the continuum of care promises a transition to permanent affordable housing in a reasonable period of time. If an individual requires housing services and not case management services, only housing services will be provided unless otherwise required by the funding source.
- HED focuses resources in support of housing needs for households earning under 30% of median income.
- The City supports the not-for-profit community, notably with the help of SHP funding, in the provision of supportive services for those trying to move from homelessness or near homelessness to self-sufficiency.
- DFSS works with delegate agencies to provide prevention services for those at immediate risk of homelessness and to provide supportive services that focus on housing retention. DFSS also administers rental subsidy programs to permanently house homeless persons with disabilities.

SURVIVORS OF DOMESTIC VIOLENCE

The DFSS Division on Domestic Violence Homeless Victims of Domestic Violence was established to reach out to those who are homeless or at risk of homelessness because of domestic violence. A domestic violence screening tool is used at all six DFSS Community Services Centers for all walk-in clients. Clients who self-identify as domestic violence victims are then referred to the Center's Domestic Violence Advocate

who provides a comprehensive assessment of the client's circumstances and referrals to appropriate services. The Advocates also assist in safety planning and provide counseling, case management and advocacy. These staff regularly conduct educational groups at homeless programs throughout the city to identify additional victims in need of these services.

PERMANENT SUPPORTIVE HOUSING

The strength of the permanent supportive housing delivery system (permanent housing with on-site supportive services) rests to a large extent with the pool of developers that specialize in this area. These mainly not-for-profit service providers in recent years have strengthened their capacity to provide both quality housing and necessary services. Many of these organizations have developed niches or specialties assisting the various sub-groups (i.e., substance abusers, mentally ill, victims of domestic violence and HIV/AIDS) within the broader homeless population.

AFFORDABLE HOUSING IMPROVEMENT AND ENHANCEMENT

Because Chicago's distinctive housing stock is a unique and precious asset, effective preservation programs are highly time-sensitive. Deferred maintenance on these properties takes a worsening toll each year, adding further blight to distressed neighborhoods and raising the costs of future rehabilitation. For landlords, homeowners and renters alike, rising housing costs mean fewer options for improvements and enhancements that can sustain Chicago's housing stock for future generations, often for relatively modest amounts of money preserving affordable housing in neighborhoods undergoing gentrification is particularly critical.

HED maintains its emphasis on housing preservation through new initiatives designed to complement its established, highly successful rehabilitation and construction programs. One such program is the Lawndale Restoration/Douglas Lawndale initiative, which works with the Department of Housing and Urban Development and is restoring 100 deteriorated buildings containing over 1,200 affordable units, including 250 project-based Section 8 units, in the North Lawndale

2012 PROGRAM PRIORITIES

community.

The Troubled Buildings Initiative preserves Chicago's existing single-family and multi-family properties as affordable housing and to ensure that qualified owners and managers are in place in instances when properties have become blighted. Buildings are referred to the program through City departments, aldermen, community development organizations and concerned citizens. The properties are inspected by the Department of Buildings and written up for code violations. The cases are referred to the Department of Law for prosecution. When owners fail to bring their properties into compliance, a variety of strategies are utilized to affect a change in ownership, including court appointed receivers, transferring City liens to the Community Investment Corporation (CIC) for foreclosure, negotiating with lenders for the sale of delinquent notes for foreclosure, and purchasing of delinquent taxes.

HOUSING PRESERVATION THROUGH CODE ENFORCEMENT

The City of Chicago will allocate CDBG funds to code enforcement in low- and moderate- income areas of the City. The additional funding allows for an expanded approach that addresses residential and com-

mercial buildings and housing conditions throughout low- and moderate- income areas. The objective is to foster suitable living environments for residents of low- and moderate- incomes. Broadening the scope of inspections and code enforcement activities to include all structures in those areas has increased results. Properties are inspected based on residents' requests or complaints. Inspections include both hazardous and abandoned buildings. Adherence to the Building Code is then enforced through Housing Court and the City's Administrative Hearing process.

The Departments of Buildings and Law work together to force the remediation of dangerous and noncompliant properties. This, in turn, impacts residents by curtailing neighborhood deterioration and preserving housing stock.

The Department of Buildings will continue to provide board-up services of vacant open buildings to secure the buildings from criminal activity, ensure the safety of local citizens and arrest decline of the property.

2012 PROGRAM PRIORITIES

	Annual Number Expected Units To Be Completed	Resources used during the period			
		CDBG	HOME	ESG	HOPWA
ANNUAL AFFORDABLE HOUSING GOALS (SEC. 215)					
Homeless households	2,132	■	□	■	■
Non-homeless households		□	□	□	□
Special needs households		□	□	□	□
ANNUAL AFFORDABLE RENTAL HOUSING GOALS (SEC. 215)					
Acquisition of existing units		□	□		□
Production of new units	1,071	■	■		□
Rehabilitation of existing units	1,700	■	□	□	□
Rental Assistance		□	□		□
Total Sec. 215 Affordable Rental	2,771	■	■	□	□
ANNUAL AFFORDABLE OWNER HOUSING GOALS (SEC. 215)					
Acquisition of existing units		□	□		
Production of new units		□	□		
Rehabilitation of existing units	1,891	■	□		
Homebuyer Assistance	50	□	■		□
Total Sec. 215 Affordable Owner	1,941	■	■	□	□
ANNUAL AFFORDABLE HOUSING GOALS (SEC. 215)					
Acquisition of existing units		□	□		□
Production of new units	1,071	■	■		□
Rehabilitation of existing units	3,591	■	■	□	□
Rental Assistance		□	□		□
Homebuyer Assistance	50	□	■		□
Total Sec. 215 Affordable Housing	4,712	■	■	□	□
ANNUAL HOUSING GOALS					
Annual Rental Housing Goal	2,771	■	■	□	□
Annual Owner Housing Goal	1,941	■	■	□	□
Total Annual Housing Goal	4,712	■	■	□	□

2012 PROGRAM PRIORITIES

LINKING HOUSING AND JOB OPPORTUNITIES

With the emergence of the suburbs as a major source of employment and the transformation of the Chicago Housing Authority, the need for decent, affordable housing accessible to jobs is increasingly a regional issue. Chicago serves as the hub of a multi-county region where housing, jobs and transportation spin an intricate web of increasingly dense relationships. Affordable housing problems, conditions and solutions are linked throughout this web. City and suburbs are coming to realize that housing strategies, particularly the connection between housing and employment, are regional in scope and dependent on each other for success.

With the continuing economic downturn and the jobless rate in Chicago at approximately 11%, affordable housing is intricately tied to joblessness and poverty for low and moderate income households. Income remains the critical determinant of housing opportunity and affordability.

The focus of DFSS workforce services is on helping Chicago's displaced and disadvantaged job seekers obtain the skills that enable them to find and retain employment that pays a living wage. Workforce Services has two programs focusing on training, supportive services and job retention: 1) Community Workforce Affiliate and 2) Industry Specific Training and Placement Services.

COMMUNITY WORKFORCE AFFILIATE

The Community Workforce Affiliate program is a new program design. This new initiative provides employment related services tailored to the needs of underserved populations and/or geographic, high poverty communities. Included in the target population are individuals who are not eligible or suitable for job readiness services, career counseling or job placement assistance provided through the network of One Stops and Affiliates that provide Workforce Investment Act (WIA) services. These might include persons who have multiple barriers to employment such as: deficiencies in reading, math and/or communicating in English, severely limited or no work his-

tory, and/or presentation of health, family or housing issues that may interfere with the client's ability to actively pursue employment.

DFSS envisions funding programs that are located in or near high poverty communities and that are disbursed geographically to allow for access to underserved Chicagoans. The Community Workforce Affiliate program will develop individualized career plans with participants that will lead to a career trajectory and ultimately out of poverty.

Services offered through these programs include, but are not limited to:

- Intake/Orientation: such as outreach, eligibility determination, orientation, initial assessment, referral linkages and labor market information.
- Comprehensive Assessment and Case Planning: such as academic testing, career interest and aptitude testing, individualized employment planning, career counseling and referrals for additional services.
- Job Readiness Training: such as internet access for employment services, interview training and resume writing, job clubs, life skills workshops including financial literacy, English-as-a-second-language (ESL) classes and literacy instruction.
- Placement, Retention and Follow-up: such as job placement, job coaching, career counseling, enrollment into advanced training or career advancement services and other services, as needed.

INDUSTRY SPECIFIC TRAINING AND PLACEMENT SERVICES

In an effort to increase responsiveness to Chicago's businesses, DFSS Workforce Services provides customized training and placement services. This approach will focus on specific industries that offer employment opportunities at various skill levels and clear pathways to progressively higher skill and wage levels within the industry. DFSS has

2012 PROGRAM PRIORITIES

identified the following targeted industry sectors: Hospitality (Tourism, Retail, Restaurant); Health care; Transportation; Distribution; Logistics; and Information Technology.

Programs are customized and must include active participation and extensive collaboration from industry representatives in order to effectively address specific employer needs. It is envisioned that participants will complete training directly linked to placement into permanent employment or advanced training programs with an expected retention of employment/ advancement of at least six months. Proposed services must include, but are not limited to:

- Intake: such as outreach, eligibility determination, orientation, initial assessment and labor market information.
- Comprehensive Assessment and Case Planning: such as academic testing, career interest and aptitude testing, individualized employment planning, career counseling and referral linkages.
- Customized Training: such as industry/occupational specific skills training through a customized curriculum designed with an identified employer or group of employers. This may also include a paid work experience or internships with an employer.
- Placement Services: such as implementation of a plan to address specific industry/occupation workforce needs, placing participants in jobs with employers and identification of other resources that would benefit businesses such as assistance in applying for tax credits. DFSS expects delegates to partner with other Worknet Chicago agencies if they are unable to meet employer needs. It is strongly encouraged that applicants identify employers that agree in advance to hire individuals upon successful completion of the training.
- Retention Services: such as ongoing case management, follow-up activities to ensure retention and career advancement (i.e., participant development workshops, or job coaching), and provisions for support services, such as childcare, transportation, substance abuse counseling, and other services as needed.

HOMELESS SERVICE DELIVERY SYSTEM

The City of Chicago is now in its ninth year of the Ten-Year Plan to End Homelessness (the Plan). The Plan is a strategic map to end homelessness in the City by 2012 and calls for a fundamental shift in the delivery of homeless services. The shift is a comprehensive move from a shelter-based to a housing-based system and the phasing out of existing programs that are inconsistent with the three main tenets of ending homelessness: prevention, housing first and wrap-around services.

The transition occurs in a gradual and methodical way that does not compromise the system's bed capacity or create other gaps in service that result in additional hardship for the homeless. The first tenet of the plan is prevention. Prevention strategies include rental and utility assistance, legal assistance, and institutional discharge planning policies. The second tenet of the Plan makes it a priority to place homeless individuals and families into permanent housing. Finally, the third tenet is to provide wraparound supportive services that address the reasons for homelessness. Supportive services may include job training/ placement, education, substance abuse treatment, and health/mental health care services. This approach is essential in helping those who are placed in permanent housing keep their housing.

In support of the Ten-Year Plan, DFSS funds the following programs:

EMERGENCY SHELTER

In 2012, Chicago's emergency shelter component will be composed of Overnight Shelter Programs. Overnight Shelter Programs for single adults have a 12-hour maximum stay, but no limit to the number of consecutive days any individual can seek shelter. Services typically include showers and meals as well as referrals to supportive services. Programs for families are accessible 24 hours a day, seven days a week.

2012 PROGRAM PRIORITIES

INTERIM HOUSING

The Interim Housing Program was developed as a major component of Chicago's Plan to End Homelessness and has expanded in size over time. Interim Housing is a "housing first" model and is focused on rapidly re-housing persons who are homeless into appropriate and affordable permanent housing within a 120-day period. The purpose of the program is to stabilize and assess the household, and connect them to housing and community-based social services.

Services provided in Interim Housing Programs are more comprehensive and centered on finding a permanent housing solution. Clients receive case management with service planning and linkage, and are provided with a variety of support services which include any of the following: employment-focused services, housing placement, individual and group counseling, parent education, substance abuse intervention, and services for children. Some Interim Housing Programs also serve specific homeless populations. For example, there are Interim Housing Programs that assist persons with acute medical conditions or women and families fleeing domestic violence.

PERMANENT HOUSING WITH SHORT-TERM SUPPORTS

DFSS offers several programs for homeless individuals and families seeking a permanent and stable housing situation. Permanent supportive housing for individuals and families most frequently takes the form of rental subsidies for existing units. The Permanent Housing with Short-Term Supports Program provides up to two years of rental subsidy that gradually phases out as the household income increases. The goal for the household is to become more self-sufficient by raising their income in order to assume the full cost of the housing. The subsidy gradually reduces over the 24 months as the family stabilizes. The subsidy then transfers to other individuals or families that enter the program.

DFSS, in collaboration with local providers, also offers to disabled homeless individuals or families Shelter Plus Care rental subsidies paired with a range of supportive services. Services include case management, employment assistance, counseling, and addic-

tion recovery services. In addition, Chicago's system offers Safe Haven housing for persons who are seriously mentally ill and highly resistant to services. Safe Haven models usually offer individual rooms in a dormitory-like facilities with on-site staffing focused on engagement and safety. In Chicago, Safe Haven beds are considered permanent housing.

In 2012, DFSS will continue to fund a permanent housing program model serving unaccompanied youth, Age Appropriate Stable Housing for Unaccompanied Youth. The program offers on-site permanent supportive housing services within a shared or clustered living arrangement for homeless youth that are not wards of the state. Services include 24-hour access to staff, age-appropriate services, and crisis intervention. In addition, services will focus on attaining independent living skills.

To effectively end homelessness, the Plan calls for Chicago to significantly increase the amount of permanent housing stock to respond to individuals and families who exit the homeless system each year. The City is employing three strategies to increase the amount of permanent housing available to people who are homeless:

1. Access private market units made affordable with subsidies.
2. Access private market units that are affordable to low-income renters.
3. Develop new units through construction and rehab.

The Rental Housing Support Program is a resource for permanent housing. Since 2006 a real estate transaction fee has been used to generate additional funds for housing subsidy programs. Chicago's Low-Income Housing Trust Fund has dedicated \$4 million in annual funding to support subsidies targeted to long-term homeless individuals and families, creating nearly 600 units of housing.

SUPPORT SERVICES

In addition to Emergency Shelter, Interim Housing, and Permanent Supportive Housing, DFSS funds supportive services that prevent homelessness, move persons who are currently homeless toward housing stability and self-sufficiency, and help formerly

2012 PROGRAM PRIORITIES

homeless persons in supportive housing to remain housed. DFSS-funded support services include the following:

- **Prevention.** Prevention services are targeted to individuals or families that are at immediate risk of homelessness and may include one-time financial assistance or legal representation for tenants facing evictions.
- **Outreach and Engagement.** This program model is designed to provide street-based assistance and assessment to persons who are homeless. Programs may include Mobile Outreach and Engagement or Daytime Supportive Service Centers.
- **Community-based Case Management.** This service assists homeless persons in accessing mainstream services and benefits in order to help them achieve housing stability.
- **Permanent Supportive Housing Support Services.** The services included under this program model are meant to help clients maintain residential stability in Permanent Supportive Housing Programs, which provide long-term subsidized housing for persons who are homeless.
- **Specialized Services.** These services are designed to address homeless clients' specific barriers in achieving housing stability, and may include specialized employment and employment training services, mental health/substance abuse treatment centers, and/or other services and supports needed to promote ongoing stability.

CHRONIC HOMELESSNESS

Chicago's Plan to End Homelessness includes specific initiatives for housing the chronically homeless. Chicago has been awarded funding for five years in a row through the HUD Super Notice of Funding Availability New Permanent Housing Bonus award. Most recently in 2011, Chicago was awarded one Shelter Plus Care projects that will create nearly 10 units of permanent housing for disabled homeless individuals. Together, these new Shelter Plus Care

projects account for over 800 new units of permanent supportive housing in both scattered site and project-based models throughout the city that have been created specifically for the chronically homeless. Proceeds from the City's long-term lease of the Chicago Skyway have been set aside to fund several projects under the Plan to End Homelessness.

Plans for creating new permanent housing beds for the chronically homeless over the short-term include:

- Identifying housing units and property owners that will accept new subsidies.
- Developing a screening tool to assist shelter and outreach providers identify housing opportunities and apply for permanent supportive housing.
- Working within to increase the priority and access to housing for those who are chronically homeless.

Plans for creating new permanent housing beds for the chronically homeless over the long-term include:

- Creating a centralized access point for permanent supportive housing.
- Prioritizing homeless and chronically homeless within other systems' housing plans.

SHELTER REHABILITATION ACTIVITIES

In an effort to improve the quality of shelters funding for facility renovations is available through a funding opportunity process for the Department's homeless shelters.

The need for improved safety and security for the clients and their children is a primary consideration, including meeting the HUD regulations for lead abatement.

The City ensures that rehabilitations comply with applicable accessibility laws and health and safety regulations.

2012 PROGRAM PRIORITIES

THE CHICAGO DEPARTMENT OF FAMILY SUPPORT SERVICES HUMAN SERVICES SYSTEM AND OUTREACH, INTAKE AND ASSESSMENT

DFSS reaches the homeless, those at risk of becoming homeless, and other low-income clients through our Human Service Delivery system, which consists of Emergency Services, Homeless Outreach and Prevention, and Community Service Centers.

EMERGENCY SERVICES

Calls to the City's non-emergency 311 system are referred electronically 24 hours a day, seven days a week to the DFSS Emergency Service Division. As crisis cases are processed, the DFSS Emergency Service Teams are dispatched between the hours of 8:00 a.m. and Midnight to provide crisis intervention, transport clients to shelters, relocate clients between shelters, or locate alternative placements for hard-to-place clients. During the winter months and extreme weather emergencies, limited overnight transportation (Midnight to 8:00 a.m.) services are provided to individuals and families engaged in the shelter placement process.

HOMELESS OUTREACH AND PREVENTION

DFSS human services utilizes a Homeless Outreach and Prevention (HOP) team to reach the homeless living on the street and individuals who might not actively seek out services on their own. The Homeless Outreach and Prevention (HOP) team conducts patrols around the City and in areas of known homeless encampments between the hours of 8:00 a.m. and 4:00 p.m.. The program focuses on engaging and building relationships with homeless persons, with the goal of placing them into services including shelter and supportive housing.

DFSS also operates mobile outreach health units in a collaborative effort with the Department of Public Health. The mobile units are customized vans that are used to provide health and social services to the City's homeless population. Services include outreach, intake, mental health and substance abuse screenings, physical examinations, health referrals, and shelter placement. The mobile units are staffed by a DFSS human services case worker, a public health nurse, and a driver.

COMMUNITY SERVICE CENTERS

Direct services are offered through DFSS Community Service Centers where case management, counseling for victims of domestic violence, emergency food, transportation, emergency rental and utility assistance are provided. Referrals are also available for housing, employment, education, child care and health services. The Centers also serve as Warming and Cooling Centers during extreme weather conditions. At the Centers, DFSS staff work with clients to address their needs (immediate, short-term, and long-term) to achieve self-sufficiency.

A number of programs and services are co-located at all six Centers. Workforce services are co-located at the Garfield, King and North Area Human Services Centers. The Garfield Center houses a Veterans Assistance Center that helps veterans access a variety of benefits programs.

HUMAN SERVICE SYSTEM DELIVERY MODEL

DFSS promotes a three-tiered service model approach whereby clients who enter a Community Center are served by one of three approaches: 1) Intervention and Stabilization (for immediate, emergency, or short-term needs); 2) Case Work (for intermediate needs and goals); or 3) Case Management (for long-term needs and goals).

Client Intervention and Stabilization addresses the immediate and/or emergency needs of clients, such as primary needs for safety, food, shelter and clothing. Clients may include, but are not be limited to, persons affected by fires, evictions, domestic violence and other crisis situations that affect their ability to meet their present needs. This service category is primarily for individual service requests that can be met during the initial client contact. Clients with a higher level of need are referred to either case work or case management.

Case work focuses on intermediate needs and goals that require follow up and can be met in six months or less. Case work services are meant to help individuals and families maintain their primary needs.

An assessment of the client's employment, educational, clinical and supportive services needs is conducted, and either an individual or family action plan

2012 PROGRAM PRIORITIES

is developed. Clients are seen on a regular basis, and their progress toward achieving the goals outlined in their action plan is tracked. Once clients meet their goals, they exit case work. Clients with longer term needs are referred to case management.

Case management services at DFSS address clients' long-term needs and goals and is designed to address complex cases which require longer-term intervention and follow-up. As in the other two approaches, the primary goal is to assist the client in achieving housing stability. The service is provided, but not limited to, clients enrolled in Shelter Plus Care and other permanent housing programs and/or clients with chronic or long-term needs. As with clients enrolled in Case Work, Case Management clients receive an assessment, and an action plan is developed based on their particular needs.

PUBLIC AND ASSISTED HOUSING (CHICAGO HOUSING AUTHORITY)

The Plan for Transformation (the Plan) is the largest and most ambitious redevelopment effort of public housing in the history of the United State. Beyond rehabilitating and redeveloping Chicago's stock of public housing, the Plan for Transformation aims to build and strengthen communities by integrating public housing and its leaseholders into the larger social, economic and communal fabric of Chicago.

CHA's Plan for Transformation is much more than bricks and mortar. It is also about supporting families as they strive for self-sufficiency. CHA leverages a range of partnerships that spend over \$25 million annually in contracts that provide services to aid leaseholders in a range of ways, such as employment training and retention assistance, child care programs, scholarships and substance abuse treatment. Through the combination of both structural and human capital revitalization, CHA residents will be more equipped to build a better future for themselves and their families.

On June 26, 2008, the CHA executed the Amended and Restated Moving to Work (MTW) Demonstration Agreement (Restated Agreement) with the Department of Housing and Urban Development (HUD). The Restated Agreement extends the MTW Demonstration until 2018. The

Restated Agreement requires the CHA include any and all plans to conduct activities that require the use of MTW flexibility.

CHA continues to work diligently to see the goals of the Plan come to fruition and 2012 will be no different. During the year, CHA will work to further its efforts to redevelop, rehabilitate, and modernize its public housing assets. By the end of 2012, CHA foresees the delivery of additional revitalized public housing units, which includes the acquisition of units to be received through the Property Investment Initiative.

ANNUAL PLAN FOR TRANSFORMATION FY2012—YEAR 13 HIGHLIGHTS

TRANSFORMING CHICAGO'S PUBLIC HOUSING

On February 6, 2000, CHA embarked upon a monumental undertaking to transform the City of Chicago's public housing stock. Throughout 2012, CHA will continue to revitalize its affordable housing stock and create new housing opportunities for low-income families in Chicago toward the 25,000 housing unit goal for the Plan for Transformation. By the end of 2011, CHA will have added 845 units toward the overall unit delivery progress, bringing the total revitalized housing stock to 22,088 or 88% of the 25,000 goal. This includes new housing opportunities through redevelopment in mixed-income communities; rehabilitation in senior designated, scattered site, and family housing developments; acquisition/rehabilitation through the Property Investment Initiative (PII); and existing or new project-based voucher units added through the Property Rental Assistance (PRA) program.

Ground-breaking revitalization plans and key community collaborations are the catalysts fueling progress on the Plan for Transformation. Using these mechanisms, CHA and the public alike are able to see positive change from the bricks and mortar of dilapidated public housing dwellings to the actualization in lives of CHA residents. The success of the Plan for Transformation can be

2012 PROGRAM PRIORITIES

attributed, in part, to both the funding flexibilities and regulatory waivers arising out of CHA's participation in the Moving to Work (MTW) Demonstration, regulated by the U.S. Department of Housing and Urban Development (HUD).

PUBLIC HOUSING REVITALIZATION

CHA anticipates that 17,793 public housing units will be available for occupancy at the beginning of 2012, including existing public housing units and newly rehabilitated and redeveloped housing delivered through the end of 2011 and available for occupancy. Throughout the year, CHA forecasts the delivery of 200 new units into its public housing portfolio through mixed-income family housing and scattered site redevelopment and the Property Investment Initiative.

MIXED-INCOME FAMILY HOUSING REDEVELOPMENT

CHA upholds its commitment to revitalize its public housing stock into vibrant new mixed-income communities. In 2012, CHA plans to deliver 101 new public housing units at mixed-income family developments. Using the mixed-income housing model, CHA seeks to further diversify both its properties and the Chicago metropolitan area, bringing rise to economically heterogeneous residential neighborhoods. CHA is using a combination of American Recovery and Reinvestment Act (ARRA) competitive grant, HOPE VI funds, and reserve development and capital funds for redevelopment.

SCATTERED-SITE HOUSING REHABILITATION

CHA's goal to revitalize the public housing units contained within its scattered-site portfolio was met in 2006, with the rehabilitation of 2,543 units. As it currently exists, the portfolio is divided into five regions consisting of: North Central, Northeast, Southeast, Southwest, and West. As CHA progresses in meeting the goals of the Plan, it continues to explore ways to provide expanded housing opportunities within this portfolio. In 2012, CHA will complete the rehabilitation of 14 public housing units at Wentworth Annex with American Recovery and Reinvestment Act (ARRA) formula grant dol-

lars. A total of 38 public housing units at Wentworth Annex, incorporated in a community of privately owned homes, will ultimately be rehabilitated.

EXPANDING HOUSING OPTIONS

In addition to its traditional public housing stock, CHA also maintains a portfolio of Section 8 Housing Choice Vouchers (HCV). CHA's HCV program enables low-income households to choose their place of residence in the private market and increases housing opportunities for program participants by subsidizing a portion of the monthly rental obligation through the allocation of a Housing Assistance Payment (HAP) made directly to the landlord. CHA aims for a 98% lease-up rate in its HCV program. Therefore, in 2012, CHA forecasts the authorization of 37,989 HCV of which 36,290 vouchers are planned to be leased to program participants throughout the year.

Now entering year 13 of the Plan for Transformation, CHA strives to identify and provide new and alternative housing options for low-income families. In 2012, CHA will further develop the following affordable housing programs:

- The Property Investment Initiative (PII).
- The Property Rental Assistance Program (PRA).
- The Comprehensive Low-Income Home Ownership Program.

Through PII, CHA will acquire and, if necessary, rehabilitate housing units with three or more bedrooms that are available for sale as a result of foreclosure or through the traditional real estate acquisition process. CHA is also interested in acquiring units that will meet Section 504 requirements of the accessibility code. Thus far, CHA has acquired 24 homes in 13 wards, and an additional nine units are under contract. As part of the scattered site program, half of the units acquired in a given community area will be available to current CHA residents and the other half of the acquired units will be available for low-income families on the Community Area Wait Lists. Units acquired through PII are counted toward overall unit delivery progress once they become available for occupancy. In 2012, CHA

2012 PROGRAM PRIORITIES

will continue to pursue opportunities to expand the number of acquired properties and anticipates that 85 new units will be made available for occupancy through this initiative.

Moreover, CHA redesigned and expanded its Project-Based Voucher (PBV) program to meet the underlying need for affordable housing across the city during 2010. CHA anticipates that 2,852 PBVs will be utilized by the end of 2012. Throughout 2012, interested parties may access CHA's PBV program through three avenues: the Chicago Supportive Housing Initiative, the Regional Housing Initiative, and CHA's new PRA program. Finally, using its Section 8 Choose to Own Home Ownership Program as a foundation, CHA also seeks to expand its current HCV home ownership program to include public housing residents. The program seeks to provide eligible low-income families, who are accepted into the program, with a subsidy to take into the private market and use toward a monthly mortgage obligation.

PARTNERSHIPS

RESIDENT PARTICIPATION

Achievement of the goals of the Plan for Transformation would not be possible without collaboration from residents, community advocates, local and national partnerships, as well as the City of Chicago and its sister agencies. CHA seeks consultation from the public throughout the year for both new and updated policy provisions as well as development activity. During 2012, CHA will host numerous public hearings regarding proposed activities to garner community support and provide the public with an opportunity to voice their concerns.

In addition to both CHA's Local Advisory Councils (LAC) and Central Advisory Council (CAC), CHA instituted an Office of the Ombudsman in 2008 to ensure residents living in both rehabilitated public housing as well as new mixed-income communities had a vehicle to communicate directly with CHA leadership. Consequently, residents are elected by their peers to serve as the spokesperson of resident concerns. Each CHA development has an elected president who serves on the CAC. The Office of the

Ombudsman has appointed a full-time CHA staff member exclusively dedicated to address the unique needs of public housing residents living in mixed-income communities. CHA continues to hold semi-annual Ombudsman meetings in the different regions. In addition to the meetings, the Office of the Ombudsman has conducted focus groups at mixed-income developments. In 2012, the Office of the Ombudsman will hold a series of community engagement events for residents of mixed-income developments, including focus groups and social events.

Each of these communication vehicles is in place to encourage and further resident participation in the Plan for Transformation.

WORKING GROUPS

Working groups will continue to be formed and will meet regularly during 2012 in order to determine the plans for sites where demolition is slated to occur. These groups are comprised of representatives of CHA residents, staff, and community stakeholders. CHA will update/reconfigure mixed-income working groups to include residents who live in the new neighborhoods.

PARTNERSHIP WITH THE CITY OF CHICAGO

As the CHA moves towards completing the Plan, it works simultaneously on maintaining the viable communities created under the Plan. CHA, residents, and the City of Chicago all play a key role in creating and maintaining the revitalized communities. For example, in partnership with the City's Department Family and Support Services (DFSS) and the Corporation for Supportive Housing (CSH), continues to pursue high-quality affordable housing for families and individuals in need of comprehensive on-site supportive services. This partnership is working together to identify target populations in as well as service providers and resources to address those needs.

Because some residents choose to move into the private market temporarily or permanently with a HCV, the continued application of the City's law against source of income discrimination enforced by CCHR remains a significant factor in implementing reform of Chicago's public housing.

2012 PROGRAM PRIORITIES

HED and MOPD are active partners in planning and implementing the CHA's revitalization of public housing properties and housing alternatives for transitioning residents. CCHR's continued vigilance in preventing and addressing discrimination against individuals with Housing Choice Vouchers is essential. Through the coordinated efforts of HED and MOPD, HCV participants will benefit from full access to rental units throughout the Chicago metropolitan area as well as reduced tensions between existing community residents and CHA residents.

- CCHR works with CHA to ensure CHA clients are aware that source of income discrimination is illegal and HCV holders who are illegally denied the opportunity to rent may file discrimination complaints with CCHR.
- CCHR facilitates workshops and presentations. CCHR also distributes fair housing literature to landlords, real estate professionals, and the public about the CFHO; which prohibits discrimination against individuals with HCVs (source of income discrimination) along with other forms of discrimination.
- CCHR assists communities in transition where cultural differences between CHA residents and other community residents may create intergroup tensions. This assistance can include intergroup mediation, community mobilization and human relations workshops.

CHICAGO DEPARTMENT OF ADMINISTRATIVE HEARINGS

Through an intergovernmental agreement with the Chicago Department of Administrative Hearings, Administrative Law Officers selected by the CHA and the Central Advisory Committee serve as independent hearing officers who adjudicate CHA residents' grievances.

CHICAGO DEPARTMENT OF BUILDINGS (DOB)

DOB issues permits for the construction and rehabilitation of revitalization projects, and the CHA works closely with DOB to obtain the proper permits before construction begins.

CHICAGO DEPARTMENT OF HOUSING AND ECONOMIC DEVELOPMENT (HED)

HED is an essential partner in the construction of affordable housing in the CHA's mixed-income communities under the Plan for Transformation. Together with developers and other financing partners, the relationship between HED and the CHA enables the creation of new housing opportunities on vacant, City-owned land. HED also participates in working groups and awards low-income housing tax credits to affordable housing developers. Responsible for development and long-term planning activities, HED is a critical partner in the CHA's Plan for Transformation.

In addition to participating in the working groups that shape the plans for CHA's revitalized communities, HED plays a crucial role in attracting and sustaining retail and commercial development in these neighborhoods, thereby enhancing the long-term viability of communities where public housing residents live.

CHICAGO DEPARTMENT OF TRANSPORTATION (CDOT)

CDOT coordinates the construction of new streets, sewer lines, and other key pieces of infrastructure on and around CHA properties that are undergoing redevelopment and rehabilitation. These improvements enhance the viability of CHA properties by directly connecting public housing communities to the City's infrastructure.

2012 PROGRAM PRIORITIES

C. EXPAND ECONOMIC OPPORTUNITY

Stimulus funds from the federal government have been made available to meet the needs of the citizens and businesses of Chicago to assist in helping sustain their communities through foreclosure prevention outreach and counseling programs, emergency housing assistance, preservation programs and more.

Chicago's economic development efforts are helping create a variety of new development initiatives and economic opportunities throughout the city. In 2012, these efforts will create new jobs as well as retail and residential development that improve and strengthen our neighborhoods and provide new opportunities for our residents. In the Hyde Park neighborhood, the City is working in partnership with the University of Chicago to build a mixed-use development that will include an office building, hotel, new retail and residential units. Supported by a variety of resources including TIF and Recovery Zone Facility Bonds, the \$200 million redevelopment of Harper Court marks the largest investment made in that area in decades.

On the West Side, plans call for construction of Pete's Fresh Market – a 55,000 square foot full service grocery at Madison St. and Western Ave. that will also include 11,000 square feet of additional retail space. For this project, 75 to 100 temporary construction jobs and 120 full-time and 30 part-time permanent jobs will be created as a result.

JOB CREATION

In 2012, a key goal is to retain and develop quality employers and jobs. Our efforts to attract innovative companies and support expansion-minded Chicago firms will continue with such programs as Made in Chicago and incumbent worker job training through the TIFWorks program. HED's Workforce Solutions Division will continue to search out new opportunities for job placement of City residents on City-funded projects. The TIFWorks program has now been expanded to 100 TIF districts across the city, so we can extend the benefits of training to a wider range of businesses and offer greater program flexibility to help Chicago businesses grow and their employees thrive in the workplace.

Using HUD 108 money backed by TIF funds, a unique "green" project is taking root in Logan Square, where the "Green Exchange" is transforming a former lamp factory into a new business community committed to promoting environmental sustainability with an array of vendors that offer products and services for a greener lifestyle. The 227,000 square foot development will create 150 temporary construction jobs and as many as 500 new jobs upon completion. City support made the project attractive to companies like Coyote Logistics, an inter-modal transit trucking firm with \$225 million in annual sales. The company will relocate from Georgia and consolidate their existing suburban Chicago offices into new space at the Green Exchange, bringing 215 jobs immediately and creating another 160 jobs over the next two years. With the addition of Coyote Logistics as the anchor tenant, the Green Exchange will be 69% occupied with nearly 160,000 square feet leased.

BUSINESS ATTRACTION AND RETENTION

Chicago continues to be recognized as a leader in attracting and retaining corporate headquarters. In 2012, a number of companies will be relocating to Chicago, bringing new and existing employees through new headquarters and consolidation of corporate offices.

One of the biggest, United Airlines, is continuing the relocation of its operations center to the Willis Tower as part of its phased move from the suburbs to downtown. In June 2011, Mayor Emanuel announced that United would be bringing an additional 1,300 jobs downtown by the end of 2012.

HED is committed to supporting projects and programs that help improve the lives of Chicago's residents while making our neighborhoods better places to live and raise a family. In West Pullman, the first phase of The Salvation Army's Ray and Joan Kroc Corps Community Center is now under construction, replacing vacant industrial land with a \$52.5 million, 160,000 square foot community center. The project, to include classrooms, gymnasiums and swimming pools as well as extensive outdoor recreation areas, is expected to serve 2,500 residents each day and create 200 construction jobs and 184 permanent or seasonal jobs.

2012 PROGRAM PRIORITIES

D. PROVIDE PLANNING AND ADMINISTRATION

With all of the great initiatives and programs the City of Chicago implements comes planning and administrative costs. The City manages program and administrative costs, which include the staff and related costs required for overall program management, coordination, monitoring, reporting, and evaluation to remain in compliance with the regulations.

Some of the City's planning and administrative costs include the following assignments:

- Preparing program budgets, schedules and amendments.
- Evaluating program results against stated objectives.
- Coordinating the resolution of audits and monitoring findings.
- Developing systems for assuring compliance with program requirements.
- Monitoring program activities for progress and compliance with program requirements.
- Preparing reports and other compliance documents related to the program submission to HUD.
- Developing interagency agreements and agreements with sub-recipients and contractors to carry out program activities.

FEDERAL STIMULUS FUNDS**HOUSING AND ECONOMIC RECOVERY ACT FUNDING**

Following passage of the Housing and Economic Recovery Act (HERA) of 2008 to provide emergency assistance for redevelopment of abandoned and for closed residential properties, the City of Chicago received \$55.2 million in Neighborhood Stabilization Program funds. The grant program under Title III is referred to as the Neighborhood Stabilization Program (NSP1). These funds are a FY2008 "spe-

cial allocation" of Community Development Block Grant (CDBG) funds.

The formula devised by HUD to allocate funds was based on state and local shares of foreclosed and vacant homes, sub prime and delinquent mortgages. The City of Chicago, which is a formula grantee, was required to submit an Action Plan "substantial amendment" to HUD explaining how the City intends to use the funds. The "substantial amendment" plan was approved by HUD. The City has allocated funds with the goal of stabilizing 2,000 to 2,500 housing units.

The neighborhood stabilization grant funds can be used to purchase foreclosed or abandoned properties and to rehabilitate, resell, or redevelop these properties and/or offer down payment and closing cost assistance to low- to moderate-income homebuyers in order to stabilize neighborhoods and stem the decline of property values of neighboring homes, establish land banks, and provide for the demolition of properties when necessary in order to address blight and community safety concerns.

The City of Chicago amended allocation of NSP1 funds in order to effectively stabilize neighborhoods. The amendment consists of five primary changes to allocation priorities at the project level that will support the strategies used to address foreclosed and abandoned properties in areas of greatest need.

- Due to current market conditions funding for Acquisition/Rehabilitation of properties for rental and home ownership is increased from \$35,187,500 to \$44,737,215.
- A less than anticipated number of properties will be land banked for future redevelopment opportunities. Accordingly, the allocation is reduced from \$4,500,000 to \$256,000.
- Due to the condition of some NSP properties and the need to stabilize blocks, demolition has become a necessary disposition strategy. The amount dedicated to the demolition of properties is \$2,021,000.
- The redevelopment of residential properties has become an increasingly impor-

2012 PROGRAM PRIORITIES

tant activity to stabilizing blocks rather than undertaking new construction. \$2,700,000 is allocated to the redevelopment of residential properties and funding of \$2,400,000 for new construction is eliminated.

- It was anticipated that homebuyer financing and loan pools would be needed. While financial assistance for homebuyers is still expected, this will be met through a direct subsidy recorded as a non performing second mortgage. This change eliminates the need for separate financing mechanisms.
- Planning and Administration remains unchanged at \$5,523,802.

AMERICAN RECOVERY AND REINVESTMENT ACT FUNDING

Homelessness Prevention and Rapid Re-Housing Program (HPRP)

Congress designated \$1.5 billion under Title XII of ARRA for communities to provide financial assistance and services to either prevent individuals and families from becoming homeless or help those who are experiencing homelessness to be quickly re-housed and stabilized. In order to receive these funds, the City of Chicago submitted a “substantial amendment” to the 2008 Action Plan.

The City of Chicago’s Homelessness Prevention and Rapid Re-Housing Program (HPRP) grant allocation is \$34,356,259. HPRP funds were allocated according to the Emergency Shelter Grants (ESG).

The homelessness prevention and rapid re-housing grant funds can be used for medium-term rental assistance, security and utility deposits, utility payments, moving cost assistance, housing search and placement, credit repair, legal services, mediation, data collection and evaluation.

COMMUNITY DEVELOPMENT BLOCK GRANT-R (CDBG-R)

In February 2009, Congress appropriated \$1 billion under Title XII of the American Recovery and Reinvestment Act (ARRA) to carry out the Community Development Block Grant Recovery (CDBG-R) program. The City of Chicago, an entitlement grantee, was required to submit a “substantial amendment” to the 2008 Action Plan in order to qualify for a \$22,459,047 CDBG-R grant allocation.

Consistent with ARRA requirements, the City of Chicago is utilizing CDBG-R funds for job creation and housing preservation initiatives. The City’s innovative programs for low- and moderate-income populations include:

- Building deconstruction and energy efficiency retrofits.
- Education and skills training to low-income populations.
- Greening vacant land in low-income communities.
- Preventing foreclosure by offering homeowners tools to remain in their homes.
- Mitigating the impact of foreclosure on neighborhoods.

The entire allocation of CDBG-R funds must be expended by September 30, 2012.

The Chicago City Council approved funding in 2009 as follows:

- \$4,959,047 for a Building Deconstruction Work Program.
- \$6,195,000 for a Green Jobs Work Experience and Job Training Program.
- \$1,960,000 for a Community Green Job Expansion Program.
- \$3,375,000 for a Neighborhood Clean-Up Program.
- \$1,500,000 for a Foreclosure Prevention and Homebuyer Counseling Program.

2012 PROGRAM PRIORITIES

- \$1,400,000 for a Foreclosure Prevention Outreach Events Program.
- \$2,500,000 for a Troubled Buildings Initiative Distressed Condominium Program.
- \$1,700,000 for Planning and Administration.

NEIGHBORHOOD STABILIZATION PROGRAM 2

The Neighborhood Stabilization Program (NSP2) was established for the purpose of stabilizing communities that have suffered from foreclosures and abandonment. NSP2 refers to the special funding authorized under (the Recovery Act) of 2009. HUD allocated \$1.93 billion in grants to be awarded to states, local governments and not-for-profits on a competitive basis.

To address the more than 20,000 foreclosures in Chicago, the City was awarded \$98 million in NSP2 grant funds to target 36 census tracts in 11 community areas to rehabilitate 1,331 units and demolish 182 vacant, blighted units. Twenty-seven affordable units will be new construction. Eight hundred sixty-five units of the rehabilitated housing will be for home ownership and 441 units for rental use.

NSP2 is based on strategies each tailored to local conditions:

- Green for Growth (5 areas): these areas are characterized by high levels of vacancies and foreclosures, offer solid prospects for recovery and will bounce back quickly from the current crisis.
- Orange for Stability (5 areas): these areas are characterized by poverty, deteriorated buildings and long-term negative trends. The downward trend will be arrested and the areas stabilized.

- Yellow for Caution (1 area): there has already been significant public and private investment in affordable for-sale and rental housing, but there are hundreds of vacant lots and limited demand for rental and ownership housing. Investment will be targeted to the strongest blocks and blighted structures will be demolished to reduce their negative impact.

HED will manage a team to implement the program, and anticipates at least \$167 million in additional resources and matching investments to complete the project. They are:

- Mercy Portfolio Services is coordinating the program as the city’s sub-grantee.
- CHA will contribute \$16 million and project-based vouchers towards the purchase or rental of up to 200 housing units.
- Not-for-profit and for-profit developers who are pre-qualified for NSP2.
- Community partners who are active on foreclosure issues, have organizational infrastructure and existing plans for neighborhood revitalization and/or affordable housing.
- Financial and acquisition partners including Community Investment Corporation, Neighborhood Housing Services, Local Initiatives Support Corporation, Chicago Community Land Trust and the National Community Stabilization Trust and Self-Help Ventures.

2012 PROGRAM PRIORITIES

SUMMARY OF SPECIFIC ANNUAL OBJECTIVES

Availability/Accessibility of Decent Housing (DH-1)							
Specific Objective		Source of Funds	Year	Performance Indicators	Expected Number	Actual Number	Percent Completed
DH1.2	Maintain accessible decent housing and prevent homelessness by paying for repair of heating units	CDBG	2010	units	800	545	68%
			2011		800		
			2012		800		
			2013		800		
			2014		800		
			MULTI-YEAR GOAL		4,000		
DH1.2	Maintain decent housing and prevent homelessness by paying heating bills	CDBG	2010	people	TBD	TBD	TBD
			2011		TBD		
			2012		0		
			2013		0		
			2014		0		
			MULTI-YEAR GOAL		TBD		
DH1.3	Provide assistance for emergency repairs and to correct hazardous conditions	CDBG	2010	units	800	787	98%
			2011		890		
			2012		890		
			2013		800		
			2014		800		
			MULTI-YEAR GOAL		4,180		

2012 PROGRAM PRIORITIES

SUMMARY OF SPECIFIC ANNUAL OBJECTIVES

Specific Objective		Source of Funds	Year	Performance Indicators	Expected Number	Actual Number	Percent Completed
DH1.4	Rehabilitation, health and safety repairs in housing occupied by low/mod income seniors	CDBG	2010	units	500	526	100%
			2011		525		
			2012		525		
			2013		500		
			2014		500		
			MULTI-YEAR GOAL		2,550		
DH1.5	Maintain owner occupied housing by providing direct assistance for home ownership, rehab and preservation	CDBG	2010	units	580	516	89%
			2011		325		
			2012		325		
			2013		580		
			2014		580		
			MULTI-YEAR GOAL		2,390		
DH1.6	Make accessibility modifications for low/moderate homeowners w. disabilities	CDBG	2010	units	29	26	89%
			2011		33		
			2012		33		
			2013		29		
			2014		29		
			MULTI-YEAR GOAL		153		

2012 PROGRAM PRIORITIES

SUMMARY OF SPECIFIC ANNUAL OBJECTIVES

Specific Objective		Source of Funds	Year	Performance Indicators	Expected Number	Actual Number	Percent Completed
DH1.7	Provide housing counseling services to expand/preserve affordable housing	CDBG	2010	people	2,800	TBD	TBD
			2011		16,000		
			2012		18,000		
			2013		TBD		
			2014		TBD		
			MULTI-YEAR GOAL				
DH1.8	Improve access to affordable rental and owner housing through fair housing adjudication	CDBG	2010	people	70	52	74%
			2011		70		
			2012		70		
			2013		70		
			2014		70		
			MULTI-YEAR GOAL				
Affordability of Decent Housing (DH-2)							
DH2.1	Provide financing to developers to increase supply of affordable rental units	CDBG	2010	units	96	229	100%
			2011		96		
			2012		96		
			2013		TBD		
			2014		TBD		
			MULTI-YEAR GOAL				
DH2.2	Promote sustainability of home ownership through prepurchase and foreclosure prevention counseling	CDBG	2010	people	24,000	24,082	100%
			2011		24,000		
			2012		NA		
			2013		NA		
			2014		NA		
			MULTI-YEAR GOAL				
DH2.3	Provide financial counseling to assist persons in qualifying for mortgages	CDBG	2010	people	4,000	9,595	100%
			2011		6,500		
			2012		6,500		
			2013		4,000		
			2014		4,000		
			MULTI-YEAR GOAL				

2012 PROGRAM PRIORITIES

SUMMARY OF SPECIFIC ANNUAL OBJECTIVES

Sustainability of Decent Housing (DH-3)							
Specific Objective		Source of Funds	Year	Performance Indicators	Expected Number	Actual Number	Percent Completed
DH3.1	Abate lead hazards through screening, environmental testing, and education	CDBG, IDPH, CDC, HUD, City of Chicago	2010	people	5,000	101,041	100%
			2011		5,000		
			2012		5,000		
			2013		5,000		
			2014		5,000		
			MULTI-YEAR GOAL		25,000		
Availability/Accessibility of Suitable Living Environment (SL-1)							
SL1.1	Eliminate blight and deterioration of property through inspection, code violation correction, board-up and demolition	CDBG	2010	units	5,000 Board Up/ 3,000 Demolition (permits)	627/553	12%/18%
			2011				
			2012				
			2013				
			2014				
			MULTI-YEAR GOAL				
SL1.2	Preserve affordable rental units through rehab of abandoned buildings	CDBG	2010	units	900	739	82%
			2011		900		
			2012		900		
			2013		900		
			2014		900		
			MULTI-YEAR GOAL		4,500		
SL1.3	Retain affordable housing stock through rehab of single family units	CDBG	2010	units	150	86	57%
			2011		241		
			2012		110		
			2013		150		
			2014		150		
			MULTI-YEAR GOAL		801		
SL1.4	Provide mental health services	CDBG, IDHS-MRO, Medicaid, Medicare, Self Pay, Insurance	2010	people	3,525	2,748	78%
			2011		3,525		
			2012		4,000		
			2013		4,000		
			2014		4,000		
			MULTI-YEAR GOAL		19,050		

2012 PROGRAM PRIORITIES

SUMMARY OF SPECIFIC ANNUAL OBJECTIVES

Availability/Accessibility of Suitable Living Environment (SL-1)							
Specific Objective		Source of Funds	Year	Performance Indicators	Expected Number	Actual Number	Percent Completed
SL1.5	Assist persons w. HIV/AIDS at risk of becoming homeless w. housing and housing services	CDBG	2010	people	45	41	91%
			2011		45		
			2012		45		
			2013		45		
			2014		45		
			MULTI-YEAR GOAL		225		
SL1.5	Provide HIV/AIDS prevention services for high-risk populations including youth, elderly, Blacks and pregnant women	CDBG	2010	people	65,347	125,312	100%
			2011		65,347		
			2012		59,184		
			2013		59,184		
			2014		59,184		
			MULTI-YEAR GOAL		308,246		
SL1.6	Provide primary health care to the homeless	CDBG	2010	people	300	321	100%
			2011		300		
			2012		600		
			2013		600		
			2014		600		
			MULTI-YEAR GOAL		2,400		
SL1.7	Provide youth a suitable living environment by providing programs and services	CDBG	2010	people	19,000	20,789	100%
			2011		19,000		
			2012		17,800		
			2013		19,000		
			2014		19,000		
			MULTI-YEAR GOAL		93,800		
SL1.8	Provide counseling, case management, court advocacy, legal and supervised child visitation services to survivors of domestic violence	CDBG	2010	people	8,350	9,172	100%
			2011		8,350		
			2012		5,275		
			2013		8,350		
			2014		8,350		
			MULTI-YEAR GOAL		38,675		

2012 PROGRAM PRIORITIES

SUMMARY OF SPECIFIC ANNUAL OBJECTIVES

Specific Objective		Source of Funds	Year	Performance Indicators	Expected Number	Actual Number	Percent Completed
SL1.9	Provide emergency food boxes and infant formula to assist people in need	CDBG	2010	people	15,000	45,456	100%
			2011		15,000		
			2012		12,900		
			2013		15,000		
			2014		15,000		
MULTI-YEAR GOAL					72,900		
SL1.9	Provide food to homeless shelters	CDBG	2010	people	20,106	20,106	100%
			2011		TBD		
			2012		TBD		
			2013				
			2014				
MULTI-YEAR GOAL					TBD		
SL1.10	Provide emergency human services to unsheltered chronically homeless individuals	CDBG	2010	people	1,500	64,749	100%
			2011		1,500		
			2012		11,180		
			2013		1,500		
			2014		1,500		
MULTI-YEAR GOAL					17,180		
SL1.11	Provide emergency and transitional shelter services for the homeless	CDBG	2010	people	6,500	11,094	100%
			2011		6,500		
			2012		5,590		
			2013		6,500		
			2014		6,500		
MULTI-YEAR GOAL					31,590		
SL1.12	Provide in home advocacy and support to at-risk, neglected seniors	CDBG	2012	people	9,218		
			2013				
			2014				
			MULTI-YEAR GOAL				

2012 PROGRAM PRIORITIES

SUMMARY OF SPECIFIC ANNUAL OBJECTIVES

Availability/Accessibility of Suitable Living Environment (SL-1)							
Specific Objective		Source of Funds	Year	Performance Indicators	Expected Number	Actual Number	Percent Completed
SL1.12	Provide meals to homebound elderly persons to help them maintain independent living	CDBG	2010	people	1,900	7,131	100%
			2011		1,900		
			2012		877		
			2013		1,900		
			2014		1,900		
			MULTI-YEAR GOAL				
SL1.13	Assist people w. disabilities in identifying and obtaining available services	CDBG	2010	people	6,000	29,798	100%
			2011		26,000		
			2012		26,000		
			2013		26,000		
			2014		26,000		
			MULTI-YEAR GOAL				
SL1.13	Provide supportive services for people w. disabilities to maintain independent living	CDBG	2010	people	404	535	100%
			2011		250		
			2012		368		
			2013		368		
			2014		368		
			MULTI-YEAR GOAL				
Affordability of Suitable Living Environment (SL-2)							
NA	NA	CDBG	2010	NA	NA	NA	NA
			2011				
			2012				
			2013				
			2014				
			MULTI-YEAR GOAL				

2012 PROGRAM PRIORITIES

SUMMARY OF SPECIFIC ANNUAL OBJECTIVES

Sustainability of Suitable Living Environment (SL-3)							
Specific Objective		Source of Funds	Year	Performance Indicators	Expected Number	Actual Number	Percent Completed
SL3.1	Arrest decline of affordable units in low/mod areas through code enforcement	CDBG	2010	units	20,000	30,464	100%
			2011		20,000		
			2012		20,000		
			2013		20,000		
			2014		20,000		
			MULTI-YEAR GOAL				
SL3.2	Preserve single family and multi-unit buildings through maintenance, management and security	CDBG	2010	units	20	20	100%
			2011		0		
			2012		0		
			2013		0		
			2014		0		
			MULTI-YEAR GOAL				
SL3.3	Support housing preservation	CDBG	2010	units	NA	NA	NA
			2011				
			2012				
			2013				
			2014				
			MULTI-YEAR GOAL				
SL3.4	Prevent abuse and violence through prevention programs and education	CDBG	2010	units	1,500	1,679	100%
			2011		1,500		
			2012		1,480		
			2013		1,480		
			2014		1,480		
			MULTI-YEAR GOAL				
SL3.5	Provide access to health care	CDBG, Medicaid, Medicare, Title X, Self Pay, Insurance	2010	people	2,800	6,531	100%
			2011		7,000		
			2012		2,800		
			2013		2,800		
			2014		2,800		
			MULTI-YEAR GOAL				

2012 PROGRAM PRIORITIES

SUMMARY OF SPECIFIC ANNUAL OBJECTIVES

Availability/Accessibility of Economic Opportunity (EO-1)							
Specific Objective		Source of Funds	Year	Performance Indicators	Expected Number	Actual Number	Percent Completed
EO1.1	Provide grants to improve business exteriors to promote economic viability of the community	CDBG	2010	businesses assisted	30	19	63%
			2011		40		
			2012		0		
			2013		0		
			2014		0		
			MULTI-YEAR GOAL				
EO1.2	Provide economic opportunity by offering job readiness services	CDBG	2010	people	560	0	0%
			2011		560		
			2012		360		
			2013		560		
			2014		560		
			MULTI-YEAR GOAL				
EO1.3	Improve economic opportunities for low-income persons through job training and placement	CDBG	2010	people	1,500	1,809	100%
			2011		1,500		
			2012		1,250		
			2013		1,500		
			2014		1,500		
			MULTI-YEAR GOAL				

2012 PROGRAM PRIORITIES

SUMMARY OF SPECIFIC ANNUAL OBJECTIVES

Availability/Accessibility of Suitable Living Environment (SL-1)							
Specific Objective		Source of Funds	Year	Performance Indicators	Expected Number	Actual Number	Percent Completed
SL1.14	Provide emergency shelter services for the homeless	ESG	2010	people	12,000	12,917	100%
			2011		12,000		
			2012		10,320		
			2013		2,400		
			2014		2,400		
			MULTI-YEAR GOAL				
Affordability of Suitable Living Environment (SL-2)							
SL2.1	Prevent homelessness through emergency rent payment	ESG	2010	people	700	808	100%
			2011		700		
			2012		600		
			2013		700		
			2014		700		
			MULTI-YEAR GOAL				
Affordability of Decent Housing (DH-2)							
DH2.4	Assist persons w. HIV/AIDS retain affordable housing by funding housing needs and support programs	HOPWA	2010	people	1,300	1,487	100%
			2011		1,146		
			2012		1,487		
			2013		1,146		
			2014		1,146		
			MULTI-YEAR GOAL				
DH2.5	Provide financing to developers to increase supply of affordable rental housing through rehab and new construction	HOME	2010	units	TBD	TBD	TBD
			2011				
			2012				
			2013				
			2014				
			MULTI-YEAR GOAL				
DH2.6	Increase affordable rental housing through rehab and new construction by providing low interest loans	HOME	2010	units	975	933	95%
			2011		975		
			2012		975		
			2013		975		
			2014		975		
			MULTI-YEAR GOAL				

2012 PROGRAM PRIORITIES

SUMMARY OF SPECIFIC ANNUAL OBJECTIVES

Affordability of Decent Housing (DH-2)							
Specific Objective	Source of Funds	Year	Performance Indicators	Expected Number	Actual Number	Percent Completed	
DH2.7	Increase the number of homeowner households by providing direct home ownership assistance	HOME	2010	households	290	43	14%
			2011		290		
			2012		50		
			2013		290		
			2014		290		
MULTI-YEAR GOAL				1,210			
DH2.8	Increase the availability of affordable rental housing units for persons at or below 50% median income by providing assistance to developers	HOME	2010	units	779	779	100%
			2011		TBD		
			2012		TBD		
			2013				
			2014				
MULTI-YEAR GOAL				TBD			
DH2.9	Provide operating support to Community Development Housing Organizations	HOME	2010	units	17 orgs	17	100%
			2011		17 orgs		
			2012		17 orgs		
			2013				
			2014				
MULTI-YEAR GOAL				TBD			
Planning/Administration (Other 4.1)							
4.1	Provide planning and administration services	CDBG ESG HOPWA HOME	2010				
			2011				
			2012				
			2013				
			2014				
MULTI-YEAR GOAL							

BUDGET 2012 ACTION PLAN

STRATEGIC PLAN

STRATEGIC PLAN

In order for the City to address the needs which will be identified in the five year consolidated plan for 2010–2014, the City updates its strategic plan for 2012 to continue to implement solutions. The resources, goals, strategies, and plans implemented in an effort to meet the City of Chicago’s needs are described in the following section.

A. AVAILABLE RESOURCES

FUNDING

While Chicago is relying primarily on CDBG, HOME, ESG, and HOPWA funds to carry out its community development activities under the Consolidated Plan, other federal and state funds are being aggressively pursued to further the City’s initiatives. In addition to HUD, the City currently receives funding from or through other major federal agencies such as Health and Human Services, Labor, Agriculture, and Education which support our housing and community development programs. The appendix details the various federal, state and public funds that support the activities under the Action Plan as well as other programs.

The Department of Housing and Economic Development (DHED)

HED expects to access over \$2.1 billion between 2009 and 2013 to achieve strategic outcomes. These resources are drawn from a wide variety of sources, including City of Chicago cash and non-cash contributions, federal CDBG and HOME grant funds, tax credits, tax increment financing, private developers and lenders, and tax exempt bonding authority. To help meet this goal, HED is committed to the Affordable Housing Plan’s “Resource Challenge,” which will secure \$100 million from other sources to address Chicago’s affordable housing needs.

HED works actively to leverage additional resources for economic development in Chicago’s neighborhoods. A key source of funding is Tax Increment Financing (TIF), which enables the City to self-finance a broad range of neighborhood development programs by capturing the additional tax revenues generated by the increased valuation of redeveloped properties. Through the TIF program, Chicago is

now able to compete more successfully with other communities by offering targeted incentives to attract and retain business.

HED also offers a variety of low-cost financing programs for projects that result in substantial private investment and job creation.

The Department of Family and Support Services (DFSS)

Through grants funded by HUD and the Department of Labor, workforce services is able to deliver an expanded scope of services. Workforce development is no longer a single federal program but an expanding compilation of initiatives providing comprehensive services to Chicago residents. Workforce services contractors provide training, job placement, support services, case management and access to a network of other citywide services for their participants. At the center of the system are the Chicago Workforce Centers, providing information resources, skill assessments, basic training services and access to a broader network of delegate agencies.

Human Services activities are supported with CDBG and ESG funds and supplemented with City Corporate dollars and non-local grants such as the Community Services Block Grant (CSBG); HUD Shelter Plus Care; HUD Supportive Housing Program; the Illinois Department of Human Services Emergency Food and Shelter Grant; and the Illinois Criminal Justice Information Authority Victims of Crime Act: Services to Victims of Domestic Violence.

Senior Services programs and services are supported through a variety of funding including Federal Older Americans Act funds, State of Illinois general revenue funds, Federal Nutritional Services Incentive Program funding, Community Development Block Grant, funding from Veteran’s Affairs, as well as private contributions and corporate sponsors.

The Mayor’s Office for People with Disabilities (MOPD)

MOPD relies heavily on CDBG funds to implement its community service programs such as information and referral, case management, personal assistance/homemaker and assistive technology. Additionally,

STRATEGIC PLAN

awarded grant funds allow MOPD to implement programs which will help ensure that people with disabilities receive opportunities to achieve their maximum level of independence.

The Department of Public Health (DPH)

DPH supplements its CDBG-funded activities with federal and state grants and City of Chicago cash contributions. These funds are used to provide various public health related services including HIV prevention, health regulations, food protection, communicable disease control, TB control, immunization, substance abuse treatment, lead poisoning prevention, violence prevention and child, adolescent, and adult health care services.

FUNDING POLICY FOR INCREASED/ DECREASED FUNDING

If funds are increased or decreased, the various departments will revisit their budgets and revise allocation of resources in conjunction with community stakeholders, based on both HUD's national goals and the City's goals and priorities in the Consolidated Plan. Strategies and priorities that would drive programmatic decision making include:

- Program performance.
- Density of population served.
- Income levels of census tracts within program service area.

In making the above decisions, there are various activity and expenditure limitations on the various funding sources that will play a role in determining what is funded. The CDBG program has funding limitations on public services which fund a majority of the supportive services identified in the Plan. Other funding sources such as HOME and ESG have match requirements and limitations on expenditures for certain activities.

FUNDING ASSUMPTIONS

The annual appropriation of Community Development Block Grant funds among jurisdictions is based on an allocation formula. Some of the variables used

in determining formula allocations are poverty and population, as well as, economic and market analysis done by HUD. The City anticipates its 2012 CDBG funding level will be reduced and will request funding at three percent below the 2011 allocation. The 2012 funding levels are expected to be lower than 2011 levels for HOME, ESG and HOPWA entitlement grants.

CDBG, HOME, HOPWA AND ESG GRANT PROGRAM REQUIREMENTS

1. Community Development Block Grant Program Requirements

Program Income

In developing the projection of estimated program income to be earned during the next program year, an analysis was prepared by departments that generate program income based on previous years' program income and projected repayments of outstanding loans. Based on this analysis, the City will receive an estimated \$2,911,000 in program income for the coming year. Since this is only an estimate, these funds will be placed in a special reserve account that will only become available for project allocation after the funds have been received.

Statement of Objectives

The City certifies to HUD that 70% of all CDBG funds expended annually will be used for activities which are considered to benefit low- and moderate- income persons.

Funds will be spent according to the goals, priorities and strategies in this plan. The goals are:

- Provide decent affordable housing.
- Expand economic opportunity.
- Serve the full range of constituencies among the low- and moderate- income population.
- Provide planning and administration.

Geographic Distribution

Low- and moderate-income families and individuals reside in communities throughout the

STRATEGIC PLAN

City of Chicago. Funds are geographically distributed throughout the City for community development and housing programs. Certain programs are only available in specified geographic areas. Targeted programs include the federally-designated Empowerment Zone and the Tax Increment Financing (TIF) program. Under Illinois State Law, TIF districts are designated as either a “blighted” or “conservation” area. “Blighted” areas are those that have been deprived of investments for many years and have experienced a decrease in shopping, housing and employment options for neighborhood residents. “Conservation” areas are created to prevent the decline of major neighborhood centers, by working to retain existing businesses and housing, and attracting new ones.

All proposed eligible activities and projects are intended to primarily benefit populations that have special needs and citizens with low- and moderate-incomes. More than half of Chicago residents have low- and moderate-incomes. Assistance is directed to areas of the City in which 51% or more of households are at or below median income. Maps, beginning on page 99, show the census tracts in which Community Development funds may be used for an activity, the benefits of which are available to all residents in a particular area, where at least 51% of the residents are low- and moderate-income persons according to the Census. Maps also show the areas of the City’s minority populations within the eligible census tracts.

The criteria for investing CDBG funds includes whether the activity is a funding priority, whether the activity is eligible, whether the activity meets one of the national goals, and whether the activity meets a national objective.

Economic Development

HED promotes economic development in Chicago neighborhoods by helping existing businesses to grow while working to attract new business to the city. TIF has played a critical role in efforts to improve neighborhoods and promote economic development and has helped to create jobs, strengthen Chicago’s school system, revitalize neighborhoods, boost the local economy, and improve the quality of life for Chicago residents.

In 2012, HED will continue to use TIF for investments in programs and projects that help to create and retain jobs for Chicagoans. The successful program changes and expansion of the Small Business Improvement Fund (SBIF) in 2010 has allowed more businesses than ever to receive assistance that allows them to expand and improve with enhancements such as new windows, doors, HVAC systems, brick work and new and repaired roofs. In 2012, HED expects SBIF to help support even more businesses as they work to improve the overall appearance of their communities.

HED also will continue to use TIF in support of the Neighborhood Improvement Program (“TIF/NIP”), so that homeowners who need exterior repairs can reap the benefits of TIF dollars in their communities to help ensure the safety of their homes.

2011 marked the establishment of several new TIF districts whose goal is to improve quality of life in our communities by attracting new businesses, housing and jobs. TIF districts are now operating in the South Shore and Washington Park communities and at the former Kennedy King College site at 67th and Wentworth in Englewood. These new TIF districts make it possible to develop projects that will rebuild these communities, create affordable housing and bring jobs and opportunity to residents. The Chicago Lakeside Development TIF District will help revitalize residential and commercial investment in South Shore by transforming a portion of the former U.S. Steel South Works plant, all part of a larger plan to redevelop the entire South Works site into a new community along the city’s South Side lakefront that will promote new residential, commercial and mixed-use development in the area.

TIF dollars are also enabling the restoration of the landmark Sullivan Center—designed by Louis Sullivan and for many years occupied by a Carson Pirie Scott store—and the opening of a new

STRATEGIC PLAN

Target urban concept store in the Carson's space. The new store, expected to debut in 2012, will create 200 new jobs in the heart of the Loop.

Affordable Housing Preservation and New Construction HED assists both not-for-profit and for-profit developers in acquiring and rehabilitating existing residential buildings for affordable rental housing and community-based development organizations in creating new housing units through loans made with CDBG program income, or new CDBG funds, as available. Eligible development costs include private land acquisition and environmental remediation. These funds create opportunities for construction and permanent jobs and preservation of historic and architectural landmarks. Obviously, saving, rather than demolishing existing buildings supports the city's green agenda as well.

- Finance Program

Business loans are provided through banks to eligible Chicago industrial and commercial businesses that are expanding within the City limits and creating jobs for Chicago residents.

- CD Float Loan Program

The program objective is to provide short-term, low-interest financing to eligible Chicago businesses that create jobs for Chicago residents when expanding in or relocating to the City. The City can finance up to 100% of project costs for acquisition of fixed assets, renovation, and new construction for companies that create jobs. The program provides a two-year loan with an interest rate fixed at 40% of the prime rate. All CD Float Loans are secured by an irrevocable, direct pay Letter of Credit from an A-rated bank. Program income is not expected.

- Site Assistance Program for Business Expansion or Retention

The program objective is to support relocation and expansion of industrial firms in Chicago. HED project managers work with client companies to establish a set of basic site characteristics. Using this information, HED provides a list of available city-owned and or

privately owned properties for the companies to pursue. The information about available sites is provided by local industrial councils, HED staff and industrial real estate brokers.

- Industrial Area Improvement Program

There are 24 designated Industrial Corridors in the City of Chicago. These are areas where the City is committed to continued industrial retention and development. HED supports the corridors with financial incentives, including TIF, to encourage investment and provide funding for infrastructure improvements; zoning protection including Planned Manufacturing Districts (PMD) designation; and services to individual businesses through the Local Industrial Retention Initiative (LIRI) program. LIRI agencies are local industrial councils that have contracts with HED to provide one-on-one service to industrial companies and keep HED up to date on issues affecting the entire corridor.

Housing

HED works to further the City's goals for a stronger Chicago by developing, revitalizing and stabilizing neighborhoods. The Department provides diverse housing opportunities through comprehensive community development strategies. The blueprint for these strategies is Accepting the Challenge: Chicago's Five Year Affordable Housing Plan for 2009-2013, a \$2.1 billion affordable housing plan adopted by the City Council in 2009.

Creating new affordable housing opportunities for low- and moderate-income families is the focal point of this plan. Specifically, HED is committed to:

- Expanding the stock of affordable housing.
- Protecting Chicago's existing affordable housing.
- Enhancing affordability to help residents stay in their homes.
- Pursuing policies and funding that support affordable housing.

STRATEGIC PLAN

- Committing the full range of resources to reach these program goals.

Key CDBG-funded affordable housing programs include:

- Neighborhood Lending Program (NLP)
NLP consolidated six programs to enable more working families to purchase and rehab homes in Chicago’s neighborhoods. NLP is the product of a partnership among the City, Neighborhood Housing Services of Chicago and 19 private financial institutions. It supports a multi-million dollar loan pool for home purchase/rehab and foreclosure prevention.
- Troubled Buildings Initiative (TBI)
This program is designed to induce residential property owners to maintain safe and drug-free environments for City residents. Primary areas of concern include: neighborhood gang and drug activity, disconnection of utilities that place residents at risk, and lack of maintenance or repairs that creates dangerous conditions for residents. TBI coordinates the response of City agencies to address building conditions that threatens the community and prevent properties from falling into a state of disrepair that leads to non-viability and abandonment.
- Emergency Housing Assistance Program (EHAP)
This program provides grants to help low-income home owners make emergency home repairs. EHAP offers assistance to address, hazardous building conditions that pose an imminent threat to health and safety. Eligible improvements include:
 - Replacement of heating units or other heat-related repairs.
 - Repair/replacement of electrical service.
 - Outside plumbing repairs.
 - Roofing and outside porch repairs.
- Small Accessible Repairs for Seniors (SARS) f/k/a Home Repairs for Accessible and Independent Living (H-RAIL).

The program provides safety, security and accessibility improvements to help seniors remain in their homes. Eligible repairs include minor upgrades such as grab bars, lever faucets, window/door repairs, carbon monoxide/smoke detectors and wheelchair ramps. Applicants must be income-eligible and at least 60 years of age.

- The Chicago Low-Income Housing Trust Fund

The Chicago Low-Income Housing Trust Fund created in 1989, oversees rental assistance programs that meet the permanent housing needs of Chicago’s poorest residents by providing grants to building owners and developers who agree to reduce rents to accommodate very low-income residents.

- American Dream Down Payment Initiative/ Choose to Own

The American Dream Downpayment Initiative (ADDI), which was funded by HUD from 2004 to 2008, enabled the City to significantly broaden our existing homebuyer assistance activities and expand the marketing of these programs to minority populations and public housing residents. Using ADDI dollars, HED partnered with the CHA to implement “Choose to Own” (CTO), an innovative program created by the CHA’s Section 8 voucher program administrator. CTO places home ownership within the reach of CHA families participating in the Chicago Housing Choice Voucher Program. Through Choose to Own (now funded under HOME), eligible families can purchase a new or existing single-family home, townhouse, or condominium. The program works by enabling prospective homebuyers to apply their rent payment and housing subsidy to mortgage payments for a period of up to 15 years.

To ensure suitability for home ownership, CTO participants must: (1) enroll in the CHA’s Family Self-Sufficiency Program; (2) successfully complete a pre-purchase counseling course; and (3) meet minimum income requirements. The City provides up to \$10,000 in HOME

STRATEGIC PLAN

funds for down payment assistance to bridge the gap between the buyer’s approved mortgage amount and the actual sales price. The down payment assistance is marketed to current voucher holders as well as other CHA families who can meet CTO eligibility requirements.

2. HOME Program Requirements

The HOME program is designed to expand the supply of affordable housing for low-income and very low-income Americans by providing states and participating jurisdictions with tools they need to develop effective partnerships with the public, private and not-for-profit sectors. Funded under the Cranston-Gonzalez National Affordable Housing Act HOME is administered for the City by HED. HOME funds are utilized in Chicago for purchase price assistance for qualifying first-time homebuyers, loans for construction or rehab of affordable multi-family housing, and operating assistance grants to Community Housing Development Organizations (CHDOs).

The primary source of the City of Chicago’s HOME Match in 2012 will be cash contributions from non-federal sources. In addition, the City may use bond financing on certain HOME assisted projects.

The City’s purchase price assistance initiatives are funded using HOME dollars. Purchase price assistance is provided to qualifying homebuyers through the following City programs:

New Homes for Chicago

The New Homes program was created in 1990 to provide affordable, single-family homes in communities traditionally bypassed for new development. Through New Homes, the HED provides City-owned land and purchase price subsidies to enable the construction of new homes and two-flats for sale to working families earning no more than 120% of the area median income (AMI). City subsidies of up to \$10,000 are available to single-family home buyers under 100% of AMI; buyers of two-flats under 120% of AMI can

receive subsidies up to \$30,000. Buyers under 80% of AMI may be eligible for additional subsidies of up to \$30,000 utilizing HOME funds.

Chicago Partnership for Affordable Neighborhoods (CPAN)

CPAN was established to enable homebuyers to afford units in market-rate developments in regentrifying neighborhoods where the City does not own developable land. This partnership between the City and participating developers provides affordable units through a combination of developer write-downs and purchase price assistance to buyers.

Chicago’s HOME-funded multi-family initiatives include:

- **Preservation Compact**
This new initiative by the MacArthur Foundation, the City, the Urban Land Institute and other public, private and not-for-profit organizations will pool money and expertise with the goal of preserving 75,000 affordable apartments in Chicago and Cook County by 2020. A key component of the plan is a Preservation Fund which will offer a suite of new financing tools to assist both preservation-minded buyers and existing rental property owners seeking to maintain affordability. The MacArthur Foundation has pledged \$10 million in seed money to the Preservation Fund, which will eventually swell to \$100 million with banking industry support.
- **Multi-Family Loan Program**
This program (described above) utilizes HOME dollars to develop residential properties of five or more units for low-income renters. For HOME-funded multi-family projects, affordability periods are based on level of subsidy, as follows:

<\$15,000	=5 years
\$15,000–\$40,000	=10 years
>\$40,000	=15 years

STRATEGIC PLAN

3. Emergency Shelter Grant Program Requirements (ESG)

DFSS selects agencies to receive HUD Emergency Shelter Grant (ESG) funding through a Request for Proposals (RFPs) process. The ESG funding is combined with other sources of funding (Community Development Block Grant, Community Service Block Grant, City of Chicago Corporate funding, Illinois Department of Human Services Emergency Food and Shelter Grant Funding) to support the DFSS Homeless Services System and to further the Ten-Year-Plan to End Homelessness.

The funding of delegate agencies in 2012, was determined by an RFP process conducted in 2010, and facilitated by extending current contracts. Proposals were reviewed within the context of the City's system-wide needs and the resources and programs necessary to implement the Ten-Year-Plan to End Homelessness. Criteria that were utilized to review the proposals included: population served; program implementation, scope and outcomes; service coordination and integration; agency experience, capacity and staffing; HMIS participation; and cost effectiveness.

ESG funding is part of a larger pool of funding that includes local and state dollars used to fund a variety of homeless service activities including all eligible activities under ESG. The City matches its ESG funding 100% as required through state funding (Illinois Department of Human Services Emergency Food and Shelter Grant) and local funding.

4. Housing Opportunities For Persons With AIDS Grant Program Requirements (HOPWA)

Under the HOPWA program, housing services needed by low-income persons with HIV/AIDS are supported through the provision of funds to agencies that provide effective strategies to prevent homelessness among persons living with HIV/AIDS and facilitate their access to a range of needed treatment and support services. The geographic areas covered via HOPWA funds include the City of Chicago, suburban Cook County and seven other suburban and rural counties.

Requests for Proposals (RFP) are issued within a five-year cycle; the most recent RFP was issued in June 2009. Eligibility for the RFP was restricted to not-for-profit, community-based organizations located within the above outlined geographic areas that have experience in providing direct services for persons living with HIV/AIDS. Also, applicants must have at least one full year experience within the specific category to which the application responds. Panels of community members are convened to review proposals and make funding recommendations. Each panel is racially, ethnically, and geographically diverse. All recommendations of the independent review panels are subject to review by the Division of STI/AIDS and final approval from the Commissioner of the Department of Public Health.

5. Basis for Allocating Investments Geographically for HOPWA

Studies have shown that homelessness is a risk factor for HIV and HIV is a risk factor for homelessness. The prevalence of HIV/AIDS is up to nine times higher among persons who are homeless or unstably housed compared with persons having stable and adequate housing. Studies have shown 60% of people living with HIV/AIDS experience homelessness or housing instability. The need for stable and affordable housing is more urgent after becoming infected. Improved housing stability improves access to appropriate medical care and treatment adherence which is linked to lower viral loads and reduced mortality.

The Division of STI/HIV utilizes HOPWA resources to support community residences, rental assistance and housing information services in the provision of its homeless assistance program within the Chicago Eligible Metropolitan Statistical Area (EMSA). The counties of Cook, DeKalb, DuPage, Grundy, Kane, Kendall, McHenry, and Will comprise the Chicago EMSA.

HIV Housing Services are provided to People Living with HIV/AIDS (PLWHA) in the three service categories of Community Residence Operating Support, Rental Assistance and Housing Information Services. Eligibility requirements

STRATEGIC PLAN

for receiving assistance are low-income status and documented HIV/AIDS status (confidentiality must be maintained). Eligible PLWHA from all over the Chicago EMSA can visit any service provider location to receive services. The Geographic Distribution for HOPWA Program by Census Tracts map shows the geographic locations of funded delegate agencies and project sponsors in Chicago that provide community residence, rental assistance and housing information services. Funded facilities in Joliet, IL and Wheaton, IL are not shown. PLWHA live in community residence and rental sites located throughout the City. In order to protect the confidentiality of PLWHA the actual sites are not disclosed.

Community Residence Operating Support provides both permanent and transitional housing. The residential housing facilities include scattered sites, congregate living, or transitional housing. The housing units can be communal settings and congregate living facilities as a multi-unit residence designed for eligible persons; community residences that consist of multiple apartments within the same building, building complex, or building proximity, or scattered sites/apartments housing individuals with HIV/AIDS and their families.

Rental Assistance consists of rental subsidies to avoid homelessness during periods of illness or financial difficulties. There are two categories: Long-term rental subsidy and Short-term rent, mortgage and utility payments.

Both Community Residence Operating Support and Rental Assistance programs are required by HUD/HOPWA to provide or make available support services to the clients. Supportive services include, but are not limited to: health care, mental health care, mental health assessment, permanent housing placement, drug and alcohol abuse treatment and counseling, day care, personal assistance, nutritional services, inpatient care when required, and assistance in gaining access to local, state, and federal government benefits and services, except that health care services may only be provided to the adult living with HIV/AIDS or related diseases, not to family members.

Housing Information Services assists people in finding safe, decent, and affordable housing by identifying local housing resources. The services are provided by Housing Advocates that develop and maintain a comprehensive inventory of available housing units, and build relationships with landlords in the private market for referral of HIV positive individuals seeking housing. Legal services are also available to persons facing eviction, housing discrimination or assist in gaining access to federal government benefits.

B. ANTI-POVERTY STRATEGY

According to the U.S. Census Bureau's American Community Survey there were an estimated 596,975 persons living in Chicago at or below the poverty level during 2010. In order to assist low-income persons, the City of Chicago engages in a wide array of services designed to combat poverty and its detrimental effects upon families at the neighborhood level. The following are descriptions of services and programs that combat poverty throughout the City.

EMERGENCY FOOD PROGRAM

The Emergency Food Program distributes emergency food boxes to low-income individuals and families throughout the City of Chicago, helping to alleviate hunger for many residents. Emergency food boxes are composed of non-perishable food items and are designed to last an individual or a family of four for up to three days. DFSS distributes Emergency Food Boxes to low-income individuals and families throughout its Emergency Services, six Community Service Centers and twenty outstations located throughout the City. DFSS human services has expanded the number of Emergency Food Outstations in order to better reach clients in need of this assistance. In 2012 Supplemental Food Boxes (Produce) will be available at Outstations. In addition, Community Center staff are linking SNAP outreach teams to Outstations so they can determine eligibility and apply for SNAP/ Food Stamp benefits for Outstation guests. Finally Pantry and Soup Kitchen listings are available at the Community Centers and Outstations.

STRATEGIC PLAN

As part of its Emergency Food Program, DFSS also funds a Food Supply to Shelter Program, providing fresh fruit and vegetables to shelters throughout the City to feed the homeless. Approximately 60 shelters within the City of Chicago participate.

YOUTH DEVELOPMENT

DFSS is committed to developing the premier youth development system that provides every young person the opportunity to participate in a quality out-of-school program. DFSS youth development program builds upon positive developmental competencies that includes career awareness training and allows young people to become productive students, workers and citizens.

DFSS' Youth Services Division works with over 200 community-based organizations to provide safe havens for youth and their families allowing for participation in cultural, recreation, and education activities during out-of-school hours. These programs provide children and youth with enriching places to go and offer positive activities that build the interest and assets of children, youth, families, schools and communities.

Through the Out-Of-School Time Program Quality Initiative, DFSS will enhance the quality of out-of-school programs by training DFSS staff and delegate agency program staff from youth programs. DFSS staff and youth programs staff from delegate agencies will participate in "Program Quality" training that include positive youth development programming.

In continued efforts to build the organizational capacity of our delegate agencies, DFSS offers the opportunity to participate in a Fiscal Management Capacity Building Initiative with the support of the Wallace Foundation and Fiscal Management Associates. Over 50 agencies have participated in the Initiative. The fiscal management initiative will continue through the spring of 2011.

Through the YRC Summer Employment Program 14,645 youth were hired in various opportunities throughout the City of Chicago.

The YRC Career Development Centers, which seek to prepare youth for employment, will collectively enroll and train 1,440 youth of which 720 will be

placed in jobs by the end of 2011. Currently, the YRC Career Development Centers have enrolled and trained 1,505 and have placed 882.

300 organizations received mini-grants funding that provided services to over 5,000 youth under the following categories:

- Program Enhancement, ages 10-12, provided supplemental support to full-day, full week summer programs.
- Apprenticeships, ages 13-15, provided meaningful summer activities that expose youth to a variety of career or vocational choices.
- Internships, ages 16-18, allowed youth a paid opportunity to create and implement their ideas through independent study, community activity and career exploration.

These program types are designed to provide leadership experiences, build better community relationships and help young people use the summer months to explore career options and possibilities. Agencies developed programs that included an anti-violence or environmental awareness component.

- Implemented Summer Nutrition and Fitness employment program for low-income youth in collaboration with the University of Illinois at Chicago.

2012—Goals And Objectives

CDBG funding is vital to DFSS operations. Its impact is most directly tied to services for youth ages 6-12, 13-15 and 16-18. Listed below are the major goals for DFSS youth programs including performance objectives for 2011–2012. DFSS expands and refines these objectives each year utilizing "environmental" scans of best practices throughout the country, as well as intensive local program evaluation.

- Provide financial support and technical assistance to the more than 200 organizations that operate after-school programs for 17,800 youth annually. Program activities and services are based on a positive youth development model. The focus areas are: empow-

STRATEGIC PLAN

erment of youth and families, constructive use of after-school time, career development, exploration and training, commitment to learning, positive values, social and emotional competencies, and positive identity and self esteem.

- Maintain full enrollment in all programs.
- Identify partnerships in support of developing a capacity-building component intended to assist current delegate agencies in the delivery of quality services, increase of sustainability, and development of leadership. Quality services will build strong families, and communities and support the development of young people.
- DFSS in coordination with the Youth Ready Chicago Community Councils and the delegate agencies will continue implementing a service delivery system that responds to the needs of families, children and youth in the City.

EMPLOYMENT AND TRAINING INITIATIVE

DFSS Workforce Services works to reduce poverty by increasing employment opportunities for all Chicagoans and increasing the marketable skills of unemployed individuals in order to obtain gainful employment. Workforce Services comprehensive array of services affords job seekers an opportunity to obtain the skills necessary to find and keep a job, and increase one's self sufficiency. It is only through employment that individuals and families can rise above poverty. Job placement, retention and wage attainment are all critical goals of Workforce Services contracts.

Workforce Services seeks to meet the evolving workforce needs of Chicago businesses and create training and career opportunities for Chicago residents by building strategic public and private partnerships.

Through cultivation of relationships with employers, Workforce Services connects trained and work-ready job seekers to businesses. Workforce Services focuses on job placement and retention as a vehicle to economic self-sufficiency. Workforce Services expanded scope of services also provides Chicagoans

with educational tools, job skills, support services, and employment opportunities on which to build their futures. Lastly, the Departments' collaboration with the Chicago Housing Authority (CHA) provides CHA residents with direct access to job training and placement services.

FIVE-YEAR AFFORDABLE HOUSING PLAN

Since 1994, HED has operated under four successive five-year plans, through which the Department allocates its resources and reports its activities to the City Council on a quarterly basis. The first three plans, issued in 1993, 1998 and 2003, laid out ambitious goals for creating and preserving affordable housing in a rapidly changing city. The plans led to expanded opportunities for home ownership, new rental housing, and supportive policies at the local, state, and federal levels. The Department's current plan, *Accepting the Challenge: Chicago's Five Year Affordable Housing Plan for 2009-2013*, was adopted by the City Council in 2009.

The accomplishments under the first three plans resulted in large part from the City's commitment to partnerships—with housing organizations, developers, not-for-profit agencies, the private sector and other government agencies. Continuing this tradition of collaboration, the Department convened a 48-member Advisory Panel to help define needs and strategies for the current Plan. Also as part of the planning process, a financial working group developed recommendations on new funding sources, and nearly 60 individuals and organizations testified at three public hearings held by the Department. The final plan incorporates many of the ideas from the advisory panel, working group and hearings. It calls for the utilization of \$2.1 billion in public and private funds to address Chicago's affordable housing needs through 2013.

SENIOR HOUSING PLAN

The need for safe, affordable, and accessible housing continues to be a source of concern among Chicago's older residents. For many elderly homeowners, home maintenance costs and rising property taxes make it increasingly difficult for them to remain in the neighborhoods where they have lived for much of their lives. While DFSS lacks the mandate to develop and/

STRATEGIC PLAN

or rehabilitate housing, the Department played an active role in raising developer's interest in low- and moderate-income senior housing.

Recently, DFSS and HED collaborated on an affordable housing plan for senior housing in Chicago. The goal of the senior plan is to produce 4,000 new units in 45 developments by 2010, aggressively pursuing available resources and working closely with private and public sector partners to provide a number of senior housing options including: independent living apartments for low-income seniors, moderately priced condominiums, affordable full-service communities for independent seniors and supportive living facilities.

DFSS implemented a program that assists seniors in accessing reliable, trustworthy contractors for home repairs. By partnering with a faith-based not-for-profit organization, DFSS created a referral service, which helps seniors choose a competent, reliable and affordable contractor to assist them with the upkeep of their home. Seniors are the target of numerous frauds and scams, many of which have involved the near loss of their home or the accumulation of an enormous debt.

Each year, DFSS responds to more than 30,000 requests for information on housing related issues. In addition, it provides direct emergency assistance in housing and relocation to more than 300 individuals each year. Assistance is provided to help older persons who are homeless or on the verge of homelessness to relocate or obtain more suitable housing. The service does not include direct financial assistance to individuals to obtain housing. Senior Services has also created a close relationship with the Cook County Sheriff's Office Eviction Division. As orders of possession are presented, landlords are asked if the tenants are seniors. Seniors are referred to DFSS Senior Services, and Senior Services works with them to find appropriate housing alternatives before the Sheriff executes the eviction. This process prevents seniors from literally being set out on the curb as a result of eviction.

In cooperation with the HED, DFSS provides an annually-updated senior housing resource guide containing information on more than 500 senior housing developments and long term care facilities.

DFSS partners with the National Council on Aging in the usage of their Benefits CheckUp software. Through this partnership, DFSS utilizes a comprehensive Web-based service to screen for benefits and services for seniors with limited income and resources. DFSS leads the nation in screening and enrolling seniors in benefit programs such as energy assistance and Medicare Part D. In 2010, the DFSS identified more than \$143M in benefits for 15,926 older Chicagoans.

Under the plan, the City aggressively pursues all available resources and work closely with public and private sector partners to create affordable condominium units, apartments and supportive living facilities in Chicago's neighborhoods. The plan identifies community areas with the greatest need for different types of senior housing, including: independent living apartments for low-income seniors, moderately priced condominiums, affordable full-service communities for independent seniors and supportive living facilities.

The HED, has developed a Grand Family Action Plan. This plan focuses on serving households headed by grandparents ages 62 and older, who are below the poverty level. The plan not only targets communities that have the largest concentrations of grandparents raising their grandchildren, but also identifies resources and housing which is specifically for this population group. The plan also recognizes the faith-based and not-for-profit organizations as partners in the development and operation of grand family housing.

C. LEAD-BASED PAINT STRATEGY

The City provides a comprehensive continuum of services for evaluating and addressing lead hazards. Chicago's strategy draws on the expertise of multiple City departments under the lead of the DPH, including HED, OBM, DOB, DFSS, Procurement Services, and DOL. The DPH prevents childhood lead poisoning by maximizing the amount of lead-safe housing units in the City. Services include conducting blood lead screening, medical treatment, case management, public education, environmental investigations, and qualified funding for lead abatement. The City also works closely with for-profit and not-for-profit developers to identify and remediate hazards in HUD-assisted housing.

STRATEGIC PLAN

Recognizing the importance of housing-based health hazards other than lead, the Childhood Lead Poisoning Prevention Program (CLPPP) is developing additional capacities to address these concerns. Such hazards include radon, mold, pests, carbon monoxide, environmental tobacco smoke, and others. At this time, the CLPPP has developed some educational materials for property owners and tenants, and has developed and using new questionnaires and other assessment tools for CLPPP's inspectors and case managers to identify these hazards. In the future, the CLPPP will identify additional resources and partners to begin to provide specific types of interventions to eliminate or mitigate these hazards.

HUD LEAD SAFE HOUSING REGULATION**(HUD Rule 24 CFR Part 35)**

All City departments receiving federal funding for housing are affected by this regulation. Those departments include: HED, DFSS, DPH, and the MOPD. Approximately 2,000 housing units received lead hazard control. The majority of affected housing units are funded through the HED. Department of Housing and Economic Development Programs affected include: SARS, EHAP, NHS Loan Programs, Low-Income Housing Trust Fund, and the Multi-Family Rehab Program. The City utilized contractors through a Request For Qualifications (RFQ) process to conduct environmental inspections of these units. Developers and contractors working on federally assisted rehabilitation projects with the City must have either been trained to perform Lead-Safe Work Practices or be an Illinois Licensed Lead Abatement Contractor and lead-dust clearance must be achieved. These new regulations may result in increased per unit costs for some rehabilitation projects.

The City benefits in the long-term by reducing costs for the treating of health problems of these children. HUD estimates the savings greatly outweigh the costs by avoiding the expense of medical treatment and special education, and reducing personal injury claims and associated court costs. Other benefits include improving children's stature and hearing, and reducing juvenile delinquency.

Chicago is strongly committed to the goals of these regulations, and the City dedicated resources to training, outreach and management initiatives that

enable full compliance with the standards. A citywide task force including the DPH, HED, DFSS, OBM and DOL was established to ensure compliance with the regulation.

DFSS, working with DPH, adheres to this new regulation for their affected programs. Procedures to implement, track and enforce the new regulation have been developed and staff trained. DFSS coordinates with DPH on the enforcement of this new regulation. DFSS works to identify funding sources for the upcoming year to ensure that all funded sites are in compliance. These shelters receive annual follow-up inspections.

The City ensures that workers performing paint stabilization are trained to properly perform such activities. DPH offers a weekly Lead-Paint Workshop, which addresses the safe work practices requirement of the rule for workers conducting paint stabilization.

CHICAGO LEAD-SAFE HOUSING INITIATIVE

The DPH received \$3.3 million annually to eliminate lead hazards in low-income housing and provide training and support to both parents and homeowners/landlords. The program will abate approximately 650 home or apartments in 26 targeted areas of the South and West sides. Smaller buildings, with three or fewer units, may qualify for up to 100% of the lead abatement costs to be covered by a grant, depending upon the owner's income and size of the building.

To recruit eligible owners for the program, program staff regularly conducts outreach through community health fairs, faith-based organizations, and Aldermen's offices. Announcements of grant availability are also regularly provided in newsletters provided to owners participating in the Housing Choice Voucher Program and through various landlord associations across the City. A large number of applicants are also recruited through families whose children have been identified with an elevated blood lead level.

The Chicago Lead Safe Housing Initiative Program partners with not-for-profit agencies to process grant applications and manage the loan process. Once owners are found to be qualified, lead inspectors from the program determine the scope of work necessary to mitigate lead hazards present at the property. Bids to complete the work

STRATEGIC PLAN

are taken from Licensed Lead Abatement Contractors. The work is monitored by a Program Inspector to ensure it is being performed correctly, and a final dust clearance exam is performed to verify standards have been met.

INTERDEPARTMENTAL COORDINATION

DPH screens children for elevated blood lead levels and conducts environmental inspections of housing units on a priority basis. Inspections are triggered by the identification of a child with an elevated blood lead level or by referral from other DOB inspectors that identify chipping or peeling paint at an address with young children. HED and DPH work together in coordinating the use of abatement funds and emergency rehabilitation funds to be most beneficial to the families served. The Law Department assists DPH in enforcing Chicago Municipal Code 7-4 on lead-bearing substances. The receivership program is used only in the most serious cases of lead poisoning or in cases where all other enforcement efforts have failed.

Integration of Lead Hazard Evaluation and Reduction Activities into Existing Housing Programs: For single-family rehabilitation programs, lead-based paint violations identified by the DPH are addressed in the scope of work and loan amount. For multi-family rehabilitation programs, the Chicago Building Code requires developers to include all necessary corrective action in the scope of work and budget. HED coordinates rehabilitation with energy conservation work overseen by DPH.

PUBLIC INFORMATION AND EDUCATION

DPH educators currently conduct in-services training on lead poisoning prevention at numerous parent groups, childcare programs and community agencies. The department led the training of City and delegate agency staff on lead-safe work practices and the federal requirements. Additional educational outreach is conducted through the media and screening program. In an effort to expand prevention activities, other community advocacy groups will be utilized to help identify contaminated buildings and set up tenant advisory sessions.

Once lead paint is identified in a unit, owners and tenants are notified about the risks and provided

with appropriate informational materials. DPH is targeting hardware store owners and employees to encourage them to provide appropriate advice on lead-safe work practices to small contractors and remodelers who frequent their stores. DPH also offers its weekly Homeowner LBP Workshop which enables some landlords/homeowners to remediate some of the lead hazards themselves and saves them money from having to hire a lead abatement contractor.

D. FAIR HOUSING PLAN

The City of Chicago is strongly committed to the goal of fair housing for all residents. The City's Fair Housing Plan ensures that Chicagoans are aware and informed on how the City combats these problems and ensures fair housing. The Plan identifies the following impediments to fair housing: availability of affordable and suitable housing, discrimination in housing, gentrification, foreclosures, unfair lending practices and lack of fair housing knowledge.

The sister agency and departments involved in the City's Fair Housing Plan include the Chicago Commission on Human Relations, CHA, DFSS, HED, MOPD, and OBM. The following describes the City's efforts to continue to overcome these impediments of fair housing to ensure fair housing for all of Chicago's residents:

1. AVAILABILITY OF AFFORDABLE AND SUITABLE HOUSING**Decreasing Affordability**

The gap between supply and demand for rental housing in Chicago continues to pose problems for many Chicagoans, particularly low-income families and persons with disabilities. Although the City and its delegate agencies administer a variety of affordable housing programs, getting the information to those who need the assistance can be difficult.

Nevertheless, the City is committed to increasing affordable housing for all residents through the following methods:

- With assistance from the state, HED continues to support and expand the Low-Income Housing Trust Fund. This will

STRATEGIC PLAN

enable the Trust Fund to reduce rents for approximately 3,000 very low-income residents through the Rental Subsidy Program.

The CHA will continue with its commitment to provide accessible units throughout its Public Housing stock and within its Housing Choice Voucher Program.

- Ensure compliance with applicable Federal, state, and local accessibility codes and provide fully accessible and adaptable units in a proportional mixture of market rate, affordable and public housing.
- Extend contractual relationship with local disability advocacy agency, Access Living, to administer the CHA's Modification Fund that enables participants in the HCVP to modify units with necessary accessibility features, including ramps, grab bars, etc.

2. DISCRIMINATION IN HOUSING

Fair housing deals with many issues beyond affordability. Residential segregation continues to be a concern for the City of Chicago despite years of efforts to make fair housing a reality citywide. Unfortunately, many real estate agents, landlords, and management companies lack an understanding of the Chicago Fair Housing Ordinance (CFHO)¹, and others who continue to discriminate against individuals and families based on classifications prohibited by the CFHO and other applicable fair housing legislation. Since a comprehensive update of the City's Human Rights and Fair Housing Ordinances in 1990, the City of Chicago's Commission on Human Relations has enforced these two ordinances by providing a neutral forum for the investigation and adjudication of discrimination complaints filed under the ordinances.

- The strength of the CFHO itself, along with the high quality of investigation and adjudication which is conducted through the Commission, has been an important resource for fair housing enforcement in the City. The Commission has made tremendous progress over the last several years toward eliminating a backlog of incomplete investigations and establishing more efficient procedures to move cases to conclusion. The unit strives to complete at least as many cases each year as the number of new complaints filed. It seeks to complete 50% of its complaint investigations within 180 days and 90% within twelve months. This allows complaints to proceed quickly to the administrative hearing stage when warranted, while maintaining high standards for thorough investigation and legally sound decisions. However, continued emphasis on educating the public about the CFHO, both to prevent discrimination and to ensure that those who may experience discrimination know of the remedies available, is essential. Therefore, the City is committed to continue to enforce the CFHO as well as to inform City residents and housing providers about the CFHO through the following methods:

- The Commission on Human Relations will expand community outreach throughout the City, which will include fair housing presentations community groups and the real estate industry.
- The Human Rights Compliance Unit of the Commission on Human Relations will receive, investigate, and adjudicate approximately 70 housing discrimination complaints annually.
- The Commission on Human Relations will continue to make copies of the CFHO, its regulations, and information about complaint filing and adjudication procedures available

¹ The Chicago Fair Housing Ordinance has broad coverage; it prohibits discrimination based on race, color, national origin, ancestry, religion, sex, age, disability, marital status, parental status, sexual orientation, gender identity, military discharge status, and source of income which includes use of a Housing Choice Voucher to obtain housing. Cook County's fair housing ordinance covers these classifications as well as housing status. State and federal fair housing laws cover some but not all of these classifications. Other aspects of coverage vary among the fair housing laws which apply to housing within the City. For example, the CFHO covers all rental housing without limitation as to the number of units or owner occupancy.

STRATEGIC PLAN

to the public upon request and through the City of Chicago web site. Materials will also be available in additional languages.

- The Commission on Human Relations will make information about its recent legal rulings available online and through the media to further educate the public about the fair housing laws.

Addressing discrimination and expanding housing choice for public housing residents and HCV participants:

- The CHA worked with the Chicago Lawyer's Committee for Civil Rights Under Law (CLCCRUL) to conduct a fair housing testing program designed to identify discrimination at CHA's senior housing and throughout the city among private landlords and landlords currently contracting with the CHA.
- The CHA also conducted a survey of public housing residents living in traditional and mixed income developments and HCV participants regarding their knowledge of fair housing/discrimination and barriers to housing choice.
- The CHA is developing an Analysis of Impediments to Fair Housing to be released in late 2012.
- The CHA works with the Chicago Commission on Human Relations (CCHR) regarding Source of Income discrimination and developing procedures to better serve HCV participants searching for housing in the City of Chicago.
- The CHA also works with CCHR to support HCV participants who experience hate crimes. CCHR works to promote intergroup understanding between community residents and HCV participants.
- The CHA has trained all Private Property Management staff at senior and family developments on fair housing- including reasonable accommodations and Limited English Proficiency.

- The CHA plans to expand training to the HCV contractors, landlords and participants, as well as project based voucher providers.

Non-Accessible Housing

The lack of information regarding rights under the law, extremely limited supply of available rental units, and the high demand for affordable housing that is accessible, resulted in hundreds of individuals with disabilities being relegated to extensive waiting lists with scarce hope of obtaining housing within a reasonable time period. To combat this problem, the City developed procedures that require review and approval of plans by MOPD as part of the permit issuance process for housing in Chicago. MOPD also implemented the Home Mod program which allows people with disabilities to receive a grant for a maximum of \$10,000 in order to receive home modifications which will make their living environment accessible. The City is therefore committed to continue enforcing the provisions of the Chicago Fair Housing Ordinance prohibiting discrimination in housing on the basis of disability through the following methods:

- The Commission on Human Relations will continue to receive, investigate, and adjudicate disability discrimination complaints filed under the Chicago Fair Housing Ordinance based on lack of accessibility, failure to provide reasonable accommodation, or other prohibited housing practices related to disability.
- HED's Small Accessible Repairs for Seniors (SARS) f/k/a H-RAIL (Home Repairs for Accessible and Independent Living) program pays for accessibility improvements to help elderly homeowners remain in their homes.
- The CHA is committed to providing accessible units in its redeveloped and rehabilitated developments.
- The CHA contracted with Access Living to provide assistance in locating accessible units and to administer the Access Loan Fund, which enables landlords to receive assistance in modifying units for a voucher holder with accessibility needs.

STRATEGIC PLAN

Ending the Isolation of Public Housing Residents

In order to end the isolation of public housing residents from the greater community, CHA has taken steps to provide better access to City services by working with DFSS and other City agencies. The City remains committed to promoting the integration of public housing residents into the community in the following ways:

- Provide direct services to public housing families.
- Continue to recruit residents to participate in City programs.
- Continue informational seminars given by MOPD that create awareness regarding discrimination based on the isolation of public housing residents.
- Ensure accessible, visitable and adaptable units requirements in the appropriate proportion mix of market rate, affordable, and CHA public housing units through the redevelopment process in mixed-income developments.
- Implement redevelopment plans to include public housing, affordable and market rate units in new and existing communities.

3. GENTRIFICATION

As gentrification and related forces raise housing costs and reduce the availability of rental housing, concern also arises about negative impacts on fair housing goals. Condominium conversions, and new

construction projects favoring ownership over rental all reduce options in City neighborhoods for those at the lower end of the economic scale. These trends can negatively affect minorities, seniors, persons with disabilities, and single parent households. The result is potential or actual reduction of diversity in impacted neighborhoods, along with concentration and segregation of persons in protected classifications within poorer neighborhoods. In order to reduce community tensions which may be exacerbated by race, class, and ethnic differences, the City is addressing these concerns in several ways:

- Under the Chicago Partnership for Affordable Neighborhoods (CPAN), HED provides affordable units in market-rate developments through developer write-downs and purchase price assistance to buyers. Since 2002, CPAN has gained commitments for 660 affordable home ownership units in appreciating neighborhoods.
- Ensure production of affordable units in regentifying areas through continued implementation of the new Affordable Requirements Ordinance. Under the ordinance, at least 10% of the units in developments of 10 or more units are required to be affordable if the City provides land at a discount, and 20% of the units must be affordable if the City provides other forms of financial assistance.
- CCHR works to prevent and alleviate intergroup tensions in gentrifying communities by bringing together key stakeholders and leaders to encourage dialogue, safely discuss concerns, and develop community-based solutions to problems.

STRATEGIC PLAN

4. FORECLOSURES AND UNFAIR LENDING PRACTICES

In an effort to prevent foreclosure for Chicago homeowners and mitigate the impact of foreclosure on neighborhoods, the City of Chicago has launched the following initiatives:

- **Home Ownership Preservation Initiative (HOPI)**

Since 2003, the City has worked with Neighborhood Housing Services of Chicago (NHS), 22 lending institutions, and the Federal Reserve Bank of Chicago to combat foreclosures through the Home Ownership Preservation Initiative. Since then, the program has prevented 1,776 foreclosures and reclaimed 483 vacant, troubled buildings. HOPI was the first partnership of its kind in the nation and has served as a national model for foreclosure prevention initiatives.

- **311 Campaign**

Any Chicago resident who is having trouble paying their mortgage can be immediately connected to a financial counselor simply by calling 311, the City's non-emergency number. The City launched an advertising campaign to let people know where to go for help. The campaign has dramatically increased call volume.

- **Borrower Outreach Days**

A series of local Borrower Outreach Days are held at Park District facilities in and around communities hardest hit by foreclosure. In an effort to reach as many as possible who need help, and give them the personalized attention they need to get their mortgage back on track, the events offered one-on-one loan work-out sessions with counselors and lenders, access to free legal assistance, and information about the City's financial literacy programs. The City assisted more than 3,000 homeowners through these events. Moving forward, access to foreclosure prevention services will be incorporated into the Department of Housing and Economic Development's Home Expo events. In a program directly supported by

federal ARRA funding, HED partnered with NHS of Chicago in a series of "Fix Your Mortgage" events to put homeowners in contact with the necessary resources to stay in their homes.

- **Early Warning Program**

The City sends out foreclosure prevention information to homeowners within days of the foreclosure process being initiated in the Circuit Court, giving home owners more time to work out solutions, and hopefully, keep their homes.

- **Support of Home Ownership/Foreclosure Prevention Counseling**

The City supports eight HUD-certified counseling agencies that provide home ownership counseling (including foreclosure prevention counseling) to Chicago residents, spending approximately \$510,000 annually for these services. The City also leveraged private resources to substantially increase the number of credit counselors available to support, educate and assist homeowners over the next two years. The funding will increase foreclosure counseling capacity in Chicago by approximately 40%.

- Working with the Lending and Investment Community to Keep Chicagoans in their Homes: The City continues to meet with lenders, servicers, and investors who represent the most active foreclosing institutions in the Chicago area to refine solutions to reach borrowers and keep people in their homes. The goal is to challenge attendees to step up current efforts to prevent foreclosures and emerge with concrete solutions for Chicago.

5. LACK OF FAIR HOUSING KNOWLEDGE

Members of the protected classes and the broader community need to be informed continually about fair housing laws and regulations. Residential property owners, property managers, realtors, developers, architects and providers of affordable housing need to know their legal responsibilities regarding fair

STRATEGIC PLAN

housing requirements for reasonable accommodations. Strategies to increase fair housing awareness include:

- Expand ongoing community outreach through workshops, housing fairs, seminars and literature distribution through collaboration with community based organizations.
- Access to fair housing information through increased use of the internet.
- Funding to delegate agencies to educate both consumers and providers of fair housing laws.
- Availability of fair housing information in multiple languages.

E. INSTITUTIONAL STRUCTURE AND COORDINATION

The plans and strategies of this Action Plan and the Five-Year Consolidated Plan are important and challenging. It is only through the commitment, resources, and talent of a vast array of partners—the public sector, the private market, and the not-for-profit community—that Chicago has the confidence to set and meet these goals to address community needs. Working with these partners, the City of Chicago has developed an institutional structure to enhance the coordination between public and private housing, health and social service agencies, and to encourage public housing residents to become more involved in management and participate in home ownership.

Providing the full range of needed services for homeless and low-income populations requires intense cooperation among public, private, and not-for-profit agencies, along with the effective leveraging of limited resources. The City of Chicago is proactive in this area and has built strong partnerships both interdepartmentally and intergovernmentally, as well as with numerous organizations in the other sectors.

Some examples of the various partnerships are highlighted below. The first section discusses the strengths of the existing structure and coordination efforts. The second section addresses the barriers that the various departments and groups face and describe the efforts taken to overcome these barriers.

1. STRENGTHS OF INSTITUTIONAL STRUCTURE AND COORDINATION

The following describes City departments' efforts toward strengthening Institutional Structure and Coordination:

Particularly in regard to the provision of human services, there is a great degree of public and private cooperation in Chicago, essential in order to serve the varied needs of the City's low-income population. DFSS has formed and participates in numerous partnerships to provide comprehensive services to families who have multiple problems requiring services from more than one agency, and to allow DFSS and other organizations to maximize resources and avoid unnecessary duplication of services. DFSS staff members serve on many advisory councils and boards where information about social services is discussed. For example, DFSS has membership on the Chicago Low-Income Housing Trust Fund, Illinois Ventures in Community Action, the Chicago Workforce Board, the Domestic Violence Advisory Coordinating Council, and Prevent Child Abuse America. DFSS also works in concert with the Red Cross in times of emergency disasters.

The success of HED is due to the relationships and partnerships formed over many years in the field of affordable housing. Chicago is fortunate to have a network of private and not-for-profit developers. Many of these are community-based, knowledgeable regarding local market trends and conditions, sophisticated in their operations and have sufficient capacity to provide for the construction and rehabilitation of thousands of units of affordable housing each year. HED works to maximize the effectiveness of these relationships through initiatives such as the Neighborhood Lending Program (NLP) and the Troubled Buildings Initiative (TBI). Through NLP, the Department is partnering with NHS of Chicago to leverage some \$30 million annually in private lending capital to preserve and expand home ownership opportunities for working families. Under TBI, HED works with NHS and the Community Investment Corporation to preserve deteriorated or abandoned buildings as affordable housing.

HED's housing production initiatives, whether new construction or rehabilitation, require multiple layers of government working together. Strong relationships

STRATEGIC PLAN

exist between HED and other City departments—including Law, Construction and Permits, Budget and Management, Environment, Family and Support Services, Disabilities, and Public Health—to identify and coordinate these resources.

DFSS established a task force consisting of representatives from the City services departments, emergency response units of the police and fire departments, public utilities, the U.S. Postal Service, community organizations and faith based organizations to increase the awareness of isolated and at risk seniors. More than 27,000 field representatives and customer service staffs of public agencies and public utilities have been trained to help identify isolated seniors and seniors in crisis so they may be referred for intervention services through a comprehensive network that will link them to neighborhood based support.

DFSS is designated the Regional Administrative Agency for the Illinois Department on Aging's (IDOA) Elder Abuse and Neglect Program. In this capacity, DFSS oversees and provides technical support to the five agencies selected to investigate allegations of elder abuse and to provide community education and support services to victims and their families. This administrative responsibility enables DFSS to coordinate services more effectively with criminal justice agencies and other service providers.

DFSS, in cooperation with the Cook County Domestic Violence Court provides special court advocacy and case management services to elderly victims of domestic violence seeking orders of protection against their abusers. Space is provided in the courthouse for the service which will be designated as the Mayor's Senior Advocacy Center.

DFSS established a task force consisting of representatives from the City services departments, emergency response units of the police and fire departments, public utilities, the US Postal Services, community- and faith-based organizations to increase the awareness of isolated and at risk seniors. More than 27,000 field representatives and customer service staff of public agencies and public utilities have been trained to help identify isolated seniors. Teams of

professionals respond to referrals for well-being checks of at risk and self-neglected elderly. A comprehensive assessment including medical, social and risk/safety evaluation is preformed, and when necessary, the senior is removed from the immediate danger. Seniors are then referred to appropriate agencies, programs or services for follow-up and continued assistance. Senior Services monitors subsequent plans of care to ensure appropriate service delivery.

It was apparent by 2010 that CDBG programs were needed to complement the work performed by DFSS staff. A service gap existed in Case Advocacy and Support for at risk, self-neglect, in crisis seniors falling through the cracks in between entitlement programs.

Our Case Advocacy and Support team responds to over 1,300 calls annually. Their role is to assess and triage the senior and the situation. Following the team's visit, recommendations regarding additional steps needed to ensure the at risk, self-neglecting senior's safety are made. Often this results in referrals for services such as home delivered meals home care aide, case management, legal services, housing relocation, counseling or heavy duty chores.

Due to complex issues which created the original situation being at risk or considered self-neglecting, these seniors often refuse any assistance or services. Traditional service providers are not able to provide intense casework to address the multiple concerns and the client may be left in the same situation they were in prior to our involvement. DFSS designed a program of Intensive Case Advocacy and Support Assistance (ICAS) provided by local agencies. The agencies are given a referral, detailed history and information about the self-neglected, at risk senior as well as specific goals to be accomplished through their interventions. These goals include multiple visits to establish a relationship and develop trust and rapport, education about available programs and services that meet the senior's needs, encouragement to accept assistance and emotional support. ICAS attempts to bridge the gap between the service providers/case coordinators and the senior so that services may be put in place. Follow-up visits ensure that services remain in place, reducing recidivism.

STRATEGIC PLAN

ICAS agencies are to provide a menu of additional services to benefit the older adults, including translation services, cultural competency, knowledge of housing issues/home repairs/housing alternatives, court advocacy, money management, medication monitoring, mental health counseling, domestic violence counseling and transportation assistance. Clients are matched with the appropriate ICAS agency based on the menu of services and expertise that would best meet their needs.

2. BARRIERS TO INSTITUTIONAL STRUCTURE AND COORDINATION AND EFFORTS TO OVERCOME THESE BARRIERS

HED is utilizing funds from a court settlement to provide rehabilitation options that will lower the cost of utilities through conservation. Homes already receiving assistance through a HED program will also receive additional repairs, insulation, and energy efficient appliances in order to reduce energy consumption by up to 30%. These savings translate into real dollars for low-income families. Many of these households are elderly. HED provides funding for community-based not-for-profit housing agencies to provide home ownership and reverse-mortgage counseling. HED staff not only markets City programs, but also provides information and markets the numerous senior tax relief initiatives. The DFSS and HED work together to promote a continuum-of-care approach to senior housing.

In addition, the City has implemented new initiatives in the following areas:

- With the MacArthur Foundation, the Urban Land Institute and other public, private and not-for-profit organizations the City formed the Preservation Compact, which will pool money and expertise towards the goal of preserving 75,000 affordable apartments in Chicago and Cook County by 2020.
- Expanding the Affordable Requirements Ordinance, which requires the provision of affordable units in City-assisted projects, by broadening the definition of City assistance to include all sales of City land, any zoning

change that increases project density, and all planned developments.

Minority Lending

Recent lending data shows that the number of mortgage loans made to minorities continues to be lower than the number to whites. Loan applications denied are proportionately higher for minorities, thereby limiting housing choices for them. The problem is exacerbated due to a lack of financial institutions in lower-income communities and insufficient resources and homeowner savings for down payment and closing costs needed to purchase a home. To help address this problem, the City has worked to expand home ownership programs to populations that have not been adequately served by the private lending market. One example of such an initiative is Choose to Own, a program that helps qualifying CHA residents become homeowners. Under this program, HED has provided HOME/ADDI funds for down payment assistance to bridge the gap between the buyer's approved mortgage amount and the actual sales price.

Down Payment Assistance

For many potential homebuyers, the ability to save for a down payment and meet underwriting criteria by various lending institutions is a seemingly insurmountable barrier. The City developed a number of programmatic initiatives with a wide array of funding sources to enable families bridge this gap and realize their dream of home ownership.

The Tax Smart Mortgage Program is a Federal Income Tax Credit Program for first-time homebuyers or buyers of homes in target areas. The program allows those who meet income, purchase price and other requirements to receive a credit against their federal income tax liability. The amount of the tax credit is equal to 20% of the mortgage interest paid and the credit can be claimed each year the mortgage loan is paid and the home is the participant's primary residence.

During 2012 the City will:

- Administer the Mortgage Credit Certificate

STRATEGIC PLAN

- Pro-gram and ensure continued funding.
- Develop potential funding sources such as the Federal Home Loan Bank to provide funds for down payment and closing cost assistance.
- Explore alternative approaches such as tax increment financing to support down payment and closing cost assistance as well as other homebuyer activities.
- Work with organizations such as the Metropolitan Planning Council to link City home purchase initiatives with employer-assisted housing programs.

2012 BUDGET ACTION PLAN

2012 ACTION PLAN STRATEGY TABLE

Program Name	Action Plan Title	Dept.	Priority Need Category	Specific Obj. #	Description	Objective Categ.	Outcome Categ.	Location	HUD Matrix Code	CDBG \$	ESG \$	HOME \$	HOPWA \$	TOTAL CDBG Formula \$	Prior Formula \$	Other \$	TOTAL \$	CDBG Cit. CFR	24 CDBG Natl Obj.	Type of Recipient	Performance Indicator	Annual Units	Units upon completion of Annual Program	Start Date	End Date	Primary Purpose	
SECTION 108 REPAYMENT																											
Section 108 Debt Service	Section 108 Debt Service	OBM	Other	4.1	Planning and administration	NA	NA	Community-wide	19F	\$2,251,998	\$0	\$0	\$0	\$2,251,998	\$0	\$0	\$2,251,998	570.205 / 206	NA	Local jurisdiction (City)	NA	NA	NA	1/1/12	12/31/12	Planning & Administration	
Section 108 Repayment Subtotal										\$2,251,998				\$2,251,998			\$2,251,998										
CODE ENFORCEMENT																											
Code Enforcement	Code Enforcement	DOB	Other	SL3.1	Targeted code enforcement in Low/ Mod areas to complement other efforts to arrest decline.	Suitable Lvg Environ	Sustainability	Community-wide	15	\$3,207,813	\$0	\$0	\$0	\$3,207,813	\$0	\$0	\$3,207,813	570.208(a)(1)	LMA	Local jurisdiction (City)	units	20,000	20,000	1/1/12	12/31/12	Preserve affordable housing through code enforcement	
Code Enforcement/Troubled Buildings	Troubled Buildings	DOB	Other	SL1.1	Inspect vacant and abandoned buildings to identify the amount of depreciation to correct building code violations when possible and pursue demolition authority thru Circuit Court for those buildings that are severely dilapidated and an imminent hazard to the community.	Suitable Lvg Environ	Availability/ Accessibility	Community-wide	15	\$3,627,865	\$0	\$0	\$0	\$3,627,865	\$0	\$0	\$3,627,865	570.202(a-b) & 570.201(d)	SBA	Local jurisdiction (City)	units	5,000	5,000	1/1/12	12/31/12	Preserve affordable housing; clearance	
																					units	3,000	3,000	1/1/12	12/31/12		
Code Enforcement	Code Enforcement	Law	Other	SL1.1	Supports Code Enforcement & Troubled Bldgs, DOB	Suitable Lvg Environ	Availability/ Accessibility	Community-wide	15	\$1,783,585	\$0	\$0	\$0	\$1,783,585	\$0	\$0	\$1,783,585	570.208(a)(1)	SBA	Local jurisdiction (City)	NA	NA	NA	1/1/12	12/31/12	Preserve affordable housing	
Code Enforcement Subtotal										\$8,619,263				\$8,619,263			\$8,619,263										
COMMUNITY DEVELOPMENT																											
Rehab: Multi Unit Residences	Developer Services	HED	Rental Hsg	DH2.1	Allocate funds to developers to increase the amount of affordable housing included in their projects.	Decent Hsg	Affordability	Community-wide	14B	\$2,231,024	\$0	\$0	\$0	\$2,231,024	\$0	\$0	\$2,231,024	570.201(m)	LMH	Local jurisdiction (City) & not-for-profits	units	96	96	1/1/12	12/31/12	Provide affordable housing	
Rehab: Multi Unit Res/Heating Repair	Housing Preservation (Heat Receivership Program)	HED	Rental Hsg	DH1.2	Emergency payment for repair of heating units, thru court receiver, to avoid foreclosure or eviction.	Decent Hsg	Availability/ Accessibility	Community-wide	14A	\$1,300,000	\$0	\$0	\$0	\$1,300,000	\$0	\$0	\$1,300,000	570.202(b)	LMH	Local jurisdiction (City)	units	800	800	1/1/12	12/31/12	Prevent homelessness	
Rehab: Multi Unit Res/Troubled Bldgs	Housing Preservation (Endangered Five or more Rental Housing)	HED	Rental Hsg	SL1.2	Operation and/or repair of abandoned multi-family properties by court-ordered receiver.	Suitable Lvg Environ	Availability/ Accessibility	Community-wide	14B	\$2,000,000	\$0	\$0	\$0	\$2,000,000	\$0	\$0	\$2,000,000	570.202(a-b)	SBS	Local jurisdiction (City)	units	900	900	1/1/12	12/31/12	Preserve affordable housing	
Rehab: Single Unit Res/Troubled Bldgs	Housing Preservation (Endangered Two to Four Housing Units)	HED	Rental Hsg	SL1.3	Preservation of abandoned properties by designating receivers to take over troubled properties; provide financing to help new owners w. acquisition & rehab.	Suitable Lvg Environ	Availability/ Accessibility	Community-wide	14A	\$2,000,000	\$0	\$0	\$0	\$2,000,000	\$0	\$0	\$2,000,000	570.202(a-b)	LMH	Local jurisdiction (City)	units	110	110	1/1/12	12/31/12	Preserve affordable housing	
Rehab: Single Unit Res/Emergency Repair	Emergency Housing Assistance Program	HED	Owner Occ Hsg	DH1.3	Forgivable loans to low-income owner-occupants of 1-4 unit properties, for emergency repairs and to correct hazardous conditions.	Decent Hsg	Availability/ Accessibility	Community-wide	14A	\$6,900,000	\$0	\$0	\$0	\$6,900,000	\$0	\$0	\$6,900,000	570.202(b)	LMH	Local jurisdiction (City)	units	890	890	1/1/12	12/31/12	Preserve affordable housing	
Rehab: Single Unit Res/Emergency Repair Admin	Emergency Housing Assistance Program	HED	Owner Occ Hsg	DH1.3	Forgivable loans to low-income owner-occupants of 1-4 unit properties, for emergency repairs and to correct hazardous conditions.	Decent Hsg	Availability/ Accessibility	Community-wide	14H	\$927,370	\$0	\$0	\$0	\$927,370	\$0	\$0	\$927,370	570.205/206	LMH	Local jurisdiction (City)	units	NA	NA	1/1/12	12/31/12	Preserve affordable housing	
Rehab: Single Unit Res/Small Accessible Repairs Seniors	Small Accessible Repairs for Seniors	HED	Non-homeless Special Needs	DH1.4	Minor rehab and install enabling devices in housing for income-eligible seniors.	Decent Hsg	Availability/ Accessibility	Community-wide	14A	\$1,809,400	\$0	\$0	\$0	\$1,809,400	\$0	\$0	\$1,809,400	570.202	LMH	Local jurisdiction (City) & not-for-profits	units	525	525	1/1/12	12/31/12	Help low/mod seniors	
Rehab: Single/Multi Res Properties Admin	Construction, Monitoring and Compliance	HED	Owner Occ Hsg/Rental Hsg	SL3.3	Support monitoring of construction for federal compliance.	Decent Hsg	Availability/ Accessibility	Community-wide	14H	\$1,469,533	\$0	\$0	\$0	\$1,469,533	\$0	\$0	\$1,469,533	570.205/206	LMH	Local jurisdiction (City)	units	NA	NA	1/1/12	12/31/12	Provide affordable housing	
Rehab/Acquisition: Neighborhood Lending	Neighborhood Lending Program	HED	Owner Occ Hsg	DH1.5	Financial assistance to income eligible buyers with home purchases, rehab and preservation.	Decent Hsg	Availability/ Accessibility	Community-wide	14G	\$3,600,000	\$0	\$0	\$0	\$3,600,000	\$0	\$0	\$3,600,000	570.201(n) & 570.202(b)	LMH	Local jurisdiction (City)	units	325	325	1/1/12	12/31/12	Expand and preserve affordable housing	
Rehab: Single Unit Res/Accessibility Repairs	Home Mod	MOPD	Non-homeless Spec'l Needs	DH1.6	Funds will be used for accessibility modifications to housing for non-seniors with disabilities.	Decent Hsg	Availability/ Accessibility	Community-wide	14A	\$541,291	\$0	\$0	\$0	\$541,291	\$0	\$0	\$541,291	570.202(b)(ii)	LMH	Local jurisdiction (City) & not-for-profits	units	33	33	1/1/12	12/31/12	Help persons w. disabilities	
Community Development Subtotal										\$22,778,618				\$22,778,618			\$22,778,618										
PUBLIC SERVICES																											
Housing Counseling	Housing Services Technical Assistance	HED	Public Services	DH1.7	Assistance to homeowners and tenants.	Decent Hsg	Availability/ Accessibility	Community-wide	05U	\$1,119,338	\$0	\$0	\$0	\$1,119,338	\$0	\$0	\$1,119,338	570.201(e)	LMA	Local jurisdiction (City) & not-for-profits	people	18,000	18,000	1/1/12	12/31/12	Expand and preserve affordable housing	
Housing Counseling	Home Ownership Center	HED	Public Services	DH2.2	Prepurchase counseling for homebuyers and foreclosure prevention counseling in L/M income communities.	Decent Hsg	Affordability	Community-wide	05U	\$814,546	\$0	\$0	\$0	\$814,546	\$0	\$0	\$814,546	570.201(k)	LMC	Local jurisdiction (City)	people	NA	NA	1/1/12	12/31/12	Home ownership	
Housing Counseling	Home Ownership Counseling Services	HED	Public Services	DH2.3	Financial counseling to qualify for mortgages and avoid foreclosures in L/M income communities.	Decent Hsg	Affordability	Community-wide	05U	\$445,000	\$0	\$0	\$0	\$445,000	\$0	\$0	\$445,000	570.201(k)	LMC	Local jurisdiction (City) & not-for-profits	people	6,500	6,500	1/1/12	12/31/12	Home ownership	

2012 BUDGET ACTION PLAN

2012 ACTION PLAN STRATEGY TABLE

Program Name	Action Plan Title	Dept.	Priority Need Category	Specific Obj. #	Description	Objective Categ.	Outcome Categ.	Location	HUD Matrix Code	CDBG \$	ESG \$	HOME \$	HOPWA \$	TOTAL CDBG Formula \$	Prior Formula \$	Other \$	TOTAL \$	CDBG Cit. CFR	24 CDBG Natl Obj.	Type of Recipient	Performance Indicator	Annual Units	Units upon completion of Annual Program	Start Date	End Date	Primary Purpose
Children and Families at Risk for Abuse and Neglect	Family Violence Prevention Initiative	DPH	Public Services	SL3.4	Prevent family violence through school-based violence and substance abuse prevention programming for youth and parenting education programming for adults.	Suitable Lvg Environ	Sustainability	Community-wide	05N	\$276,373	\$0	\$0	\$0	\$276,373	\$0	\$0	\$276,373	570.201(e)	LMC	Local jurisdiction (City) & not-for-profits	people	1,480	1,480	1/1/12	12/31/12	Reduce the risk of violence
Health Services	Uptown Neighborhood Health Center	DPH	Public Services	SL3.5	Comprehensive health services and education for L/M income persons.	Suitable Lvg Environ	Sustainability	Community-wide	05M	\$1,442,985	\$0	\$0	\$0	\$1,442,985	\$0	\$0	\$1,442,985	570.201(e)	LMC	Local jurisdiction (City)	people	2,800	2,800	1/1/12	12/31/12	Provide comprehensive health services and information
Health Services/Mental Health Clinics	Mental Health Clinics	DPH	Public Services	SL1.4	Provide mental health services to adults with severe mental illness.	Suitable Lvg Environ	Availability/Accessibility	Community-wide	05O	\$3,119,192	\$0	\$0	\$0	\$3,119,192	\$0	\$0	\$3,119,192	570.201(e)	LMC	Local jurisdiction (City)	people	4,000	4,000	1/1/12	12/31/12	Provide comprehensive mental health services
Health Services/High Risk	HIV/AIDS Prevention Program-High Risk Primary Health Care	DPH	Non-homeless Special Needs	SL1.5	Provide prevention services for homeless and other high-risk populations including youth, elderly, Blacks and pregnant women.	Suitable Lvg Environ	Availability/Accessibility	Community-wide	05M	\$385,000	\$0	\$0	\$0	\$385,000	\$0	\$0	\$385,000	570.201(e)	LMC	Local jurisdiction (City) & not-for-profits	people	59,184	59,184	1/1/12	12/31/12	Provide primary health care to high risk populations
Health Services/High Risk	HIV/AIDS Housing Program-High Risk Primary Health Care	DPH	Non-homeless Special Needs	SL1.5	Provide residential housing and housing information services for people living with HIV/AIDS in danger of becoming homeless.	Suitable Lvg Environ	Availability/Accessibility	Community-wide	05M	\$315,296	\$0	\$0	\$0	\$315,296	\$0	\$0	\$315,296	570.201(e)	LMC	Local jurisdiction (City) & not-for-profits	people	45	45	1/1/12	12/31/12	Provide housing for high risk populations
Health Services/Homeless	Primary Health Care Homeless	DPH	Public Services	SL1.6	Agencies provide primary healthcare, education, social services and advocacy to persons and families impacted by homelessness.	Suitable Lvg Environ	Availability/Accessibility	Community-wide	05M	\$96,858	\$0	\$0	\$0	\$96,858	\$0	\$0	\$96,858	570.201(e)	LMC	Local jurisdiction (City)	people	600	600	1/1/12	12/31/12	Provide primary health care to the homeless
Lead Poisoning Prevention	Lead Poisoning Prevention	DPH	Public Services	DH3.1	Prevent lead poisoning in L/M income families, through screening, medical case management and treatment, environmental testing and abatement, education and information dissemination.	Decent Hsg	Sustainability	Community-wide	05P	\$3,014,545	\$0	\$0	\$0	\$3,014,545	\$0	\$0	\$3,014,545	570.202(f)	LMC	Local jurisdiction (City)	people	5,000	5,000	1/1/12	12/31/12	Lead poisoning prevention and treatment
Youth Services	Youth Services	DFSS	Public Services	SL1.7	Funds will be used to provide programs for low-income youth: out-of-school, mentoring, homeless, and counseling.	Suitable Lvg Environ	Availability/Accessibility	Community-wide	05D	\$6,982,359	\$0	\$0	\$0	\$6,982,359	\$0	\$0	\$6,982,359	570.201(e)	LMC	Local jurisdiction (City) & not-for-profits	people	17,800	17,800	1/1/12	12/31/12	Help develop youth
Battered and Abused Spouses	Domestic Violence (FVP)	DFSS	Non-homeless Special Needs	SL1.8	Funds will be used to provide case management, counseling, court advocacy, legal and supervised child visitation centers services to survivors of domestic violence.	Suitable Lvg Environ	Availability/Accessibility	Community-wide	05G	\$1,330,544	\$0	\$0	\$0	\$1,330,544	\$0	\$0	\$1,330,544	570.201(e)	LMC	Local jurisdiction (City) & not-for-profits	people	5,275	5,275	1/1/12	12/31/12	Address human needs
Battered and Abused Spouses	Support Services for Economic Stability	DFSS	Non-homeless Special Needs	EO1.2	Funds will be used to provide financial literacy and career services	Economic Opportunity	Availability/Accessibility	Community-wide	05G	\$169,800	\$0	\$0	\$0	\$169,800	\$0	\$0	\$169,800	570.201(e)	LMC	Local jurisdiction (City) & not-for-profits	people	360	360	1/1/12	12/31/12	Address human needs
Human Services	Emergency Food Box Program	DFSS	Public Services	SL1.9	Funds will be used to provide emergency food boxes and infant formula for those in need.	Suitable Lvg Environ	Availability/Accessibility	Community-wide	05W	\$668,571	\$0	\$0	\$0	\$668,571	\$0	\$0	\$668,571	570.201(e)	LMC	Local jurisdiction (City) & not-for-profits	people	12,900	12,900	1/1/12	12/31/12	Address human needs
Senior Services	Intensive Case Advocacy and Support Assistance	DFSS	Non-homeless Special Needs	SL1.12	Funds will be used to provide in home intensive case advocacy and support to identified at-risk, neglected seniors.	Suitable Lvg Environ	Availability/Accessibility	Community-wide	05A	\$503,116	\$0	\$0	\$0	\$503,116	\$0	\$0	\$503,116	570.201(e)	LMC	Local jurisdiction (City) & not-for-profits	people	9,218	9,218	1/1/12	12/31/12	Address human needs
Human Services	Food Supply Homeless Shelter	DFSS	Public Services	SL1.9	Funds will be used to provide food to homeless shelters.	Suitable Lvg Environ	Availability/Accessibility	Community-wide	05W	\$284,369	\$0	\$0	\$0	\$284,369	\$0	\$0	\$284,369	570.201(e)	LMC	Local jurisdiction (City) & not-for-profits	people	TBD	TBD	1/1/12	12/31/12	Address human needs
Human Services	Emergency Services and Homeless Outreach and Prevention	DFSS	Public Services	SL1.10	Funds will be used for screening, stabilization and intensive case management of unsheltered chronically homeless individuals sixteen hours a day seven days a week.	Suitable Lvg Environ	Availability/Accessibility	Community-wide	5	\$639,746	\$0	\$0	\$0	\$639,746	\$0	\$0	\$639,746	570.201(e)	LMC	Local jurisdiction (City)	people	11,180	11,180	1/1/12	12/31/12	Address human needs
Human Services	Homeless Services	DFSS	Public Services	SL1.11	Funds will be used to provide emergency and transitional shelter, incl. warming centers and supportive services to help homeless persons become self-sufficient.	Suitable Lvg Environ	Availability/Accessibility	Community-wide	03T	\$8,972,541	\$0	\$0	\$0	\$8,972,541	\$0	\$0	\$8,972,541	570.201(e)	LMC	Local jurisdiction (City) & not-for-profits	people	5,590	5,590	1/1/12	12/31/12	Address human needs
Employment Training	Workforce Services	DFSS	Public Services	EO1.3	Funds will be used for Community Workforce Affiliate and Industry Specific Training/Placement Services.	Economic Opportunity	Availability/Accessibility	Community-wide	05H	\$3,223,493	\$0	\$0	\$0	\$3,223,493	\$0	\$0	\$3,223,493	570.201(e)	LMC	Local jurisdiction (City) & not-for-profits	people	1,250	1,250	1/1/12	12/31/12	Provide employment related services
Senior Services	Senior Services	DFSS	Non-homeless Special Needs	SL1.12	Funds will be used to provide nutritious meals to frail, homebound elderly persons, 60 years of age or older who have no support system in place to assist them in shopping for or preparing meals.	Suitable Lvg Environ	Availability/Accessibility	Community-wide	05A	\$869,323	\$0	\$0	\$0	\$869,323	\$0	\$0	\$869,323	570.201(e)	LMC	Local jurisdiction (City) & not-for-profits	people	877	877	1/1/12	12/31/12	Help seniors
Handicapped Services	Disability Resources	MOPD	Non-homeless Special Needs	SL1.13	Funds will be used to assist people with disabilities in identifying and obtaining available services.	Suitable Lvg Environ	Availability/Accessibility	Community-wide	05B	\$1,169,047	\$0	\$0	\$0	\$1,169,047	\$0	\$0	\$1,169,047	570.201(e)	LMC	Local jurisdiction (City)	people	26,000	26,000	1/1/12	12/31/12	Help persons w. disabilities
Handicapped Services	Independent Living for Disabled Persons	MOPD	Non-homeless Special Needs	SL1.13	Support services such as case management, independent living skills training, personal assistance/homemaker services, and assistive technology assessments and equipment, for qualified persons with disabilities.	Suitable Lvg Environ	Availability/Accessibility	Community-wide	05B	\$578,500	\$0	\$0	\$0	\$578,500	\$0	\$0	\$578,500	570.201(e)	LMC	Local jurisdiction (City) & not-for-profits	people	368	368	1/1/12	12/31/12	Help persons w. disabilities
Fair Housing	Fair Housing	CHR	Public Services	DH1.8	Investigate, mediate and adjudicate fair housing complaints.	Decent Hsg	Availability/Accessibility	Community-wide	05J	\$937,574	\$0	\$0	\$0	\$937,574	\$0	\$0	\$937,574	570.201(e)	LMA	Local jurisdiction (City)	people	70	70	1/1/12	12/31/12	Ensure all citizens have equal access to housing
Public Services Subtotal										\$37,358,116				\$37,358,116			\$37,358,116									

2012 BUDGET ACTION PLAN

2012 ACTION PLAN STRATEGY TABLE

Program Name	Action Plan Title	Dept.	Priority Need Category	Specific Obj. #	Description	Objective Categ.	Outcome Categ.	Location	HUD Matrix Code	CDBG \$	ESG \$	HOME \$	HOPWA \$	TOTAL CPD Formula \$	Prior Formula \$	Other \$	TOTAL \$	CDBG Cit. CFR	24 CDBG Natl Obj.	Type of Recipient	Performance Indicator	Annual units	Units upon completion of Annual Program	Start Date	End Date	Primary Purpose		
General Program Administration	Budget & Management	OBM	P/A	4.1	Overall planning and support, incl grant monitoring, fiscal management, training, compliance, preparation of ConPlan, Action Plan and CAPER for HUD submission.	Ping/ Admin	Ping/ Admin	Community-wide	21A	\$1,268,678	\$0	\$0	\$0	\$1,268,678	\$0	\$0	\$1,268,678	570.205 / 206	NA	Local jurisdiction (City)	NA	NA	NA	1/1/12	12/31/12	Planning & Administration		
General Program Administration	Comptroller - Special Acct Division	DOF	P/A	4.1	Grant monitoring, fiscal management and compliance.	Ping/ Admin	Ping/ Admin	Community-wide	21A	\$1,926,701	\$0	\$0	\$0	\$1,926,701	\$0	\$0	\$1,926,701	570.205 / 206	NA	Local jurisdiction (City)	NA	NA	NA	1/1/12	12/31/12	Planning & Administration		
General Program Administration	Neighborhood Health Center Central Mngmt	DPH	P/A	4.1	Grant monitoring, contract management, compliance.	Ping/ Admin	Ping/ Admin	Community-wide	21A	\$1,377,077	\$0	\$0	\$0	\$1,377,077	\$0	\$0	\$1,377,077	570.205 / 206	NA	Local jurisdiction (City)	NA	NA	NA	1/1/12	12/31/12	Planning & Administration		
Public Information	Communications and Outreach	HED	P/A	4.1	Planning and administration for communications and outreach for CDBG programs in HED.	Decent Hsg	Ping/ Admin	Community-wide	21C	\$644,733	\$0	\$0	\$0	\$644,733	\$0	\$0	\$644,733	570.205/206	NA	Local jurisdiction (City)	NA	NA	NA	1/1/12	12/31/12	Planning & Administration		
General Program Administration	Finance and Administration	HED	P/A	4.1	Overall administration and operational support for CDBG programs in HED.	Ping/ Admin	Ping/ Admin	Community-wide	21A	\$4,055,507	\$0	\$0	\$0	\$4,055,507	\$0	\$0	\$4,055,507	570.205 / 206	NA	Local jurisdiction (City)	NA	NA	NA	1/1/12	12/31/12	Planning & Administration		
General Program Administration	Housing Preservation	HED	Owner Occ Hsg/Rental Hsg	4.1	Support housing preservation in low/mod income areas.	Suitable Lvg Environ	Sustainability	Community-wide	14H	\$702,922	\$0	\$0	\$0	\$702,922	\$0	\$0	\$702,922	570.205 / 206	NA	Local jurisdiction (City)	NA	NA	NA	1/1/12	12/31/12	Planning & Administration		
General Program Administration	Department of Family & Support Services	DFSS	P/A	4.1	Grant monitoring, contract management, compliance.	Ping/ Admin	Ping/ Admin	Community-wide	21A	\$1,752,849	\$0	\$0	\$0	\$1,752,849	\$0	\$0	\$1,752,849	570.205 / 206	NA	Local jurisdiction (City)	NA	NA	NA	1/1/12	12/31/12	Planning & Administration		
Public Information	Human Relations Education, Outreach & Intergroup Relations	CHR	P/A	4.1	Mediate community tensions, assist victims of hate crimes, provide human relations workshops	Ping/ Admin	Ping/ Admin	Community-wide	21D	\$365,487	\$0	\$0	\$0	\$365,487	\$0	\$0	\$365,487	570.205 / 206	NA	Local jurisdiction (City)	NA	NA	NA	1/1/12	12/31/12	Planning & Administration		
General Program Administration	Mayor's Office for People with Disabilities	MOPD	P/A	4.1	Grant monitoring, contract management, compliance.	Ping/ Admin	Ping/ Admin	Community-wide	21A	\$404,260	\$0	\$0	\$0	\$404,260	\$0	\$0	\$404,260	570.205 / 206	NA	Local jurisdiction (City)	NA	NA	NA	1/1/12	12/31/12	Planning & Administration		
General Program Administration	Department of Law	DOL	P/A	4.1	Grant monitoring, contract management, compliance.	Ping/ Admin	Ping/ Admin	Community-wide	21A	\$96,014	\$0	\$0	\$0	\$96,014	\$0	\$0	\$96,014	570.205 / 206	NA	Local jurisdiction (City)	NA	NA	NA	1/1/12	12/31/12	Planning & Administration		
General Program Administration	Fleet and Facility Management	FFM	P/A	4.1	Environmental compliance.	Ping/ Admin	Ping/ Admin	Community-wide	21A	\$136,777	\$0	\$0	\$0	\$136,777	\$0	\$0	\$136,777	570.205 / 206	NA	Local jurisdiction (City)	NA	NA	NA	1/1/12	12/31/12	Planning & Administration		
Planning/Administration Subtotal										\$12,731,005				\$12,731,005			\$12,731,005											
TOTAL CDBG FUNDING										\$83,739,000				\$83,739,000			\$83,739,000											
EMERGENCY SHELTER GRANT																												
	Renovation/ Major Rehabilitation/ Conversion	DFSS	Homeless	SL1.14	Funds used to provide physical improvements to emergency shelters, by rehab or renovation.	Suitable Lvg Environ	Availability/ Accessibility	Community-wide	03C	\$0	\$140,000	\$0	\$0	\$140,000	\$0	\$140,000	\$280,000		NA	Local jurisdiction (City)	people	860	860	1/1/12	12/31/12	Prevent homelessness		
	Essential Services	DFSS	Homeless	SL1.14	Funds used to provide supportive services to improve quality of emergency shelters for the homeless.	Suitable Lvg Environ	Availability/ Accessibility	Community-wide	03T	\$0	\$944,081	\$0	\$0	\$944,081	\$0	\$944,081	\$1,888,162		NA	Local jurisdiction (City)	people	4,300	4,300	1/1/12	12/31/12	Help the homeless		
	Maintenance and Operations	DFSS	Homeless	SL1.14	Operating subsidies for emergency shelters.	Suitable Lvg Environ	Availability/ Accessibility	Community-wide	03T	\$0	\$1,500,000	\$0	\$0	\$1,500,000	\$0	\$1,500,000	\$3,000,000		NA	Local jurisdiction (City)	people	5,160	5,160	1/1/12	12/31/12	Help the homeless		
	Homeless Prevention Activities	DFSS	Homeless	SL2.1	Funds used for emergency rent payment.	Suitable Lvg Environ	Affordability	Community-wide	05Q	\$0	\$906,207	\$0	\$0	\$906,207	\$0	\$906,207	\$1,812,414		NA	Local jurisdiction (City)	people	600	600	1/1/12	12/31/12	Prevent homelessness, provide rapid rehousing and wraparound services		
	Direct Administrative Costs	DFSS	P/A	4.1	Overall planning and administration support for ESG programs in DFSS	Ping/ Admin	Ping/ Admin	Community-wide	21A	\$0	\$179,603	\$0	\$0	\$179,603	\$0	\$179,603	\$359,206		Title IV- Housing Assistance, Sec. 418	NA	NA	NA	NA	1/1/12	12/31/12	Planning & Administration		
TOTAL ESG											\$3,669,891			\$3,669,891			\$3,669,891											
HOUSING OPPORTUNITIES FOR PERSONS WITH AIDS																												
	Rental Assistance	DPH	Homeless/HIV/AIDS	DH2.4	Funds various housing needs for HIV/AIDS positive clients.	Decent Hsg	Affordability	Community-wide	31	\$0	\$0	\$0	\$1,938,974	\$1,938,974	\$0	\$0	\$1,938,974		NA	Local jurisdiction (City)	people	547	547	1/1/12	12/31/12	Help persons HIV/AIDS		
	Community Residences Operating Support	DPH	Homeless/HIV/AIDS	DH2.4	Operating support to organizations serving people with HIV/AIDS.	Decent Hsg	Affordability	Community-wide	31	\$0	\$0	\$0	\$3,179,234	\$3,179,234	\$0	\$0	\$3,179,234		NA	Local jurisdiction (City)	people	492	492	1/1/12	12/31/12	Help persons w.HIV/AIDS		
	Housing Information Services/Advocacy	DPH	Homeless/HIV/AIDS	DH2.4	Support efforts to ensure adequate supply of accessible, affordable housing to persons with HIV/AIDS; incl. Resource identification, legal services, and entitlement advocacy.	Decent Hsg	Affordability	Community-wide	31	\$0	\$0	\$0	\$1,073,216	\$1,073,216	\$0	\$0	\$1,073,216		NA	Local jurisdiction (City)	people	448	448	1/1/12	12/31/12	Help persons w.HIV/AIDS		
	Direct Administrative Costs	DPH	P/A	4.1	Overall planning and administration support for HOPWA programs.	Ping/ Admin	Ping/ Admin	Community-wide	31	\$0	\$0	\$0	\$179,791	\$179,791	\$0	\$0	\$179,791		NA	Local jurisdiction (City)	NA	NA	NA	1/1/12	12/31/12	Planning & Administration		
TOTAL HOPWA													\$6,371,215			\$6,371,215			\$6,371,215									
HOME INVESTMENT PARTNERSHIP GRANT																												
	HOME (Carryover)	HED	Rental Hsg	DH2.5	Funds will be used to support the expansion of affordable housing for low and very low-income persons.	Decent Hsg	Affordability	Community-wide	22	\$0	\$0	\$0	\$0	\$0	\$34,771,419	\$0	\$0			NA	Local jurisdiction (City)	units	TBD	TBD	1/1/12	12/31/12	Provide affordable housing	
	Estimated Program Income	HED	Rental Hsg	DH2.5	Funds will be used to increase the stock of affordable housing.	Decent Hsg	Affordability	Community-wide	22	\$0	\$0	\$0	\$0	\$0	\$403,660	\$0	\$0			NA	Local jurisdiction (City)	units	TBD	TBD	1/1/12	12/31/12	Provide affordable housing	
	Multi-Family Loan Program	HED	Rental Hsg	DH2.6	Low interest loans for multi-family rehab, new construction, and related site improvements, to increase the stock of affordable housing.	Decent Hsg	Affordability	Community-wide	22	\$0	\$0	\$20,440,372	\$0	\$20,440,372	\$0	\$0	\$20,440,372		NA	Local jurisdiction (City)	units	975	975	1/1/12	12/31/12	Provide affordable housing		

BUDGET 2012
ACTION PLAN

TENANT ASSISTANCE
AND RELOCATION POLICY

TENANT ASSISTANCE AND RELOCATION POLICY

PERMANENT DISPLACEMENT

With respect to lawful residential tenants and homeowner-occupants, businesses and not-for-profit organizations which will be permanently displaced as a direct result of a project that is assisted with federal funds, the following policies apply:

1. Such tenants are eligible for relocation assistance and benefits under the Section 104(d) of the Housing and Community Development Act of 1974 as amended (HDC Act) and the Uniform Relocation and Real Property Acquisition Act (URA).
2. A letter of Eligibility for Relocation benefits, including three comparable units is issued to each lawful tenant to be permanently displaced immediately after the Letter of Intent is sent to the owner of the building.
3. All tenants are provided appropriate advisory services necessary to minimize hardships in adjusting to required permanent or temporary relocation.
4. No lawful occupant is required to move from his/her dwelling or to move his/her business without at least 90 days' advance written notice of the earliest date by which he/she may be required to move.
5. No tenants displaced by rehabilitation activities are denied information, counseling, referrals or other relocation services.
6. No person shall be displaced because of his/her particular race, color, religion, sex, age, disability or national origin.
7. Relocation payments for rental assistance to residential tenants displaced by a HUD-assisted project will be disbursed in periodic installments (other than a lump sum, except when purchasing a replacement home).

RELOCATION PAYMENT—RESIDENTIAL

1. All tenants are eligible to receive reasonable moving expense, either fixed payment based on the number of rooms they occupied or moving expense payment to cover the actual reasonable cost to move.
2. If a residential tenant meets the URA requirements, he/she may be eligible for a rental assistance payment or a down payment assistance payment.

RELOCATION PAYMENT NON-RESIDENTIAL

1. Payment for actual reasonable moving and related expenses include storage up to one year and up to \$10,000 reestablishment expenses payment, if applicable.
2. Fixed payment in lieu of a payment for actual reasonable moving and related expenses for businesses, farms and not-for-profit organizations. Fixed payment may not be less than \$1,000 nor more than \$20,000.

TEMPORARY DISPLACEMENT (REHABILITATION PROJECT)

1. When necessary or appropriate, residential tenants who will not be required to move permanently may be required to relocate temporarily for the project. All conditions of temporary relocation must be reasonable.

At a minimum, the tenant shall be provided:

- a. Reimbursement for all reasonable out-of-pocket expenses incurred in connection with the temporary relocation, including the cost of moving to and from the temporarily occupied housing and any increase in monthly rent/utility costs at such housing.

TENANT ASSISTANCE AND RELOCATION POLICY

- b. Reasonable advance written notice of (a) the date and approximate duration of the temporary relocation; (b) the address of the suitable, decent, safe and sanitary dwelling to be made available for the temporary period; (c) the terms and conditions under which the tenant may lease and occupy a suitable, decent, safe and sanitary dwelling in the building/complex upon completion of the project; and (d) the provisions of Paragraph 2-4b (1).
2. The temporary relocation will not exceed 12 months in duration as referenced in the URA and Section 104(d).
3. If the new dwelling unit is not ready for occupancy within the 12-month period, the tenant will be deemed “permanently displaced” as defined under the Uniform Act, and will become eligible for relocation assistance and advisory services.
4. Owners are responsible for payments and services in the case of temporary and permanent displacement costs, which therefore may be included in project cost as cited in 24 CFR part 511.10 (g) (1) (IV).

SECTION 8 CERTIFICATE AND VOUCHERS

1. Lawful tenants occupying units to be rehabilitated will be screened to determine their eligibility for Section 8 existing housing choice vouchers.
2. Tenants are given assistance in completing any required application forms, which must be submitted to determine eligibility for Section 8 housing choice vouchers.
3. Eligible tenants already living in the properties targeted for rehabilitation can use these housing choice vouchers to help pay the rent in their rehabilitated unit, or to move to another comparable, decent, safe and sanitary unit if they are involuntarily displaced.

BUDGET 2012 ACTION PLAN

MONITORING

MONITORING

This section outlines the standards and procedures the City of Chicago will use to monitor federal resources received directly from HUD. In addition, procedures have been established to track the development of affordable housing by outside agencies that utilize federal housing resources.

Overall resource management for the City of Chicago is the responsibility of the Office of Budget and Management (OBM). It oversees the administration of all grant funds received by the City. Annually, the Mayor presents and the City Council approves, the allocation of these resources to individual departments. Once resources are delegated for a specific purpose, the designated department (i.e., HED, DPH) is responsible for approving the disbursement of funds and for project monitoring. OBM provides continuing assistance and guidance to City departments in various aspects of grants management and program compliance.

PROGRAMMATIC/FINANCIAL MONITORING

Each department allocates the resources received in accordance with the approved uses of the funds. Contracts, agreements, and loan documents with program participants incorporate the services and activities to be completed, the compliance requirements, and the specific conditions under which funds may be released.

Within each department, designated staff are responsible for monitoring compliance with applicable federal, state, and city regulations. These monitoring activities include but are not limited to the following tasks: 1) review of a recipient's capacity to complete the activities identified; 2) loan underwriting to determine eligible and reasonable costs; 3) preconstruction conferences with developers and contractors; 4) on-site construction inspections; 5) verification and certification of initial occupancy (income, assets, rent levels); 6) ongoing review of services provided; 7) financial management; 8) environmental review; 9) Davis Bacon; 10) Section 3 (review of certified payrolls and on-site visits); 11) accessibility; 12) Minority Business Enterprises (MBE) and Women Business Enterprises (WBE); and 13) owner's certifi-

cations (general compliance requirements for affordable housing), as required under certain programs.

FISCAL MONITORING/SINGLE-AUDIT MONITORING

The City Comptroller's Office is the fiscal agent of the City of Chicago. This office is divided into several divisions according to functions, responsibilities, and funding sources. Special Accounting is one of the City Comptroller's divisions. Its primary function is to provide fiscal and other technical services necessary to support Federal and State grant programs.

City of Chicago Internal Audit has developed and implemented a system of preventive and detective internal controls to ensure that delegate agencies are in compliance with Federal regulations and City contract terms, and to determine whether the delegate agencies are fiscally sound. Internal Audit assists operating/funding departments by performing fiscal monitoring of delegate agencies in several ways: A-133 Single Audit Report Reviews; Agreed-Upon Monitoring Procedures; A-122 Voucher Documentation Audits; and Training. In 2011, City of Chicago Internal Audit was transferred from the Office of Compliance to the Comptroller's Office.

MONITORING OF DELEGATE AGENCY OMB CIRCULAR A-133 (SINGLE AUDIT) REPORTS

As part of the City's subrecipient monitoring policy, Internal Audit reviews all delegate agency OMB Circular A-133 reports pursuant to the requirements of the Circular. If any problems are noted with the audit report, Internal Audit will request the agency have its audit firm correct the problems. In addition, if any problems or concerns are noted as a result of fiscal review, Internal Audit requests of the delegate agency a plan for resolving the issues and increasing its cash flow.

AGREED-UPON MONITORING PROCEDURES

In order to monitor delegate agencies that fall below the dollar threshold requiring an A-133 audit, the City developed and implemented agreed-upon pro-

MONITORING

cedures to monitor the internal controls and fiscal operations of delegates that expend between \$50,000 and \$500,000 in Federal funds. In certain cases (i.e., “high risk” delegates), agreed-upon procedures will be performed for delegates expending more than \$500,000 in Federal funds. Testing is performed at the delegate agencies by outside independent auditors in agreed-upon areas. At the conclusion of the agreed-upon procedures field work, the auditors will issue a report detailing any findings. The delegate agency is informed of the findings and will be required to submit a corrective action plan to cure the findings within thirty (30) days of receipt of the report. All reports and findings will be communicated by the Internal Audit to the respective City lead department for continued follow-up in future monitoring visits to the agency.

VOUCHER DOCUMENTATION AUDITS (POST-PAYMENT)

Internal Audit developed a system for sampling and auditing delegate agency reimbursement vouchers. For selected delegate agency vouchers, Internal Audit requests complete supporting documentation, including invoices, canceled checks (front and back), payroll records, leases, etc. This documentation is audited for compliance with applicable federal, state, and city regulations and for compliance with the budget and terms of the delegate agency contract with the City. Should any noncompliant expenditures be found, the agency is required to reimburse the City for these costs. If the delegate agency does not respond to the City’s requests, as a last resort, a hold is placed on the future reimbursements of the delegate agency from the City.

TRAINING

Upon request, Internal Audit provides training sessions to the City’s delegate agencies and funding departments. These training sessions cover various fiscal and administrative topics. The training sessions are a resource to help the delegate agencies establish or maintain proper accounting policies and procedures in order to assist the agencies in improving their internal controls as well as effectiveness and efficiency of operations.

OBM and the City funding departments are responsible for the overall Monitoring of Subrecipients; Performance Reports; Certificates of Consistency; and Tracking Other Community Development-Related Activities as follows:

MONITORING OF SUBRECIPIENTS

Many of the community development activities in Chicago rely on a network of community-based not-for-profit organizations also referred to as delegate agencies. Grant-funded activities range from service providers supplying meals to the elderly or homeless, through community-based organizations completing neighborhood planning projects, to interest-rate write downs on first mortgage financing for single-family purchase/rehabilitation loans. The individual department is responsible for designing a contract that outlines the procedures necessary for the delegate agency to meet all compliance provisions required under the applicable program. OBM and the DOL office assist the departments in assuring that the agreements are complete.

The subrecipients are monitored based on the written objectives and performance measures established in the contract. Subrecipients are required to submit periodic reports outlining progress. Technical assistance is provided by department staff, and site visits are conducted.

PERFORMANCE REPORTS

The City of Chicago began using HUD’s Integrated Disbursement and Information System (IDIS) in 1998. It is designed to manage all financial and programmatic information generated by CDBG, ESG, HOME and HOPWA. A Community Development Performance Measurement System was developed under the auspices of HUD. The new Community Planning and Development Outcome Performance Measurement System has been incorporated into IDIS. The City participated in training conducted by HUD and began using the new measurement tool in Fall 2006 as required by HUD. The report contains a summary of resources and programmatic accomplishments, the status of actions taken to implement the strategy contained in the Consolidated Plan, and eval-

MONITORING

uation of progress made during the year in addressing identified priority needs and objectives.

The City tracks Annual Action Plan anticipated performance outcomes with the Action Plan Strategy Table (Table) that is submitted to HUD. The Table establishes goals, resources, activities, outputs and an outcome for each project funded. To ensure that outputs and the established outcome are met or exceeded, each City department responsible for programmatic implementation monitors the activity level of staff and sub-grantees. As a result of the monitoring activities, departments determine the effectiveness of programs to meet the need and gather information to improve performance. Furthermore, strategies are implemented as needed to modify activities or increase resources.

OBM is informed by departments of challenges or issues that hinder the progress of activities and the completion of projects. OBM, in partnership with the departments, and, when needed, in consultation with HUD, determines the appropriate next steps to ensure successful performance outputs and outcomes.

CERTIFICATES OF CONSISTENCY

All grant applications that require a Certificate of Consistency with the Consolidated Plan will be reviewed and approved by HED and/or OBM. Utilizing the Consolidated Plan certification process, the Department of Housing and Economic Development will track the submission of requests for, and receipt of, federal funds by these agencies within Chicago. A quarterly report on all activities certified by the City as being in accordance with the plan is prepared by HED in order to inform City staff.

Additionally, HED, utilizing the Federal Register and various grant reports, serves as a centralized information resource on grant opportunities for delegate agencies and not-for-profit and for-profit developers in Chicago. Technical support is provided to prospective applicants

TRACKING OTHER COMMUNITY DEVELOPMENT RELATED ACTIVITIES

The City is currently engaged in discussions with its community and housing partners to establish a mean-

ingful system for tracking production of affordable housing units and other community development activities. HUD assistance is required in the form of reports to the City of awards made within the jurisdiction. Periodic contact with these agencies will attempt to verify completion of the development activities.

SECTION 3

Section 3 of the Housing and Urban Development Act of 1968 requires employment, training and contracting opportunities generated by financial assistance from HUD for housing and community development shall, to the greatest extent feasible, be given to low- and very low-income persons and to businesses that provide economic opportunity for these persons. There are numerical hiring and contracting goals for recipients, contractors and subcontractors that demonstrate satisfactorily efforts to comply with Section 3.

The City of Chicago encourages all recipients of City funds, their contractors and subcontractors to surpass the minimum requirements described above, and to undertake additional efforts to provide economic opportunities for low- and very low-income persons. The City facilitates the referral process for Section 3 residents and businesses to assist not only the entities that do business with the City in their compliance, but also the individuals and businesses that Section 3 seeks to benefit.

MBE/WBE

The City of Chicago assures compliance with Sections 2-92-420 through 2-92-570 of the Municipal Code, which authorizes a minority-owned business procurement program. Certified firms data is updated daily and posted to the City's website every night.

The application process is thorough. Certification is for one year and must be renewed annually with a recertification application. MBE/WBE participation is actively sought on all projects financed with City and/or federal funds. The full project is assessed based on the percentage of participation by MBE/WBE vendors. The requirements apply to all phases of a project, including preconstruction, construction and post construction activities. As a rule, the largest percentage of MBE/WBE participation occurs during construction because this phase

MONITORING

generates the greatest dollar value and highest number of skilled jobs. The certified directory enables prospective grantees to contact, request bids from and contract with certified MBEs and WBEs and is utilized as an outreach tool.

Preconstruction meetings are held with all developers and general contractors. City staff discuss all compliance requirements during these meetings, including the Regulatory Agreement requirement of participation by certified MBE and WBE firms.

The City of Chicago (with Procurement Services as the lead agency) regularly reviews the MBE/WBE certification processes and the effect of its utilization. City staff use the directory of certified contracts and/or vendors to determine the MBE/WBE project participation percentages. Additionally, the City monitors participation of minority and women contractors via a semiannual report submitted to HUD.

AFFIRMATIVE MARKETING—HOME PROGRAM

In compliance with the affirmative marketing requirements in 24 CFR 92.351, HED has developed an effective assessment tool that is incorporated into all applications for projects funded under HOME. The primary objectives of these affirmative marketing efforts are to assure that individuals not normally likely to apply (minority and non-minority) know about vacancies, feel welcome to apply, and have the opportunity to rent.

Developers and borrowers must comply with all affirmative marketing requirements established by HED, including:

1. A written affirmative marketing plan that identifies clientele addressed, contracts with community groups and churches, media outreach, etc.
2. Maintaining on-site records indicating steps and/or procedures undertaken to fill vacant units.
3. Maintaining documentation of program eligibility for all tenants and prospective tenants.

HOME RECAPTURE PROVISIONS

Under the Home Investment Partnerships (HOME) Program, if the City uses HOME funds for first-time homebuyer assistance programs, the City must select one of two HUD options for resale or recapture guidelines as required in the Housing and Community Development Act of 1992 and the HOME regulations, Section 92.254.

The purpose of the recapture guidelines is to ensure that the City's HOME activities generate revenue that can be used to assist future homebuyers.

HOME funds are used to provide purchase price assistance to qualified homebuyers under the following City programs:

- New Homes for Chicago.
- Chicago Partnership for Affordable Neighborhoods.
- HomeStart (a program that provides City land to qualified developers for construction of a combination of affordable and market-rate housing).
- Choose to Own (a homebuyers' program for Chicago Housing Authority residents. The affordability period for Choose to Own is 4 years.

In the event of a sale of a HOME-assisted property during the affordability period or due to the City finding that the homebuyer unit is not being or has not been used as a principal residence by the buyer, and where net proceeds are sufficient to repay both the City's HOME investment and the homeowner investment, a full repayment of the HOME investment will be required.

If, however, the net proceeds are insufficient to repay both the homeowner's investment and the City's HOME investment, the recapture amount shall be determined on the basis of shared net proceeds, defined as follows:

MONITORING

HOME Investment x Net Proceeds

HOME Investment +

Homeowner Investment

The affordability period is enforced by a Junior Mortgage.

LONG-TERM MONITORING FOR HOME PROJECTS

In compliance with the requirements in 24 CFR 92.252, the Department of Housing and Economic Development has developed an effective Post-Construction Compliance and Monitoring program.

HED’s Long-Term Compliance and Monitoring unit tracks long-term affordability through the Annual Certification process and the site visit process to ensure that residency and income requirements are met, correct rents are being charged and the physical conditions do not pose health or safety hazards.

Annual Certifications are required for all multi-family projects. Property managers or owners are required to submit rent, occupancy, lease, and tenant income information to HED.

Site visits are conducted to review both the physical conditions of the building and the record keeping of property managers/owners in person. The frequency of visits to a project is based on the number of HOME-assisted units. For projects containing one to four HOME units, site visits are scheduled once every three years; for projects with 5–24 HOME units, visits are scheduled once every two years; and for projects with 25 or more HOME units, visits are scheduled on an annual basis.

MONITORING HUD PERFORMANCE INDICATORS

The City of Chicago with technical assistance provided by HUD laid the foundation for more accurate performance measurement. OBM in cooperation with respective departments can now develop performance measure indicators for each funded entitlement project, as well as a policies and procedures document used to monitor performance outcomes. The objective of the policies and procedures document will be to ensure institutional knowledge regarding performance measurement requirements. Where necessary, data collection will be enhanced in order to yield accurate and timely information with which to monitor performance.

It is the City’s goal that all performance measures will be monitored and reported in detail, and intermediate milestones will be in place so that any deviation from schedule can be identified early enough to permit corrective action such as management changes and/or reallocation of financial or staff resources.

In addition to monitoring the accomplishment of quantifiable outputs, OBM and the respective departments will track the cost-effectiveness of each program, in dollars per unit of measured output. Programs incurring excessive costs per unit will be subject to review and modification if changes are warranted. Such modifications may include changes in the way projects are managed, in order to improve efficiency and effectiveness; changing performance goals (up or down) if goals are found to be unreasonable; and changing relative priorities between projects, by reallocating staff and/or funds, so that the City and HUD realize optimal results from the available level of investment.

BUDGET 2012
ACTION PLAN

PROGRAMS AND
RESOURCE ALLOCATIONS

2012 PROGRAMS AND RESOURCE ALLOCATIONS

COMMUNITY DEVELOPMENT BLOCK GRANT

The Community Development Block Grant (CDBG) supports the planning for and implementation of activities designed to develop viable urban communities by providing decent housing and suitable living environments and expanding economic opportunities, principally for persons of low- and moderate-income. Federal assistance is provided to support the following community development objectives: revitalizing and developing housing and neighborhoods; eliminating isolation of housing available for low-income citizens; providing community facilities and services; historic preservation; energy conservation; economic investment; and promoting neighborhood diversity and vitality.

CDBG is authorized under the Housing and Community Development Act of 1974. CDBG funded programs are operated in four departments and the overall grant is administered for the City of Chicago by OBM.

EMERGENCY SHELTER GRANT

The Emergency Shelter Grants (ESG) program provides funding to a number of delegate agencies to assist with the cost of renovating and operating shelters, provide essential services, and prevent homelessness. HUD, under the Stewart B. McKinney Homeless Assistance Act, funds the ESG program.

The Department of Family and Support Services administers the grant for the City of Chicago.

HOUSING OPPORTUNITIES FOR PERSONS WITH AIDS

The Housing Opportunities for Persons with AIDS (HOPWA) program provides states and smaller jurisdictions with the resources and incentives to devise long-term comprehensive strategies for meeting the housing needs of persons with AIDS. The HOPWA program funded under the Cranston-Gonzalez National Affordable Housing Act and is administered for the City of Chicago by DPH.

HOME INVESTMENT PARTNERSHIPS

The HOME Investment Partnerships Program is designed to expand the supply of affordable housing for low-income and very low-income Americans by providing states and participating jurisdictions with tools they need to develop effective partnerships with the public, private and not-for-profit sectors. The HOME program is funded under the Cranston-Gonzalez National Affordable Housing Act and is administered for the City of Chicago by HED. HOME funds are utilized in Chicago for purchase price assistance for qualifying first-time homebuyers, loans for construction or rehab of affordable multi-family housing, and operating assistance grants to Community Housing Development Organizations (CHDOs).

BUDGET 2012 ACTION PLAN

APPENDIX

OTHER GRANT FUNDING SOURCES

Total grant funds from other sources anticipated to the City for Housing and Community Development in 2012 excluding CDBG, ESG, HOPWA and HOME which are covered in the 2012 Annual Action Plan

RECIPIENT DEPARTMENT AND GRANT ANTICIPATED GRANT AMOUNT

DEPARTMENT OF PUBLIC HEALTH

AIDS Surveillance and Seroprevalence	\$1,500,000
AIDS Surveillance and Seroprevalence - Carryover	\$160,000
Adult Viral Hepatitis Coordinator (AVCH)	\$152,000
Bioterrorism Hospital Preparedness Program	\$3,875,000
Bioterrorism Preparedness Response Planning - CDC	\$10,640,000
Birth to Three Assurance Networks/All Our Kids Early Childhood Networks	\$102,000
Breast & Cervical Cancer Outreach Program	\$1,081,000
Breast & Cervical Cancer Outreach Program - Carryover	\$300,000
Breastfeeding Peer Counseling Program	\$45,000
Building Epidemiology and Health IT Capacity	\$302,000
Care Van Blue Cross	\$70,000
Care Van Blue Cross - Carryover	\$13,746
Chicago Family Case Management/ healthy moms/ healthy kids	\$2,415,000
Chicago Family Case Management/ healthy moms/ healthy kids - Carryover	\$200,000
Chicago Lead Safe Homes Initiative/ Lead Hazard Reduction Demonstration Program	\$3,000,000
Childhood Lead Poisoning Prevention - IDPH	\$319,308
Dental Sealant	\$63,000
Dental Sealant - Carryover	\$45,000
Education/Follow-up Services in Genetics	\$132,000
Educational Seminars Support	\$200,000
Epidemiology & Laboratory Capacity	\$400,000
Enhanced Comprehensive HIV Prevention Planning	\$742,000
Enhanced Comprehensive HIV Prevention Planning Phase II	\$2,342,000
Family Planning Grant	\$820,000
Health Services Program Income	\$13,000,000
Healthy Families Illinois	\$247,000
Healthy Start Initiative/ Elimination Disparities in Perinatal Health	\$1,095,000
HIV Behavioral Surveillance MSM2	\$473,000
HIV Behavioral Surveillance - Carryover	\$126,000
HIV Testing and Prevention Project	\$151,000
HIV/AIDS Prevention	\$12,000,000
HIV/AIDS Prevention - Carryover	\$400,000
HIV/AIDS Surveillance for Perinatal Prevention	\$131,000
HOPWA Housing and Health Study Program - Carryover	\$1,200,000
Immunization & Vaccines for Children	\$5,900,000
Immunization & Vaccines for Children - Carryover	\$140,000

OTHER GRANT FUNDING SOURCES

Lead Based Paint Hazard Control (Torrens Fund) - Carryover	\$1,014,000
Local Basic Health Protection	\$2,541,000
Maternal and Child Health Block Grant (MCH)	\$5,018,000
Maternal and Child Health Block Grant (MCH) - Carryover	\$150,000
Mental Health - Mental Health Base Grant	\$3,850,000
Minority AIDS Initative Targeted Capacity Expansion	\$1,329,000
Morbidity and Risk Behavior Surveillance/Medical Monitoring Project (MMP)	\$520,000
Mosquito Vector Prevention Program (Tire Funds)	\$650,000
Public Health Infrastructure Component I	\$300,000
NEW Teen Pregnancy Prevention Chicago Public Schools	\$350,000
Portable Water	\$1,000
REACH 2010: Racial/Ethnic Approaches to Community Health	\$416,000
REACH 2010: Racial/Ethnic Approaches to Community Health - Carryover	\$25,000
Refugee & Immigrant Medical Services	\$755,000
Refugee & Immigrant Medical Services - Carryover	\$504,000
Regional HIV Prevention - IDPH	\$400,000
Ryan White HIV CARE Act: Title I	\$28,284,000
Ryan White HIV CARE Act: Title I - Carryover	\$1,350,000
Ryan White HIV CARE Act: Title III HIV Early Intervention	\$503,000
Sexually Transmitted Disease Prevention	\$2,295,000
Sexually Transmitted Disease Prevention - Carryover	\$237,000
STD Surveillance Network	\$151,000
Substance Abuse Assessment CHA	\$168,000
Substance Abuse Treatment - IDASA	\$689,000
Summer Food Program	\$75,000
Tanning Facilities Inspections	\$11,000
Tanning Facilities Inspections - Carryover	\$16,000
Targeted Intensive Prenatal Case Mgmt.	\$505,000
Tattoo and Body Art Piercing Inspection	\$24,000
Tattoo and Body Art Piercing Inspection	\$10,000
Tobacco Free Communities	\$1,040,000
Tobacco Reality Illinois Grant	\$40,000
Tuberculosis Control	\$1,841,000
Tuberculosis Control - Carryover	\$156,000
Women, Infants and Children Nutrition (WIC)	\$4,900,000
Immunization Infrastructure	\$2,700,000
Dating Matters	\$350,000
Department Total	\$126,950,054

MAYOR'S OFFICE OF PEOPLE WITH DISABILITIES

Access Chicago Support	\$110,000
Access Chicago Support - Carryover	\$35,000
Home Modification Program - Chicago Fund Support	\$100,000
Home Modification Program - Chicago Fund Support - Carryover	\$22,000
Illustrated Guide to Chapter 18-11 of the Chicago Building Code - Carryover	\$25,000
MOPD Special Initiatives Support	\$111,000
MOPD Special Initiatives Support - Carryover	\$83,000
Substance Abuse & AIDS Prevention Program for the Deaf and Hard of Hearing	\$128,000
Work Incentive Planning & Assistance Program	\$296,000

OTHER GRANT FUNDING SOURCES

2016 Olympic Fund for Chicago Neighborhoods	\$27,000
Disabled Youth Employment Program	\$20,000
Disabled Youth Employment Program - Carryover	\$20,000
Amplified Phones Program	\$38,000
Department Total	\$1,015,000

DEPARTMENT OF FAMILY AND SUPPORT SERVICES

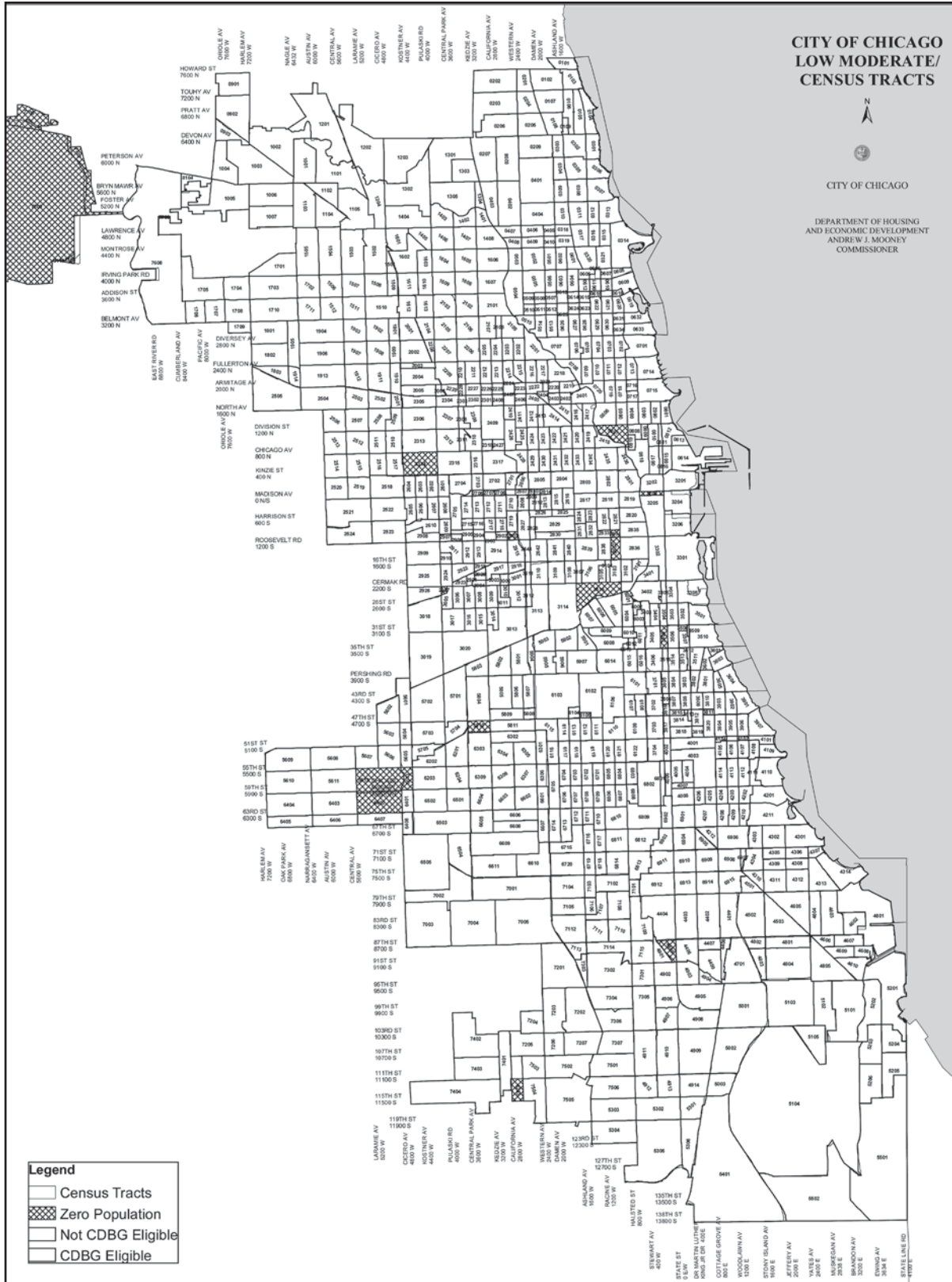
WIA PY 2012 - Adult Program	\$9,653,000
WIA PY 2012 - Dislocated Worker Program	\$10,198,000
WIA PY 2012 - Youth Program	\$10,007,000
Area Plan on Aging - Older Americans Act - Federal	\$15,503,000
Area Plan on Aging - Older Americans Act - State	\$3,500,000
CHA Family Supportive Services	\$3,000,000
Chicago Domestic Violence Help Line - ICJIA	\$364,000
Chicago Fund Support for Senior Services	\$215,000
Community Project Mobilization Program (a/k/a Services to Victims of Domestic Violence)	\$25,000
Community Services Block Grant	\$13,000,000
Community Services Block Grant - Interest Payment	\$202,000
Community Services Block Grant - Recaptured Funds	\$3,166,000
Early Head Start Program Initiative	\$5,000,000
Early Head Start Program Supplemental	\$3,000,000
Elderly Abuse and Neglect Pass Thru Grant	\$2,000,000
Emergency Food & Shelter - IDHS	\$2,500,000
Employment Related Child Care - IDHS	\$45,000,000
Flexible Senior Services and Assistive Technology Program	\$32,000
Foster Grandparents Program	\$564,000
Foster Grandparents Program Agency Match	\$240,000
Head Start	\$120,000,000
Head Start Supplemental	\$2,500,000
High Speed Internet Access	\$89,000
Juvenile Intevention Support Center (JABG CPD Pass Through)	\$91,000
Long Term Care Ombudsman Program - CMP	\$107,000
Long Term Care System Development	\$47,000
Medicare Improvements for Patients and Providers Act 2 (MIPPA 2)	\$144,000
Money Follows the Person LTC Ombudsman	\$50,000
OAA Nutrition Program Income - Home Delivered Meals	\$618,000
OAA Nutrition Program Income - Congregate Meals	\$930,000
OAA Title V/Senior Community Service Employment	\$648,000
Private Donations - (Youth Ready Chicago Afterschool Matters)	\$10,000
Relatives Raising Children	\$100,000
Resident Services Coordination/Case Mgmt.	\$600,000
Safe Havens - Supervised Visitation	\$250,000
Senior Citizens Picnic Support	\$25,000
Senior Companion Project - ACTION	\$297,000
Senior Fitness Program Income	\$295,000
Senior Health Assistance Program/Circuit Breaker	\$326,000
Senior Health Insurance Program	\$21,000
Senior Medicare Patrol - Cooperative Agreement - Suburban Area Agency on Aging	\$22,000
Senior Program Private Contributions - Fund 529	\$1,100,000

OTHER GRANT FUNDING SOURCES

Services to Victims of Domestic Violence	\$403,000
Shelter Plus Grant - HUD 2006 - Carryover	\$2,478,000
Shelter Plus Grant - HUD 2007 - Carryover	\$4,608,000
Shelter Plus Grant - HUD 2008 - Carryover	\$1,080,000
Shelter Plus Grant - HUD 2009	\$2,885,000
Shelter Plus Grant - HUD 2010	\$12,668,000
Shelter Plus Grant - HUD 2011	\$14,200,000
Special Projects-Generic - Prevention Domestic Violence	\$181,000
State Foster Grandparents	\$32,000
State Senior Employment Specialist	\$20,000
State Senior Companion Project - Matching Funds	\$44,000
Summer Food Service	\$3,300,000
Supportive Housing Program HUD 2010	\$638,000
Title XX Donated Fund	\$1,101,000
Veterans Directed Home & Community-Based Services - Carryover	\$3,555,000
Warming Center Program - Service Tax Trust Fund	\$30,000
WIA - Local Incentive Funds	\$300,000
WIA - Local Incentive Funds - Carryover	\$410,000
SUBTOTAL	\$303,372,000
Stimulus Funds	
ARRA Chronic Disease Nutrition Project (Go Slow Whoa) - Carryover	\$50,000
ARRA Chronic Disease Self Management	\$30,000
ARRA Early Learning Mentors Coach	\$115,000
ARRA Homelessness Prevention and Rapid Re-housing Program - Carryover	\$13,000,000
CDBG-R Neighborhood Clean-UP Program - Carryover	\$264,000
ARRA WIA NEG On the Job Training	\$725,000
SUBTOTAL	\$14,184,000
Department Total	\$317,556,000
DEPARTMENT OF HOUSING AND ECONOMIC DEVELOPMENT	
Neighborhood Stabilization Program I - Carryover	\$24,239,000
Neighborhood Stabilization Program I - Program Income	\$12,500,000
Formerly Incarcerated - Carryover	\$79,000
IHDA Trust Fund Rental Housing Support Program	\$10,559,000
Illinois Historic Preservation Agency Fund--Chicago Landmarks Map (2011)	\$29,000
Ravenswood Industrial Corridor	\$100,000
IKE Spiegel Lofts and Town Center Project	\$5,500,000
Illinois Department of Natural Resources - Open Space Land Acquisitions and Development (OSLAD)	\$1,150,000
Economic Development Administration - The Jobs and Innovation Accelerator Challenge	\$250,000
SUBTOTAL	\$54,406,000
Stimulus Funds	
ARRA Neighborhood Stabilization Program 2 - Carryover	\$87,198,000
ARRA Neighborhood Stabilization Program 2 - Program Income	\$1,500,000
Neighborhood Stabilization Program 3 (Dodd-Frank Wall Street Reform Bill)	\$15,000,000
ARRA Community Development Block Grant R - Carryover	\$5,274,000
Department Total	\$163,378,000
GRAND TOTAL	\$608,899,054

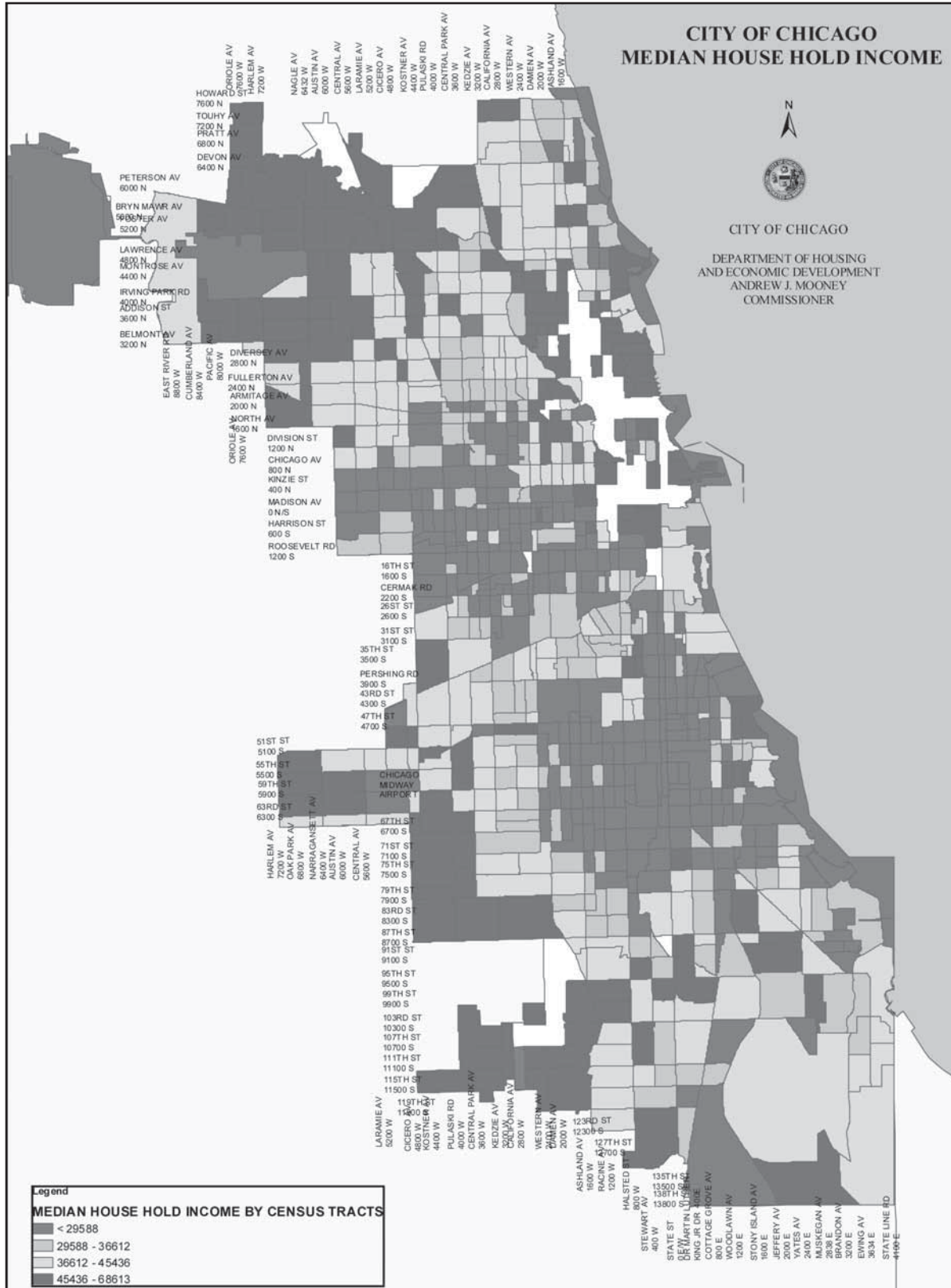
2012 BUDGET ACTION PLAN

LOW AND MODERATE CENSUS TRACTS



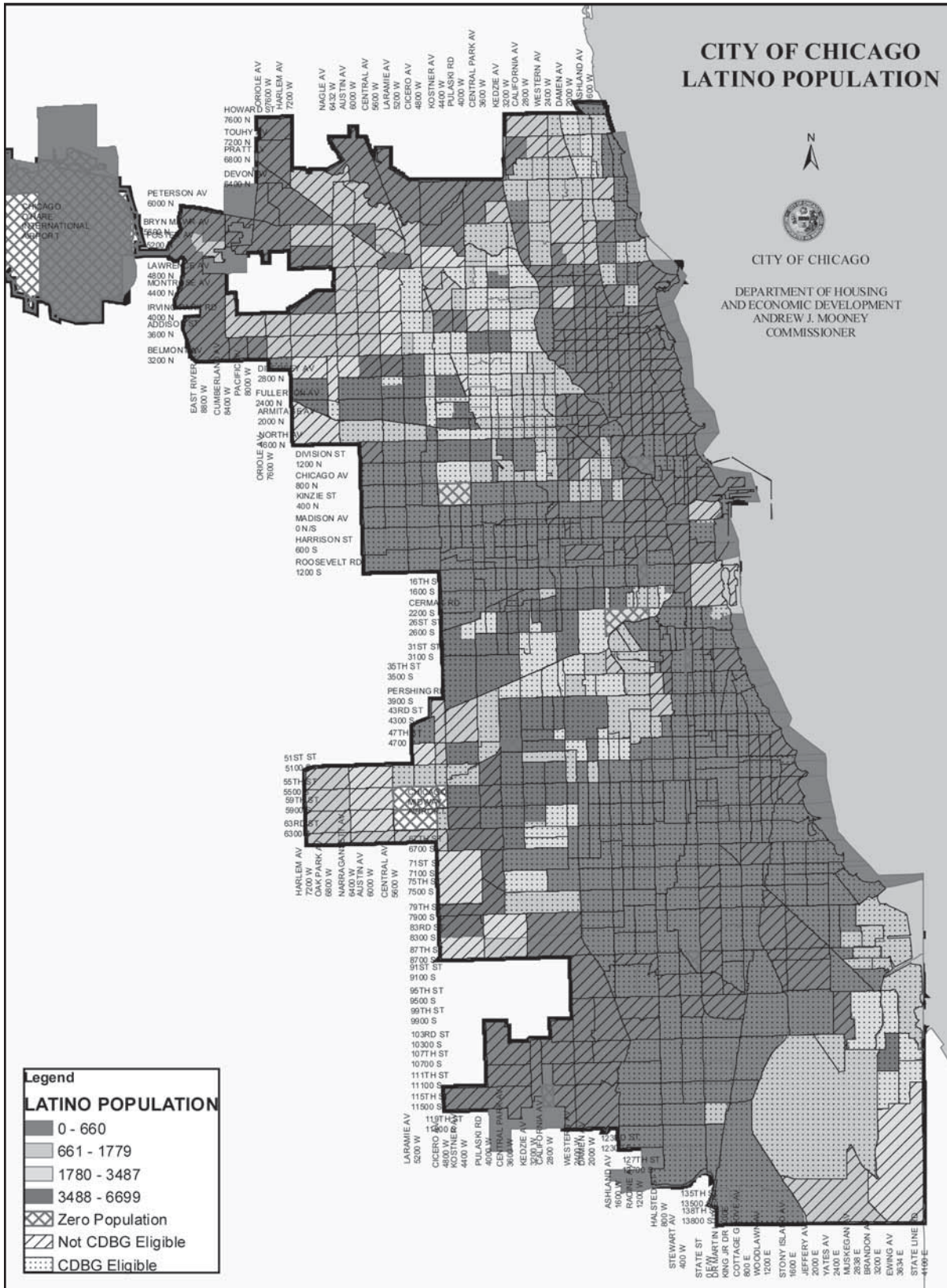
2012 BUDGET ACTION PLAN

MEDIAN HOUSE HOLD INCOME BY CENSUS TRACT



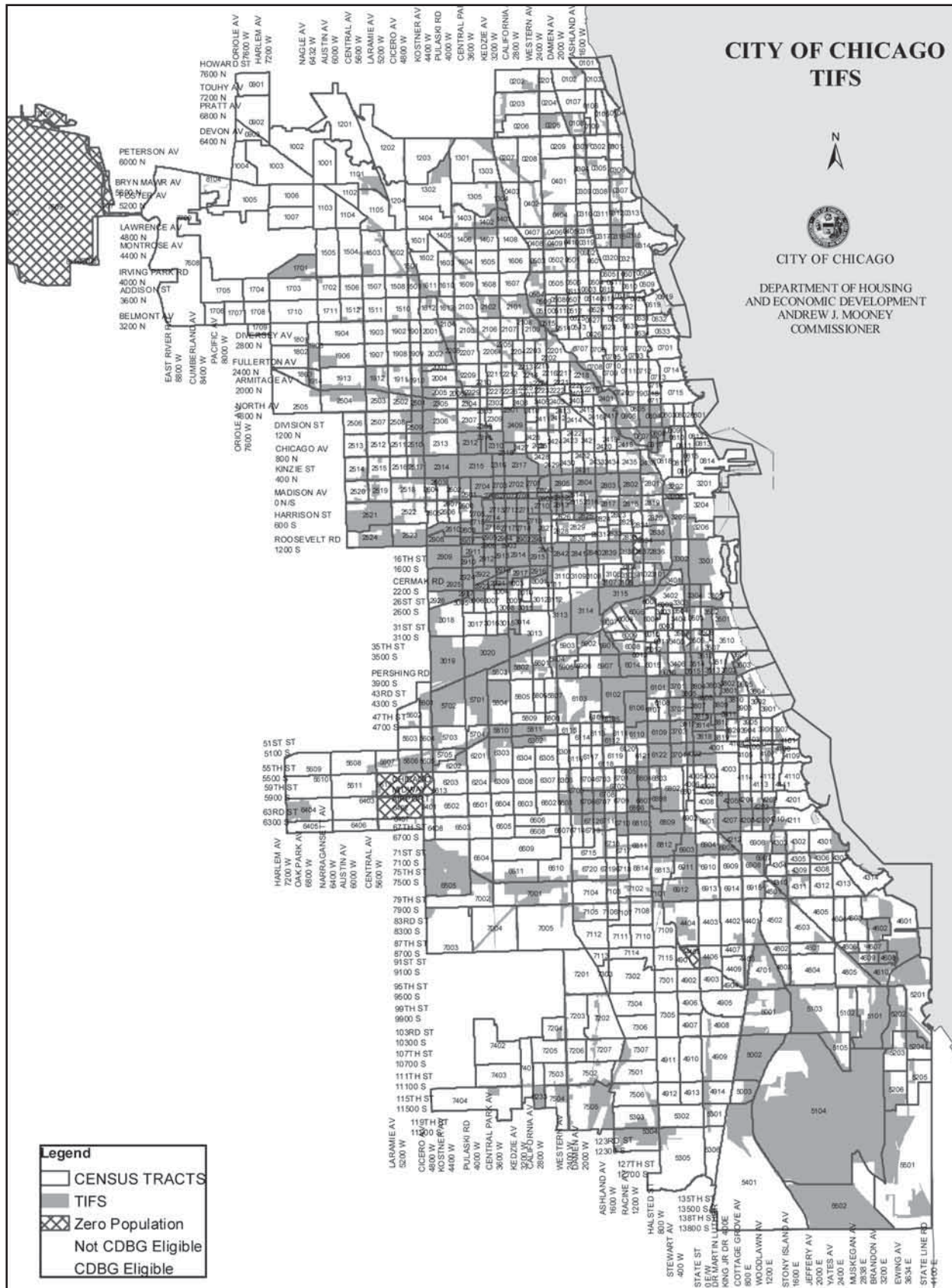
2012 BUDGET ACTION PLAN

2010 CENSUS LATINO POPULATION



2012 BUDGET ACTION PLAN

Low And Moderate Census Tracts/TIFS



BUDGET 2012
ACTION PLAN

COMMUNITY DEVELOPMENT
2012 APPROPRIATIONS

Community Development Block Grant Year XXXVIII Fund

ESTIMATES OF COMMUNITY DEVELOPMENT BLOCK GRANT FUNDING
FOR YEAR 2012 - JANUARY 1, THROUGH DECEMBER 31, 2012

0K38 Community Development Block Grant Entitlement for Year XXXVIII Fund	73,541,000
Reallocation of Unspent Community Development Block Grant Funds from Prior Years	7,287,000
Heat Receivership Income	400,000
Revenue Mental Health Clinics	86,000
Contributions	17,000
Revenue from Loan Repayments	1,000,000
Health Center Revenues	400,000
Troubled Buildings Initiative	900,000
Building Board-Ups	100,000
Multi-Housing Application Fees	8,000
Total Estimates	\$ 83,739,000

***Note:** The objects and purposes for which appropriations have been made are designated in the Ordinance by asterisk.

**OFFICE OF BUDGET AND MANAGEMENT
Administration and Monitoring**

005/1005		Amounts
<u>Code</u>		<u>Appropriated</u>
.0005	Salaries and Wages - On Payroll	449,353
.0015	Schedule Salary Adjustments	2,390
.0039	For the Employment of Students as Trainees	10,000
.0044	Fringe Benefits	175,678
* 2505 .0000	Personnel Services	637,421
.0130	Postage	3,700
.0138	For Professional Services for Information Technology Maintenance For Professional and Technical Services and Other Third Party Benefit	4,072
.0140	Agreements	556,755
.0152	Advertising	5,000
.0157	Rental of Equipment and Services	17,000
.0159	Lease Purchase Agreements for Equipment and Machinery	8,600
.0169	Technical Meeting Costs	5,000
* 2505 .0100	Contractual Services	600,127
.0245	Reimbursement to Travelers	3,000
.0270	Local Transportation	3,000
* 2505 .0200	Travel	6,000
.0348	Books and Related Material	1,630
.0350	Stationery and Office Supplies	3,500
* 2505 .0300	Commodities and Materials	5,130
.9157	For Repayment of Section 108 Loan	2,251,998
* 2505 .9100	Specific Purpose - As Specified	2,251,998
.9438	For Services Provided by the Department of General Services	20,000
* 2505 .9400	Specific Purpose - General	20,000
*BUDGET LEVEL TOTAL		\$ 3,520,676

		Positions and Salaries	
<u>Code</u>	<u>Positions</u>	<u>No.</u>	<u>Rate</u>
	3505 Administration and Monitoring		
1981	Coordinator of Economic Development	2	84,780
1302	Administrative Services Officer II	1	80,916
0366	Staff Assistant - Excluded	1	64,152
0366	Staff Assistant - Excluded	1	60,408
0306	Assistant Director	1	96,456
	Schedule Salary Adjustments		2,390
	SECTION TOTAL	6	473,882
	DIVISION TOTAL	6	473,882
	LESS TURNOVER		22,139
	TOTAL		\$ 451,743

Community Development Block Grant Year XXXVIII Fund

DEPARTMENT OF FINANCE
Accounting and Financial Reporting

027/1005		Amounts	
<u>Code</u>		<u>Appropriated</u>	
.0005	Salaries and Wages - On Payroll	1,086,091	
.0015	Schedule Salary Adjustments	2,526	
.0038	Work Study/Co-Op Education	20,000	
.0039	For the Employment of Students as Trainees	20,000	
.0044	Fringe Benefits	410,434	
* 2512 .0000	Personnel Services	1,539,051	
	For Professional and Technical Services and Other Third Party Benefit		
.0140	Agreements	40,950	
.0142	Accounting and Auditing	345,000	
.0189	Telephone - Non-Centrex Billings	300	
* 2512 .0100	Contractual Services	386,250	
.0348	Books and Related Material	1,400	
* 2512 .0300	Commodities and Materials	1,400	
*BUDGET LEVEL TOTAL		\$ 1,926,701	
Positions and Salaries			
<u>Code</u>	<u>Positions</u>	<u>No.</u>	<u>Rate</u>
	3512 Grant and Project Accounting		
	4512 Fiscal Management, Accounting and Auditing Services		
1143	Operations Analyst	1	69,300
0665	Senior Data Entry Operator	1	52,740
0190	Accounting Technician II	1	69,648
0187	Director of Accounting	1	104,772
0187	Director of Accounting	1	99,108
0177	Supervisor of Accounts	1	87,864
0120	Supervisor of Accounting	1	95,832
0105	Assistant Comptroller	1	104,064
0104	Accountant IV	1	91,224
0103	Accountant III	1	59,268
0102	Accountant II	2	76,524
0101	Accountant I	1	69,300
	Schedule Salary Adjustments		1,458
	SUB-SECTION TOTAL	13	1,057,626
	SECTION TOTAL	13	1,057,626
	3515 Internal Audit		
0184	Accounting Technician III	1	45,372
	Schedule Salary Adjustments		1,068
	SECTION TOTAL	1	46,440
	DIVISION TOTAL	14	1,104,066
	LESS TURNOVER		15,449
	TOTAL	\$	1,088,617

**DEPARTMENT OF LAW
Legal Services**

031/1005		Amounts
<u>Code</u>		<u>Appropriated</u>
.0005	Salaries and Wages - On Payroll	66,160
.0020	Overtime	150
.0044	Fringe Benefits	24,775
* 2505 .0000	Personnel Services	91,085
.0130	Postage	150
.0138	For Professional Services for Information Technology Maintenance For Professional and Technical Services and Other Third Party Benefit	452
.0140	Agreements	2,044
.0149	For Software Maintenance and Licensing For the Rental and Maintenance of Data Processing, Office Automation and	150
.0154	Data Communications Hardware	328
.0157	Rental of Equipment and Services	150
.0162	Repair/Maintenance of Equipment	150
.0166	Dues, Subscriptions and Memberships	633
.0169	Technical Meeting Costs	150
.0181	Mobile Communication Services	150
.0190	Telephone - Centrex Billing	422
.0197	Telephone - Maintenance and Repair of Equipment/Voicemail	150
* 2505 .0100	Contractual Services	4,929
*BUDGET LEVEL TOTAL		\$ 96,014

<u>Code</u>		<u>Positions and Salaries</u>	<u>No.</u>	<u>Rate</u>
3505 CDBG Legal Service				
1617	Paralegal II		1	66,492
SECTION TOTAL			1	66,492
DIVISION TOTAL			1	66,492
LESS TURNOVER				332
TOTAL			\$	66,160

Community Development Block Grant Year XXXVIII Fund

**DEPARTMENT OF LAW
Code Enforcement**

031/1005		Amounts
<u>Code</u>		<u>Appropriated</u>
.0005	Salaries and Wages - On Payroll	1,245,094
.0015	Schedule Salary Adjustments	3,188
.0020	Overtime	153
.0044	Fringe Benefits	468,247
* 2515 .0000	Personnel Services	1,716,682
.0138	For Professional Services for Information Technology Maintenance For Professional and Technical Services and Other Third Party Benefit	12,891
.0140	Agreements	24,679
.0149	For Software Maintenance and Licensing For the Rental and Maintenance of Data Processing, Office Automation and	468
.0154	Data Communications Hardware	4,150
.0157	Rental of Equipment and Services	353
.0162	Repair/Maintenance of Equipment	158
.0166	Dues, Subscriptions and Memberships	8,006
.0169	Technical Meeting Costs	2,084
.0178	Freight and Express Charges	170
.0181	Mobile Communication Services	1,748
.0190	Telephone - Centrex Billing	5,335
.0197	Telephone - Maintenance and Repair of Equipment/Voicemail	1,467
* 2515 .0100	Contractual Services	61,509
.0229	Transportation and Expense Allowance	714
.0270	Local Transportation	4,680
* 2515 .0200	Travel	5,394
	*BUDGET LEVEL TOTAL	\$ 1,783,585
	*DEPARTMENT TOTAL	\$ 1,879,599

**DEPARTMENT OF LAW
Code Enforcement
Positions and Salaries**

<u>Code</u>	<u>Positions</u>	<u>No.</u>	<u>Rate</u>
3515 Code Enforcement			
1692	Court File Clerk	2	52,740
1643	Assistant Corporation Counsel	1	75,312
1643	Assistant Corporation Counsel	2	70,380
1643	Assistant Corporation Counsel	1	68,832
1643	Assistant Corporation Counsel	1	66,960
1643	Assistant Corporation Counsel	1	65,196
1643	Assistant Corporation Counsel	1	61,980
1643	Assistant Corporation Counsel	2	57,192
1641	Assistant Corporation Counsel Supervisor - Senior	1	107,748
1641	Assistant Corporation Counsel Supervisor - Senior	1	92,676
0432	Supervising Clerk	1	60,600
0431	Clerk IV	1	63,456
0431	Clerk IV	1	60,600
0308	Staff Assistant	1	67,224
0302	Administrative Assistant II	1	55,212
0302	Administrative Assistant II	1	50,280
	Schedule Salary Adjustments		3,188
	SECTION TOTAL	19	1,259,888
	DIVISION TOTAL	19	1,259,888
	LESS TURNOVER		11,606
	TOTAL	\$	1,248,282
	DEPARTMENT TOTAL	20	1,326,380
	LESS TURNOVER		11,938
	TOTAL	\$	1,314,442

Community Development Block Grant Year XXXVIII Fund

**DEPARTMENT OF FLEET AND FACILITY MANAGEMENT
Environmental Review**

038/1005		Amounts	
<u>Code</u>		<u>Appropriated</u>	
.0005	Salaries and Wages - On Payroll	99,648	
.0044	Fringe Benefits	37,129	
* 2505 .0000	Personnel Services	136,777	
	*BUDGET LEVEL TOTAL	\$	136,777
	Positions and Salaries		
<u>Code</u>	<u>Positions</u>	<u>No.</u>	<u>Rate</u>
	3505 Environmental Review		
2073	Environmental Engineer III	1	99,648
	SECTION TOTAL	1	99,648
	DIVISION TOTAL	1	99,648

**DEPARTMENT OF PUBLIC HEALTH
Neighborhood Health Center Central Management**

041/1005		Amounts
<u>Code</u>		<u>Appropriated</u>
.0005	Salaries and Wages - On Payroll	198,386
.0044	Fringe Benefits	78,058
* 2510 .0000	Personnel Services	276,444
.0130	Postage	198
	Publications and Reproduction - Outside Services to be Expended with the Prior	
.0150	Approval of Graphics Services	6,100
.0169	Technical Meeting Costs	1,247
.0181	Mobile Communication Services	2,520
* 2510 .0100	Contractual Services	10,065
.0348	Books and Related Material	495
.0350	Stationery and Office Supplies	355
* 2510 .0300	Commodities and Materials	850
.9651	To Reimburse Corporate Fund for Indirect Expenses	1,089,718
* 2510 .9600	Reimbursements	1,089,718
*BUDGET LEVEL TOTAL		\$ 1,377,077

		Positions and Salaries	
<u>Code</u>	<u>Positions</u>	<u>No.</u>	<u>Rate</u>
	3510 Neighborhood Health Center Central Management		
0705	Director Public Affairs	1	83,004
0430	Clerk III	1	52,740
0308	Staff Assistant	1	73,752
	SECTION TOTAL	3	209,496
	DIVISION TOTAL	3	209,496
	LESS TURNOVER		11,110
	TOTAL		\$ 198,386

Community Development Block Grant Year XXXVIII Fund

**DEPARTMENT OF PUBLIC HEALTH
Lead Poisoning Prevention**

041/1005		Amounts	
<u>Code</u>		<u>Appropriated</u>	
.0005	Salaries and Wages - On Payroll	2,142,059	
.0015	Schedule Salary Adjustments	8,177	
.0044	Fringe Benefits	802,143	
.0091	Uniform Allowance	1,100	
* 2555 .0000	Personnel Services	2,953,479	
.0181	Mobile Communication Services	20,070	
* 2555 .0100	Contractual Services	20,070	
.0229	Transportation and Expense Allowance	39,996	
* 2555 .0200	Travel	39,996	
.0350	Stationery and Office Supplies	1,000	
* 2555 .0300	Commodities and Materials	1,000	
*BUDGET LEVEL TOTAL		\$ 3,014,545	
Positions and Salaries			
<u>Code</u>	<u>Positions</u>	<u>No.</u>	<u>Rate</u>
3555 Lead Paint Identification & Abatement			
3753	Public Health Nurse III	1	90,288
3752	Public Health Nurse II	1	96,300
3743	Public Health Aide	1	45,828
3743	Public Health Aide	1	41,784
3429	Case Manager Assistant	1	57,828
3414	Epidemiologist II	1	68,616
2151	Supervising Building/Construction Inspector	1	121,500
2151	Supervising Building/Construction Inspector	1	110,748
2150	Building/Construction Inspector	1	110,748
2150	Building/Construction Inspector	7	100,944
2150	Building/Construction Inspector	4	96,384
0832	Personal Computer Operator II	1	50,280
0665	Senior Data Entry Operator	1	50,280
0665	Senior Data Entry Operator	1	45,828
0430	Clerk III	1	43,740
0302	Administrative Assistant II	2	63,456
	Schedule Salary Adjustments		8,177
SECTION TOTAL		26	2,161,001
DIVISION TOTAL		26	2,161,001
LESS TURNOVER			10,765
TOTAL			\$ 2,150,236

**DEPARTMENT OF PUBLIC HEALTH
Family Violence Prevention Initiative**

041/1005		Amounts
<u>Code</u>		<u>Appropriated</u>
.0135	For Delegate Agencies	276,373
* 2565 .0100	Contractual Services	276,373
	*BUDGET LEVEL TOTAL	\$ 276,373
Family Violence Prevention		
ASIAN HUMAN SERVICES		29,722
CATHOLIC BISHOP OF CHICAGO - ST. PIUS V PARISH		27,665
CHICAGO YOUTH PROGRAMS, INC. - CHILDREN'S MEMORIAL		33,437
HEARTLAND HUMAN CARE SERVICES, INC.		28,080
SOUTH SIDE HELP CENTER		47,001
SOUTH-EAST ASIA CENTER		27,950
TAPROOTS, INC.		41,605
UNITY PARENTING AND COUNSELING, INC.		40,913
PROJECT TOTAL		276,373

Community Development Block Grant Year XXXVIII Fund

**DEPARTMENT OF PUBLIC HEALTH
Primary Healthcare for the Homeless**

041/1005		Amounts
<u>Code</u>		<u>Appropriated</u>
	.0135 For Delegate Agencies	96,858
* 2566	.0100 Contractual Services	96,858
	*BUDGET LEVEL TOTAL	\$ 96,858
Homeless Youth Services		
	CHRISTIAN COMMUNITY HEALTH CENTER	47,120
	MCDERMOTT CENTER DBA HAYMARKET CENTER	49,738
	PROJECT TOTAL	96,858

**DEPARTMENT OF PUBLIC HEALTH
Uptown Neighborhood Health Center**

This program will be funded with \$400,000 in health center revenues. Expenditures will be limited to \$1,042,985 until revenues are received and allotted to the program. The allotment of the funds will be under the direction of the Budget Director.

041/1005		Amounts
<u>Code</u>		<u>Appropriated</u>
.0005	Salaries and Wages - On Payroll	749,810
.0015	Schedule Salary Adjustments	1,436
.0044	Fringe Benefits	509,475
.0091	Uniform Allowance	1,200
* 2570 .0000	Personnel Services	1,261,921
.0125	Office and Building Services	450
.0130	Postage	225
	For Professional and Technical Services and Other Third Party Benefit	
.0140	Agreements	125,140
	Publications and Reproduction - Outside Services to be Expended with the Prior	
.0150	Approval of Graphics Services	1,800
.0157	Rental of Equipment and Services	3,600
.0162	Repair/Maintenance of Equipment	1,058
.0185	Waste Disposal Services	1,140
* 2570 .0100	Contractual Services	133,413
.0270	Local Transportation	565
* 2570 .0200	Travel	565
.0330	Food	450
.0338	License Sticker, Tag and Plates	1,532
.0340	Material and Supplies	4,050
.0342	Drugs, Medicine and Chemical Materials	8,494
.0343	X-Ray Supplies	25,000
.0350	Stationery and Office Supplies	7,560
* 2570 .0300	Commodities and Materials	47,086
	*BUDGET LEVEL TOTAL	\$ 1,442,985

Community Development Block Grant Year XXXVIII Fund

**DEPARTMENT OF PUBLIC HEALTH
Uptown Neighborhood Health Center
Positions and Salaries**

<u>Code</u>	<u>Positions</u>	<u>No.</u>	<u>Rate</u>
3570	Uptown Neighborhood Health Center		
3763	Nurse Practitioner	1	111,576
3751	Public Health Nurse I	1	83,184
3751	Public Health Nurse I	1	79,152
3366	Supervising Physician	1,820H	69.19H
3366	Supervising Physician	1,820H	67.09H
3363	Physician	1,820H	69.05H
3213	Dental Assistant	1	50,280
3169	Medical X-Ray Technologist	1	45,372
3139	Certified Medical Assistant	1	57,828
3139	Certified Medical Assistant	2	50,280
3139	Certified Medical Assistant	3	45,828
3139	Certified Medical Assistant	1	41,364
3138	Certified Medical Assistant - Per Agreement	1	63,456
1813	Senior Storekeeper	1	52,740
0431	Clerk IV	2	63,456
0430	Clerk III	1	43,740
	Schedule Salary Adjustments		1,436
	SECTION TOTAL	17	1,368,785
	DIVISION TOTAL	17	1,368,785
	LESS TURNOVER		617,539
	TOTAL	\$	751,246

**DEPARTMENT OF PUBLIC HEALTH
High Risk Primary Health Care**

041/1005		Amounts
<u>Code</u>		<u>Appropriated</u>
.0135	For Delegate Agencies	700,296
* 2597 .0100	Contractual Services	700,296
*BUDGET LEVEL TOTAL		\$ 700,296
HIV Prevention		
ACCESS COMMUNITY HEALTH NETWORK		67,500
CENTER ON HALSTED		67,500
HOWARD BROWN HEALTH CENTER		67,500
TASKFORCE PEVENTION		67,500
THE NIGHT MINISTRY		47,500
UNIVERSAL FAMILY CONNECTION, INC.		67,500
HIV Housing Program		
ALEXIAN BROTHERS BONAVENTURE HOUSE		40,500
CHICAGO HOUSE AND SOCIAL SERVICE AGENCY		107,396
CHILDREN'S PLACE ASSOC. - W. AUGUSTA BLVD.		51,300
HEARTLAND HUMAN CARE SERVICES, INC.		51,300
UNITY PARENTING AND COUNSELING, INC.		64,800
PROJECT TOTAL		700,296

Community Development Block Grant Year XXXVIII Fund

**DEPARTMENT OF PUBLIC HEALTH
Mental Health Clinics**

This program will be funded with \$86,000 in revenue from mental health clinics. Expenditures will be limited to \$3,033,192 until revenues are received and allotted to the program. The allotment of the funds will be under the direction of the Budget Director.

041/1005		Amounts
<u>Code</u>		<u>Appropriated</u>
.0005	Salaries and Wages - On Payroll	1,993,291
.0015	Schedule Salary Adjustments	13,014
.0044	Fringe Benefits	1,012,887
* 2598 .0000	Personnel Services	3,019,192
	For Professional and Technical Services and Other Third Party Benefit	
.0140	Agreements	100,000
* 2598 .0100	Contractual Services	100,000
	*BUDGET LEVEL TOTAL	\$ 3,119,192
	*DEPARTMENT TOTAL	\$ 10,027,326

DEPARTMENT OF PUBLIC HEALTH
Mental Health Clinics
Positions and Salaries

<u>Code</u>	<u>Positions</u>	<u>No.</u>	<u>Rate</u>
3576 Mental Health Clinics (MHC)			
4572 Greater Grand MHC			
3534	Clinical Therapist III	3	91,224
0665	Senior Data Entry Operator	1	55,212
0665	Senior Data Entry Operator	1	50,280
SUB-SECTION TOTAL		5	379,164
4573 Englewood MHC			
3548	Psychologist	1	99,648
3534	Clinical Therapist III	1	91,224
3534	Clinical Therapist III	1	65,424
3533	Clinical Therapist II	2	76,524
0303	Administrative Assistant III	1	76,428
	Schedule Salary Adjustments		1,596
SUB-SECTION TOTAL		6	487,368
4574 North River MHC			
3574	Social Work Assistant	1	69,648
3534	Clinical Therapist III	1	91,224
3534	Clinical Therapist III	1	82,812
0431	Clerk IV	1	63,456
0430	Clerk III	1	41,784
	Schedule Salary Adjustments		2,584
SUB-SECTION TOTAL		5	351,508
4576 Greater Lawn MHC			
3534	Clinical Therapist III	2	91,224
3534	Clinical Therapist III	1	82,812
3533	Clinical Therapist II	1	76,524
0323	Administrative Assistant III - Excluded	1	57,648
0308	Staff Assistant	1	57,648
0303	Administrative Assistant III	1	60,600
	Schedule Salary Adjustments		7,429
SUB-SECTION TOTAL		7	525,109
4577 Lawndale MHC			
3574	Social Work Assistant	1	69,648
3548	Psychologist	1	82,812
3534	Clinical Therapist III	2	91,224
3533	Clinical Therapist II	1	76,524
0665	Senior Data Entry Operator	1	45,828
0430	Clerk III	1	48,048
0303	Administrative Assistant III	1	76,428
	Schedule Salary Adjustments		1,405
SUB-SECTION TOTAL		8	583,141
4579 Roseland MHC			
3534	Clinical Therapist III	2	91,224
3533	Clinical Therapist II	2	76,524
0303	Administrative Assistant III	1	69,648
SUB-SECTION TOTAL		5	405,144
SECTION TOTAL		36	2,731,434

Community Development Block Grant Year XXXVIII Fund

DEPARTMENT OF PUBLIC HEALTH
Mental Health Clinics
Positions and Salaries

<u>Code</u>	<u>Positions</u>	<u>No.</u>	<u>Rate</u>
	DIVISION TOTAL	36	2,731,434
	LESS TURNOVER		725,129
	TOTAL	\$	2,006,305
	DEPARTMENT TOTAL	82	6,470,716
	LESS TURNOVER		1,364,543
	TOTAL	\$	5,106,173

**COMMISSION ON HUMAN RELATIONS
Education, Outreach & Intergroup Relations**

045/1005		Amounts
<u>Code</u>		<u>Appropriated</u>
.0005	Salaries and Wages - On Payroll	233,403
.0015	Schedule Salary Adjustments	423
.0020	Overtime	500
.0044	Fringe Benefits	87,403
* 2505 .0000	Personnel Services	321,729
.0130	Postage	1,800
.0138	For Professional Services for Information Technology Maintenance	8,958
.0157	Rental of Equipment and Services	7,500
.0169	Technical Meeting Costs	3,280
.0190	Telephone - Centrex Billing	3,100
* 2505 .0100	Contractual Services	24,638
.0229	Transportation and Expense Allowance	674
.0270	Local Transportation	900
* 2505 .0200	Travel	1,574
.0350	Stationery and Office Supplies	7,591
* 2505 .0300	Commodities and Materials	7,591
.9438	For Services Provided by the Department of General Services	9,955
* 2505 .9400	Specific Purpose - General	9,955
	*BUDGET LEVEL TOTAL	\$ 365,487

	Positions and Salaries			
<u>Code</u>	<u>Positions</u>		<u>No.</u>	<u>Rate</u>
	3505 Education, Outreach and Intergroup Relations			
3094	Human Relations Specialist II		1	72,936
3094	Human Relations Specialist II		1	65,808
3016	Director of Intergroup Relations and Outreach		1	95,832
	Schedule Salary Adjustments			423
	SECTION TOTAL		3	234,999
	DIVISION TOTAL		3	234,999
	LESS TURNOVER			1,173
	TOTAL			\$ 233,826

Community Development Block Grant Year XXXVIII Fund

**COMMISSION ON HUMAN RELATIONS
Fair Housing**

045/1005		Amounts
<u>Code</u>		<u>Appropriated</u>
.0005	Salaries and Wages - On Payroll	434,831
.0044	Fringe Benefits	162,832
* 2510 .0000	Personnel Services	597,663
.0130	Postage	1,800
	For Professional and Technical Services and Other Third Party Benefit	
.0140	Agreements	77,800
.0143	Court Reporting	32,975
.0157	Rental of Equipment and Services	824
.0190	Telephone - Centrex Billing	5,000
* 2510 .0100	Contractual Services	118,399
.0270	Local Transportation	400
* 2510 .0200	Travel	400
.0350	Stationery and Office Supplies	612
* 2510 .0300	Commodities and Materials	612
.9438	For Services Provided by the Department of General Services	500
* 2510 .9400	Specific Purpose - General	500
.9651	To Reimburse Corporate Fund for Indirect Expenses	220,000
* 2510 .9600	Reimbursements	220,000
	*BUDGET LEVEL TOTAL	\$ 937,574
	*DEPARTMENT TOTAL	\$ 1,303,061

		Positions and Salaries	
<u>Code</u>	<u>Positions</u>	<u>No.</u>	<u>Rate</u>
	3510 Fair Housing		
3086	Human Relations Investigator III	1	91,224
3085	Human Relations Investigator II	3	83,640
3015	Director of Human Rights Compliance	1	94,872
	SECTION TOTAL	5	437,016
	DIVISION TOTAL	5	437,016
	LESS TURNOVER		2,185
	TOTAL		\$ 434,831
	DEPARTMENT TOTAL	8	672,015
	LESS TURNOVER		3,358
	TOTAL		\$ 668,657

**MAYOR'S OFFICE FOR PEOPLE WITH DISABILITIES
Administration**

This program will be funded with \$17,000 in client contribution revenues. Expenditures will be limited to \$387,260 until revenues are received and allotted to the program. The allotment of the funds will be under the direction of the Budget Director.

048/1005		Amounts	
<u>Code</u>		<u>Appropriated</u>	
.0005	Salaries and Wages - On Payroll	63,831	
.0044	Fringe Benefits	23,903	
* 2503 .0000	Personnel Services	87,734	
.0138	For Professional Services for Information Technology Maintenance	14,116	
* 2503 .0100	Contractual Services	14,116	
.9651	To Reimburse Corporate Fund for Indirect Expenses	302,410	
* 2503 .9600	Reimbursements	302,410	
	*BUDGET LEVEL TOTAL	\$ 404,260	
	Positions and Salaries		
<u>Code</u>	<u>Positions</u>	<u>No.</u>	<u>Rate</u>
	3503 Administration		
0366	Staff Assistant - Excluded	1	64,152
	SECTION TOTAL	1	64,152
	DIVISION TOTAL	1	64,152
	LESS TURNOVER		321
	TOTAL		\$ 63,831

Community Development Block Grant Year XXXVIII Fund

**MAYOR'S OFFICE FOR PEOPLE WITH DISABILITIES
Disability Resources**

048/1005		Amounts
<u>Code</u>		<u>Appropriated</u>
.0005	Salaries and Wages - On Payroll	827,854
.0015	Schedule Salary Adjustments	6,145
.0039	For the Employment of Students as Trainees	2,300
.0044	Fringe Benefits	313,893
* 2505 .0000	Personnel Services	1,150,192
.0130	Postage	3,593
	For Professional and Technical Services and Other Third Party Benefit	
.0140	Agreements	9,743
* 2505 .0100	Contractual Services	13,336
.0270	Local Transportation	480
* 2505 .0200	Travel	480
.0350	Stationery and Office Supplies	5,039
* 2505 .0300	Commodities and Materials	5,039
*BUDGET LEVEL TOTAL		\$ 1,169,047

		Positions and Salaries	
<u>Code</u>	<u>Positions</u>	<u>No.</u>	<u>Rate</u>
	3506 Programs for the Disabled		
	4505 Program Operations		
9679	Deputy Commissioner	1	99,984
2905	Coordinator of Grants Management	1	54,672
1302	Administrative Services Officer II	1	88,812
0419	Customer Account Representative	1	50,280
	Schedule Salary Adjustments		1,284
	SUB-SECTION TOTAL	4	295,032
	4510 Information and Referral		
3092	Program Director	1	102,060
3073	Disability Specialist II	3	76,524
3072	Disability Specialist III	1	76,116
3039	Assistant Specialist in Disability	1	55,212
3004	Personal Care Attendant II	1	31,236
1912	Project Coordinator	1	54,492
	Schedule Salary Adjustments		4,861
	SUB-SECTION TOTAL	8	553,549
	SECTION TOTAL	12	848,581
	DIVISION TOTAL	12	848,581
	LESS TURNOVER		14,582
	TOTAL		\$ 833,999

**MAYOR'S OFFICE FOR PEOPLE WITH DISABILITIES
Independent Living for Disabled Persons**

048/1005		Amounts
<u>Code</u>		<u>Appropriated</u>
.0135	For Delegate Agencies	578,500
* 2510 .0100	Contractual Services	578,500
	*BUDGET LEVEL TOTAL	\$ 578,500
ACCESS LIVING OF METROPOLITAN CHICAGO		268,500
HELP AT HOME, INC.		160,000
SALVATION ARMY FAMILY & COMMUNITY SERVICES		150,000
PROJECT TOTAL.....		578,500

Community Development Block Grant Year XXXVIII Fund

**MAYOR'S OFFICE FOR PEOPLE WITH DISABILITIES
Home Mod Program**

048/1005

<u>Code</u>		<u>Amounts</u> <u>Appropriated</u>
.0005	Salaries and Wages - On Payroll	152,270
.0044	Fringe Benefits	57,021
* 2525 .0000	Personnel Services	209,291
.0135	For Delegate Agencies	332,000
* 2525 .0100	Contractual Services	332,000
	*BUDGET LEVEL TOTAL	\$ 541,291
	*DEPARTMENT TOTAL	\$ 2,693,098

		<u>Positions and Salaries</u>	
<u>Code</u>	<u>Positions</u>	<u>No.</u>	<u>Rate</u>
	3535 Home Mod		
3092	Program Director	1	76,512
3073	Disability Specialist II	1	76,524
	SECTION TOTAL	2	153,036
	DIVISION TOTAL	2	153,036
	LESS TURNOVER		766
	TOTAL		\$ 152,270
	DEPARTMENT TOTAL	15	1,065,769
	LESS TURNOVER		15,669
	TOTAL		\$ 1,050,100

EXTENDED HOME LIVING SERVICES, INC. 332,000

PROJECT TOTAL **332,000**

**DEPARTMENT OF FAMILY AND SUPPORT SERVICES
Planning and Administration**

050/1005		Amounts
<u>Code</u>		<u>Appropriated</u>
.0005	Salaries and Wages - On Payroll	181,536
.0044	Fringe Benefits	67,980
* 2501 .0000	Personnel Services	249,516
.0125	Office and Building Services	425
.0130	Postage	900
.0138	For Professional Services for Information Technology Maintenance For Professional and Technical Services and Other Third Party Benefit	103,011
.0140	Agreements	74,845
.0152	Advertising	1,883
.0157	Rental of Equipment and Services	1,906
.0159	Lease Purchase Agreements for Equipment and Machinery	55,314
.0162	Repair/Maintenance of Equipment	2,510
.0169	Technical Meeting Costs	5,433
.0171	Miscellaneous Supplies	4,761
.0188	Vehicle Tracking Service	3,250
.0190	Telephone - Centrex Billing	26,387
.0197	Telephone - Maintenance and Repair of Equipment/Voicemail	13,950
* 2501 .0100	Contractual Services	294,575
.0270	Local Transportation	8,500
* 2501 .0200	Travel	8,500
.0340	Material and Supplies	17,354
.0350	Stationery and Office Supplies	17,354
* 2501 .0300	Commodities and Materials	34,708
.9438	For Services Provided by the Department of General Services	13,148
* 2501 .9400	Specific Purpose - General	13,148
.9651	To Reimburse Corporate Fund for Indirect Expenses	1,152,402
* 2501 .9600	Reimbursements	1,152,402
*BUDGET LEVEL TOTAL		\$ 1,752,849

		Positions and Salaries	
<u>Code</u>	<u>Positions</u>	<u>No.</u>	<u>Rate</u>
	3501 Planning and Administration		
0193	Auditor III	1	91,224
0104	Accountant IV	1	91,224
	SECTION TOTAL	2	182,448
	DIVISION TOTAL	2	182,448
	LESS TURNOVER		912
	TOTAL	\$	181,536

Community Development Block Grant Year XXXVIII Fund

**DEPARTMENT OF FAMILY AND SUPPORT SERVICES
Youth Services**

050/1005		<u>Amounts</u>
<u>Code</u>		<u>Appropriated</u>
.0005	Salaries and Wages - On Payroll	691,027
.0044	Fringe Benefits	258,770
* 2505 .0000	Personnel Services	949,797
.0135	For Delegate Agencies	6,032,562
* 2505 .0100	Contractual Services	6,032,562
*BUDGET LEVEL TOTAL		\$ 6,982,359

<u>Code</u>	<u>Positions</u>	<u>Positions and Salaries</u>	
		<u>No.</u>	<u>Rate</u>
3510	Youth Services		
9679	Deputy Commissioner	1	105,828
3955	Youth Services Coordinator	1	80,916
3955	Youth Services Coordinator	5	63,516
3952	Director of Youth Services	1	88,476
0313	Assistant Commissioner	1	101,700
SECTION TOTAL		9	694,500
DIVISION TOTAL		9	694,500
LESS TURNOVER			3,473
TOTAL		\$	691,027

DEPARTMENT OF FAMILY AND SUPPORT SERVICES
Youth Services

Out of School Time

A KNOCK AT MIDNIGHT, NFP	26,000
ABRAHAM LINCOLN CENTER	35,000
ADA S. MCKINLEY COMMUNITY SERVICES, INC.	50,000
ALLIANCE FOR COMMUNITY PEACE	60,000
ALLIANCE OF LOCAL SERVICE ORGANIZATIONS	24,000
ASIAN HUMAN SERVICES	28,500
ASSOCIATION HOUSE OF CHICAGO	40,000
BACK OF THE YARDS NEIGHBORHOOD COUNCIL	60,000
BETTER BOYS FOUNDATION	35,000
BEULAH SCHOLARSHIP FOUNDATION	26,000
BLOCK CLUB FEDERATION	24,000
BOULEVARD ARTS CENTER	30,000
BOYS & GIRLS CLUBS OF CHICAGO	357,601
BRIGHTON PARK NEIGHBORHOOD COUNCIL	30,000
BUILD, INC.	60,000
CAMBODIAN ASSOCIATION OF ILLINOIS - LAWRENCE	24,960
CAROLE ROBERTSON CENTER FOR LEARNING	41,800
CASA CENTRAL	46,960
CATHOLIC BISHOP - HOLY CROSS IHM PARISH	37,000
CATHOLIC BISHOP OF CHICAGO - ST. PIUS V PARISH	44,750
CATHOLIC BISHOP OF CHICAGO - ST. SABINA	101,038
CENTER OF HIGHER DEVELOPMENT	98,000
CENTRAL STATES SER-JOBS FOR PROGRESS, INC.	36,000
CENTRO ROMERO	55,000
CHANGING WORLDS	30,000
CHARLES A. HAYES FAMILY INVESTMENT CENTER, INC.	26,000
CHICAGO HORTICULTURAL SOCIETY/CHGO BOTANIC GARDEN	17,000
CHICAGO HOUSE AND SOCIAL SERVICE AGENCY	35,000
CHICAGO URBAN LEAGUE	30,000
CHICAGO YOUTH CENTERS REBECCA K. CROWN CENTER	28,000
CHICAGO YOUTH CENTERS, INC. - ABC YOUTH CENTER	40,500
CHICAGO YOUTH CENTERS-ELLIOTT DONNELLEY CENTER	54,000
CHICAGO YOUTH PROGRAMS, INC. - CABRINI GREEN	23,000
CHINESE AMERICAN SERVICE LEAGUE (CASL)	40,000
CHINESE MUTUAL AID ASSOCIATION - W. ARGYLE ST.	38,500
CHRIST CENTER OF TRUTH	35,000
CHRISTIAN FELLOWSHIP FLOCK	20,000
COMER SCIENCE AND EDUCATION FOUNDATION	125,000
COMMUNITY HELP CENTER (DBA) MUSLIM WOMEN RESOURCE	30,000
CONCORDIA PLACE	25,000
CORE MUSIC FOUNDATION NFP	20,000
DMI INFORMATION PROCESSING CENTER	53,450
DOUGLAS PARK YOUTH SERVICES	26,100
EACH ONE TEACH ONE LITERACY	20,000
ERIE NEIGHBORHOOD HOUSE	58,000
ETHIOPIAN COMMUNITY ASSOCIATION OF CHICAGO, INC.	26,500

Community Development Block Grant Year XXXVIII Fund

DEPARTMENT OF FAMILY AND SUPPORT SERVICES
Youth Services

Out of School Time

FAMILY FOCUS LAWNSDALE	26,000
GIRL SCOUTS OF GREATER CHICAGO & NORTHWEST INDIANA	28,000
GIRLS IN THE GAME	34,000
HAMDARD CENTER FOR HEALTH AND HUMAN SERVICES	26,000
HEGEWISCH COMMUNITY COMMITTEE	20,000
HERMOSA COMMUNITY ORGANIZATION	50,000
HIGHTSIGHT	40,000
HOPE ORGANIZATION	61,400
HOWARD AREA COMMUNITY CENTER	41,664
HYDE PARK NEIGHBORHOOD CLUB	43,200
I CARE MINISTRIES - IOWA	32,500
IMPACT FAMILY CENTER	50,000
INDO-AMERICAN CENTER	27,500
INSTITUTE OF POSITIVE EDUCATION	28,296
INTERFAITH REFUGEE AND IMMIGRATION MINISTRIES	26,000
IRVING PARK YMCA	24,000
JHP COMMUNITY CENTER	35,000
K.L.E.O. COMMUNITY FAMILY LIFE CENTER	37,000
KELLY HALL YMCA	26,000
KENWOOD OAKLAND COMMUNITY ORGANIZATION	30,710
KOREAN AMERICAN RESOURCE & CULTURAL CENTER (KRCC)	30,000
KUUMBA LYNX	20,000
LEMUEL AUSTIN YOUTH FOUNDATION	65,000
LITTLE BLACK PEARL WORKSHOP	40,000
LOCAL MOTIONS, INC.	43,000
LOGAN SQUARE NEIGHBORHOOD ASSOCIATION	65,490
LOVE TO SERVE	26,000
MAJOR ADAMS COMMUNITY COMMITTEE	45,000
MARION NZINGA STAMPS YOUTH CENTER	42,200
METRO CHICAGO YOUTH FOR CHRIST	41,500
METROPOLITAN FAMILY SERVICES - MIDWAY CENTER	40,000
METROPOLITAN FAMILY SERVICES - NORTH CENTER	91,000
MID AUSTIN STEERING COMMITTEE	32,000
MIKVA CHALLENGE	50,000
MUJERES LATINAS EN ACCION	40,000
NEIGHBORHOOD BOYS AND GIRLS CLUB	59,000
NEW HOPE COMMUNITY SERVICE CENTER	45,000
PASSAGES ALTERNATIVE LIVING PROGRAMS, INC	30,650
PREVENTION FORCE FAMILY CENTER	30,000
PROJECT EXPLORATION	25,335
PROS ARTS STUDIO	17,020
R.B.C. COMMUNITY SERVICE CENTER	46,000
RAUNER FAMILY YMCA	30,375
ROSELAND YOUTH CENTER	50,000
SINAI COMMUNITY INSTITUTE	38,000
SOUTH CENTRAL COMMUNITY SERVICES - 79TH	45,000

**DEPARTMENT OF FAMILY AND SUPPORT SERVICES
Youth Services**

Out of School Time

SOUTH CENTRAL COMMUNITY SERVICES, INC. - 83RD	100,000
SOUTH SHORE DRILL TEAM & PERFORMING ARTS ENSEMBLE	65,000
SOUTH SIDE HELP CENTER	70,000
SOUTH SIDE YMCA	32,000
SOUTHWEST YOUTH COLLABORATIVE	38,400
ST. AGATHA FAMILY EMPOWERMENT (S.A.F.E.)	80,000
ST. JOSEPH SERVICES	30,250
SUCCESSFUL LIVING COMMUNITY SERVICE - 119TH ST.	30,000
SUNLIGHT AFRICAN COMMUNITY CENTER	28,800
T.E.A.M., INC.	16,365
THE CHRIST WAY M.B. CHURCH	50,000
THE MIRACLE CENTER	30,000
THE STUDENT CONSERVATION ASSOCIATION, INC. (SCA)	74,400
TO BE DETERMINED	103,200
TRUE STAR FOUNDATION	35,000
TRUE TO LIFE FOUNDATION	26,000
UNION LEAGUE BOYS AND GIRLS CLUBS	48,000
UNITED NEIGHBORHOOD ORGANIZATION	63,000
VIETNAMESE ASSOCIATION OF ILLINOIS	30,240
WESTSIDE YOUTH TECHNICAL ENTRP. CENTER (WYTEC)	40,000
WESTTOWN CONCERNED CITIZENS COALITION	40,000
WILL FEED COMMUNITY ORGANIZATION	27,361
WORLDWIDE FAMILY CENTER	30,600
YMCA - SOUTH CHICAGO	27,501
YMCA COMMUNITY SCHOOLS PROGRAM	26,000
YOUTH GUIDANCE (YG)	103,946
YOUTH SERVICE PROJECT, INC.	30,000
YOUTH TECHNOLOGY CORPS	35,000

Gang Intervention

BUILD, INC.	75,000
CENTRAL STATES SER-JOBS FOR PROGRESS, INC.	55,000
UNIVERSAL FAMILY CONNECTION, INC.	55,000
YMCA OF METROPOLITAN CHICAGO - STREET INTERVENTION	205,000

Mentoring

BIG BROTHERS BIG SISTERS OF METROPOLITAN CHICAGO	70,000
CABRINI CONNECTIONS	40,000
CHICAGO YOUTH PROGRAM, INC. - WASHINGTON PARK	24,000
CHICAGO YOUTH PROGRAMS, INC. - UPTOWN	25,000
FAMILY MATTERS	35,000
LIFE DIRECTIONS	24,000
PENEDO CHARITABLE ORGANIZATION	50,000
THE BLACK STAR PROJECT	55,000

CENTRO SIN FRONTERAS COMMUNITY SERVICES NETWORK	26,000
GLOBAL GIRLS	35,000

PROJECT TOTAL 6,032,562

Community Development Block Grant Year XXXVIII Fund

**DEPARTMENT OF FAMILY AND SUPPORT SERVICES
Human Services**

050/1005

<u>Code</u>		<u>Amounts</u>	
		<u>Appropriated</u>	
.0005	Salaries and Wages - On Payroll	150,695	
.0020	Overtime	135,000	
.0044	Fringe Benefits	56,431	
* 2510 .0000	Personnel Services	342,126	
.0135	For Delegate Agencies	2,453,284	
.0155	Rental of Property	99,000	
* 2510 .0100	Contractual Services	2,552,284	
.9438	For Services Provided by the Department of General Services	198,620	
* 2510 .9400	Specific Purpose - General	198,620	
*BUDGET LEVEL TOTAL		\$ 3,093,030	

<u>Code</u>		<u>Positions and Salaries</u>		<u>No.</u>		<u>Rate</u>	
	3520	Human Services Programs					
3838		Human Service Worker				41,364	
3801		Coordinator of Social Services		1		88,812	
3801		Coordinator of Social Services		1		62,640	
		SECTION TOTAL		2		151,452	
		DIVISION TOTAL		2		151,452	
		LESS TURNOVER				757	
		TOTAL				\$ 150,695	

Emergency Food Box Program

GREATER CHICAGO FOOD DEPOSITORY	668,571
Economic Stabilization	
BETWEEN FRIENDS	32,200
FAMILY RESCUE INC.	41,400
LIFE SPAN CENTER FOR LEGAL SERVICES AND ADVOCACY	64,000
SARAH'S INN	32,200

DEPARTMENT OF FAMILY AND SUPPORT SERVICES
Human Services

Family Violence Prevention

ALIVIO MEDICAL CENTER	46,000
APNA GHAR, INC. (OUR HOME)	109,072
BETWEEN FRIENDS	46,000
CATHOLIC BISHOP OF CHICAGO - ST. PIUS V PARISH	40,000
CENTRO ROMERO	41,000
CHRISTIAN COMMUNITY HEALTH CENTER	84,000
CONNECTIONS FOR ABUSED WOMEN AND THEIR CHILDREN	36,800
COUNSELING CENTER OF LAKEVIEW	41,000
DOMESTIC VIOLENCE LEGAL CLINIC F/K/A PRO BONO ADV.	64,000
FAMILY RESCUE INC.	46,000
HEARTLAND HUMAN CARE SERVICES, INC.	58,000
HOWARD AREA COMMUNITY CENTER	32,000
JANE ADDAMS HULL HOUSE ASSOCIATION	50,600
KOREAN AMERICAN COMMUNITY SERVICES	36,000
LIFE SPAN CENTER FOR LEGAL SERVICES AND ADVOCACY	36,000
METROPOLITAN FAMILY SERVICES - LEGAL AID BUREAU	56,000
METROPOLITAN FAMILY SERVICES - MIDWAY CENTER	41,400
METROPOLITAN FAMILY SERVICES - NORTH CENTER	36,800
METROPOLITAN FAMILY SERVICES FVIP	36,800
MUJERES LATINAS EN ACCION	155,072
POLISH AMERICAN ASSOCIATION	36,000
ROGERS PARK COMMUNITY COUNCIL - MORSE	41,000
SAMARITAN COMMUNITY CENTER	31,000
SARAH'S INN	32,200
UNIVERSAL FAMILY CONNECTION, INC.	15,000
WELLSPRING CENTER FOR HOPE	82,800

Food Supply Homeless Shelter

GREATER CHICAGO FOOD DEPOSITORY	284,369
PROJECT TOTAL	2,453,284

Community Development Block Grant Year XXXVIII Fund

**DEPARTMENT OF FAMILY AND SUPPORT SERVICES
Homeless Services**

050/1005		Amounts
<u>Code</u>		<u>Appropriated</u>
.0005	Salaries and Wages - On Payroll	2,783,226
.0015	Schedule Salary Adjustments	18,926
.0044	Fringe Benefits	1,045,578
* 2515 .0000	Personnel Services	3,847,730
.0135	For Delegate Agencies	5,124,811
* 2515 .0100	Contractual Services	5,124,811
*BUDGET LEVEL TOTAL		\$ 8,972,541

<u>Code</u>	<u>Positions</u>	<u>No.</u>	<u>Rate</u>
3516 Homeless Services			
7132	Mobile Unit Operator	1H	21.11H
3838	Human Service Worker	8	69,648
3838	Human Service Worker	2	66,492
3838	Human Service Worker	2	63,456
3838	Human Service Worker	2	60,600
3838	Human Service Worker	4	57,828
3838	Human Service Worker	8	55,212
3838	Human Service Worker	2	53,808
3838	Human Service Worker	4	52,740
3838	Human Service Worker	1	41,364
3826	Human Service Specialist II	1	83,832
3826	Human Service Specialist II	1	66,492
3826	Human Service Specialist II	1	59,976
3826	Human Service Specialist II	1	57,240
3826	Human Service Specialist II	1	54,672
3812	Director of Human Services	1	99,696
3812	Director of Human Services	1	87,924
3801	Coordinator of Social Services	2	59,796
0308	Staff Assistant	1	70,380
0104	Accountant IV	1	91,224
	Schedule Salary Adjustments		18,926
SECTION TOTAL		45	2,825,091
DIVISION TOTAL		45	2,825,091
LESS TURNOVER			22,939
TOTAL		\$	2,802,152

DEPARTMENT OF FAMILY AND SUPPORT SERVICES
Homeless Services

A SAFE HAVEN FOUNDATION (C.C.I.L.)	120,044
BEACON THERAPEUTIC DIAGNOSTIC AND TREATMENT CENTER	213,425
BREAKTHROUGH URBAN MINISTRIES, INC.	200,000
CASA CENTRAL	175,000
CHILD LINK	35,000
CHRISTIAN COMMUNITY HEALTH CENTER	80,000
CORNERSTONE COMMUNITY OUTREACH	863,074
DEBORAH'S PLACE	80,590
FAMILY RESCUE INC.	35,000
FEATHERPIST	197,104
FRANCISCAN OUTREACH ASSOCIATION	36,900
HOPE HOUSE	45,751
HUMBOLDT PARK S. S.	111,888
INSPIRATION CORPORATION	35,000
INSTITUTE OF WOMEN TODAY	239,449
MCDERMOTT CENTER DBA HAYMARKET CENTER	697,238
NEW LIFE FAMILY SERVICES	150,000
NORTH SIDE HOUSING	54,016
POLISH AMERICAN ASSOCIATION	202,606
SAN JOSE OBRERO MISSION	504,195
SARAH'S CIRCLE	29,250
ST. LEONARD'S MINISTRIES	134,200
TEEN LIVING PROGRAMS	50,000
THE JOSHUA MINISTRIES	200,000
THE NIGHT MINISTRY	155,081
THE SALVATION ARMY HARBOR LIGHT CENTER	130,000
YMCA OF METROPOLITAN CHICAGO - AUSTIN	350,000
PROJECT TOTAL	5,124,811

Community Development Block Grant Year XXXVIII Fund

**DEPARTMENT OF FAMILY AND SUPPORT SERVICES
Workforce Services**

050/1005		Amounts
<u>Code</u>		<u>Appropriated</u>
.0005	Salaries and Wages - On Payroll	166,909
.0044	Fringe Benefits	62,503
* 2520 .0000	Personnel Services	229,412
.0135	For Delegate Agencies	2,994,081
* 2520 .0100	Contractual Services	2,994,081
	*BUDGET LEVEL TOTAL	\$ 3,223,493

	Positions and Salaries			
<u>Code</u>	<u>Positions</u>		<u>No.</u>	<u>Rate</u>
	3530 Job Training Program			
0193	Auditor III		1	91,224
0102	Accountant II		1	76,524
	SECTION TOTAL		2	167,748
	DIVISION TOTAL		2	167,748
	LESS TURNOVER			839
	TOTAL			\$ 166,909

DEPARTMENT OF FAMILY AND SUPPORT SERVICES
Workforce Services

ALBANY PARK COMMUNITY CENTER, INC. - LAWRENCE	70,000
AUSTIN CHILDCARE PROVIDERS' NETWORK	50,167
CASA CENTRAL	59,000
CATHOLIC BISHOP OF CHICAGO - ST. SABINA	50,000
CHICAGO FEDERATION OF LABOR WORKERS ASSISTANCE COM	86,400
CHICAGO HOUSE AND SOCIAL SERVICE AGENCY	60,000
CHICAGO URBAN LEAGUE	55,000
CHICAGO WOMEN IN TRADES	86,400
CHINESE AMERICAN SERVICE LEAGUE (CASL)	86,400
CHINESE MUTUAL AID ASSOCIATION - W. ARGYLE ST.	71,040
COMMUNITY ASSISTANCE PROGRAMS	166,000
ETHIOPIAN COMMUNITY ASSOCIATION OF CHICAGO, INC.	130,000
GOLDIE'S PLACE	55,000
GOODWILL INDUSTRIES OF METROPOLITAN CHICAGO, INC.	60,000
GREATER WEST TOWN COMMUNITY DEVELOPMENT PROJECT	161,400
HOWARD AREA COMMUNITY CENTER	55,000
INSPIRATION CORPORATION	90,000
INSTITUTO DEL PROGRESO LATINO	62,000
JANE ADDAMS RESOURCE CORPORATION LIRI - RAVENSWOOD	59,000
JEWISH VOCATIONAL SERVICES	144,800
JOBS FOR YOUTH / CHICAGO, INC.	60,000
LOCAL INITIATIVES SUPPORT CORPORATION (LISC)	152,274
MCDERMOTT CENTER DBA HAYMARKET CENTER	65,000
MERCY HOUSING LAKEFRONT	86,400
NATIONAL LATINO EDUCATION INSTITUTE	100,000
NORTH LAWNSDALE EMPLOYMENT NETWORK	86,400
PHALANX FAMILY SERVICES	188,000
POLISH AMERICAN ASSOCIATION	161,400
SAFER FOUNDATION	30,000
ST. LEONARD'S MINISTRIES	65,000
THE CARA PROGRAM	147,000
UNIVERSAL FAMILY CONNECTION, INC.	75,000
WESTSIDE HEALTH AUTHORITY	60,000
WOODLAWN PRESERVATION INVESTMENT CORPORATION	60,000
PROJECT TOTAL	2,994,081

Community Development Block Grant Year XXXVIII Fund

**DEPARTMENT OF FAMILY AND SUPPORT SERVICES
Senior Services**

050/1005		Amounts	
<u>Code</u>		<u>Appropriated</u>	
	.0135 For Delegate Agencies	1,372,439	
* 2525	.0100 Contractual Services	1,372,439	
	*BUDGET LEVEL TOTAL	\$	1,372,439
	*DEPARTMENT TOTAL	\$	25,396,711
	DEPARTMENT TOTAL	60	4,021,239
	LESS TURNOVER		28,920
	TOTAL	\$	3,992,319
Advocacy and Support Assistance			
	BACK OF THE YARDS NEIGHBORHOOD COUNCIL		15,000
	CHICAGO IRISH IMMIGRANT SUPPORT		10,000
	CHICAGO MEZUZAH AND MITZVAH CAMPAIGNS		40,438
	CHINESE AMERICAN SERVICE LEAGUE (CASL)		10,000
	COUNCIL FOR JEWISH ELDERLY		10,000
	H.O.M.E.		65,000
	HAMDARD CENTER FOR HEALTH AND HUMAN SERVICES		10,000
	HEARTLAND HUMAN CARE SERVICES, INC.		35,000
	KOREAN AMERICAN COMMUNITY SERVICES		10,000
	MARCY NEWBERRY ASSOCIATION		10,000
	MARILLAC SOCIAL CENTER		50,000
	MYSI CORPORATION		45,000
	POLISH AMERICAN ASSOCIATION		10,000
	ROGERS PARK COMMUNITY COUNCIL - MORSE		20,178
	SALVATION ARMY FAMILY & COMMUNITY SERVICES		90,000
	SINAI COMMUNITY INSTITUTE		50,000
	SOUTH-EAST ASIA CENTER		7,500
	ST. VINCENT DE PAUL CENTER		57,500
	UNIVERSIDAD POPULAR		7,500
	Home Delivered Meals		
	OPEN KITCHENS, INC.		819,323
	PROJECT TOTAL		1,372,439

DEPARTMENT OF HOUSING AND ECONOMIC DEVELOPMENT
Finance and Administration

054/1005		Amounts
<u>Code</u>		<u>Appropriated</u>
.0005	Salaries and Wages - On Payroll	1,417,566
.0015	Schedule Salary Adjustments	4,029
.0039	For the Employment of Students as Trainees	98,350
.0044	Fringe Benefits	530,841
* 2505 .0000	Personnel Services	2,050,786
.0125	Office and Building Services	3,000
.0130	Postage	23,100
.0138	For Professional Services for Information Technology Maintenance	119,705
.0140	For Professional and Technical Services and Other Third Party Benefit	
.0140	Agreements	5,000
.0150	Publications and Reproduction - Outside Services to be Expended with the Prior	
.0150	Approval of Graphics Services	8,000
.0152	Advertising	19,646
.0155	Rental of Property	277,891
.0157	Rental of Equipment and Services	500
.0159	Lease Purchase Agreements for Equipment and Machinery	65,526
.0162	Repair/Maintenance of Equipment	78,957
.0166	Dues, Subscriptions and Memberships	1,000
.0169	Technical Meeting Costs	4,416
.0179	Messenger Service	3,800
.0181	Mobile Communication Services	18,000
.0190	Telephone - Centrex Billing	80,000
.0191	Telephone - Relocations of Phone Lines	5,800
.0197	Telephone - Maintenance and Repair of Equipment/Voicemail	29,000
* 2505 .0100	Contractual Services	743,341
.0229	Transportation and Expense Allowance	2,160
.0245	Reimbursement to Travelers	3,700
.0270	Local Transportation	4,800
* 2505 .0200	Travel	10,660
.0331	Electricity	15,000
.0340	Material and Supplies	6,360
.0348	Books and Related Material	3,200
.0350	Stationery and Office Supplies	23,820
* 2505 .0300	Commodities and Materials	48,380
.9438	For Services Provided by the Department of General Services	26,253
* 2505 .9400	Specific Purpose - General	26,253
.9651	To Reimburse Corporate Fund for Indirect Expenses	1,176,087
* 2505 .9600	Reimbursements	1,176,087
*BUDGET LEVEL TOTAL		\$ 4,055,507

Community Development Block Grant Year XXXVIII Fund

DEPARTMENT OF HOUSING AND ECONOMIC DEVELOPMENT
Finance and Administration

Positions and Salaries

<u>Code</u>	<u>Positions</u>	<u>No.</u>	<u>Rate</u>
3505	Finance and Human Resources		
9679	Deputy Commissioner	1	116,904
2944	Employability Review Specialist III	1	91,980
1576	Chief Voucher Expediter	1	77,280
0635	Senior Programmer/Analyst	1	99,648
0601	Director of Information Systems	1	96,984
0345	Contracts Coordinator	1	102,060
0311	Projects Administrator	1	73,620
0308	Staff Assistant	1	60,408
0303	Administrative Assistant III	1	69,648
0190	Accounting Technician II	1	69,648
0190	Accounting Technician II	1	57,828
0190	Accounting Technician II	1	55,212
0187	Director of Accounting	1	103,740
0104	Accountant IV	2	91,224
0103	Accountant III	2	83,640
	Schedule Salary Adjustments		4,029
	SECTION TOTAL	17	1,428,717
	DIVISION TOTAL	17	1,428,717
	LESS TURNOVER		7,122
	TOTAL	\$	1,421,595

**DEPARTMENT OF HOUSING AND ECONOMIC DEVELOPMENT
Developer Services**

This program will be funded with \$1,008,000 in loan repayments. The remaining \$1,223,024 will be derived from CDBG XXXVIII Entitlement. Expenditures will be limited to \$1,223,024 until revenues are received and allotted to the program. The allotment of the funds will be under the direction of the Budget Director.

054/1005		Amounts
<u>Code</u>		<u>Appropriated</u>
.0005	Salaries and Wages - On Payroll	185,035
.0044	Fringe Benefits	73,961
* 2515 .0000	Personnel Services	258,996
.0130	Postage	1,225
	For Professional and Technical Services and Other Third Party Benefit	
.0140	Agreements	21,000
.0141	Appraisals	37,600
.0159	Lease Purchase Agreements for Equipment and Machinery	8,100
.0169	Technical Meeting Costs	900
* 2515 .0100	Contractual Services	68,825
.0245	Reimbursement to Travelers	300
.0270	Local Transportation	250
* 2515 .0200	Travel	550
.0331	Electricity	7,000
.0340	Material and Supplies	1,800
.0350	Stationery and Office Supplies	1,800
* 2515 .0300	Commodities and Materials	10,600
.9103	Rehabilitation Loans and Grants	1,890,828
* 2515 .9100	Specific Purpose - As Specified	1,890,828
.9438	For Services Provided by the Department of General Services	1,225
* 2515 .9400	Specific Purpose - General	1,225
	*BUDGET LEVEL TOTAL	\$ 2,231,024

		Positions and Salaries	
<u>Code</u>	<u>Positions</u>	<u>No.</u>	<u>Rate</u>
	3515 Housing Developer Services		
9813	Managing Deputy Commissioner	1	141,204
1912	Project Coordinator	1	67,224
	SECTION TOTAL	2	208,428
	DIVISION TOTAL	2	208,428
	LESS TURNOVER		23,393
	TOTAL	\$	185,035

Community Development Block Grant Year XXXVIII Fund

**DEPARTMENT OF HOUSING AND ECONOMIC DEVELOPMENT
Housing Preservation**

This program will be funded with \$400,000 in heat receivership income and \$900,000 in troubled buildings income. The remaining \$4,702,922 will be derived from CDBG XXXVIII Entitlement. Expenditures will be limited to \$4,702,922 until revenues are received and allotted to the program. The allotment of the funds will be under the direction of the Budget Director.

054/1005		Amounts
<u>Code</u>		<u>Appropriated</u>
.0005	Salaries and Wages - On Payroll	381,713
.0015	Schedule Salary Adjustments	3,930
.0044	Fringe Benefits	145,068
* 2520 .0000	Personnel Services	530,711
.0125	Office and Building Services	1,000
.0130	Postage	925
.0157	Rental of Equipment and Services	700
.0159	Lease Purchase Agreements for Equipment and Machinery	5,000
.0162	Repair/Maintenance of Equipment	150
* 2520 .0100	Contractual Services	7,775
.0245	Reimbursement to Travelers	300
* 2520 .0200	Travel	300
.0331	Electricity	13,000
.0340	Material and Supplies	3,000
.0350	Stationery and Office Supplies	3,000
* 2520 .0300	Commodities and Materials	19,000
.9110	Property Management, Maintenance and Security	142,511
.9126	For Heat Receivership Program	1,300,000
* 2520 .9100	Specific Purpose - As Specified	1,442,511
.9211	Single-Family Troubled Building Initiative	2,000,000
.9212	Multi-Family Troubled Building Initiative	2,000,000
* 2520 .9200	Specific Purpose - As Specified	4,000,000
.9438	For Services Provided by the Department of General Services	2,625
* 2520 .9400	Specific Purpose - General	2,625
*BUDGET LEVEL TOTAL		\$ 6,002,922

<u>Code</u>		<u>Positions and Salaries</u>	<u>No.</u>	<u>Rate</u>
3520 Housing Preservation				
9679	Deputy Commissioner		1	113,208
1439	Financial Planning Analyst		1	79,464
0309	Coordinator of Special Projects		1	59,796
0308	Staff Assistant		1	67,224
0303	Administrative Assistant III		1	69,648
	Schedule Salary Adjustments			3,930
SECTION TOTAL			5	393,270
DIVISION TOTAL			5	393,270
LESS TURNOVER				7,627
TOTAL			\$	385,643

**DEPARTMENT OF HOUSING AND ECONOMIC DEVELOPMENT
Communications and Outreach**

054/1005		Amounts
<u>Code</u>		<u>Appropriated</u>
.0005	Salaries and Wages - On Payroll	428,335
.0015	Schedule Salary Adjustments	2,440
.0044	Fringe Benefits	164,558
* 2525 .0000	Personnel Services	595,333
.0130	Postage	700
	For Professional and Technical Services and Other Third Party Benefit	
.0140	Agreements	9,000
.0152	Advertising	13,000
.0157	Rental of Equipment and Services	700
.0159	Lease Purchase Agreements for Equipment and Machinery	5,200
.0162	Repair/Maintenance of Equipment	250
* 2525 .0100	Contractual Services	28,850
.0245	Reimbursement to Travelers	850
.0270	Local Transportation	400
* 2525 .0200	Travel	1,250
.0331	Electricity	10,000
.0340	Material and Supplies	2,500
.0350	Stationery and Office Supplies	4,000
* 2525 .0300	Commodities and Materials	16,500
.9438	For Services Provided by the Department of General Services	2,800
* 2525 .9400	Specific Purpose - General	2,800
*BUDGET LEVEL TOTAL		\$ 644,733

		Positions and Salaries	
<u>Code</u>	<u>Positions</u>	<u>No.</u>	<u>Rate</u>
	3525 Communications and Outreach		
9679	Deputy Commissioner	1	116,904
0809	Executive Secretary I	1	45,684
0703	Public Relations Rep III	1	76,428
0309	Coordinator of Special Projects	1	80,916
0308	Staff Assistant	1	67,224
0308	Staff Assistant	1	54,492
	Schedule Salary Adjustments		2,440
	SECTION TOTAL	6	444,088
	DIVISION TOTAL	6	444,088
	LESS TURNOVER		13,313
	TOTAL	\$	430,775

Community Development Block Grant Year XXXVIII Fund

**DEPARTMENT OF HOUSING AND ECONOMIC DEVELOPMENT
Emergency Housing Assistance**

054/1005

<u>Code</u>		<u>Amounts</u>	
		<u>Appropriated</u>	
.0005	Salaries and Wages - On Payroll	670,966	
.0015	Schedule Salary Adjustments	3,011	
.0044	Fringe Benefits	253,393	
* 2530 .0000	Personnel Services	927,370	
.9103	Rehabilitation Loans and Grants	6,900,000	
* 2530 .9100	Specific Purpose - As Specified	6,900,000	
*BUDGET LEVEL TOTAL		\$ 7,827,370	

<u>Code</u>		<u>Positions and Salaries</u>		<u>No.</u>		<u>Rate</u>	
3530		Emergency Housing Assistance					
1989	Director of Loan Processing			1		84,780	
1987	Loan Processing Officer			1		83,832	
1940	Supervising Rehabilitation Construction Specialist			1		69,684	
1939	Rehabilitation Construction Specialist			1		100,944	
1939	Rehabilitation Construction Specialist			1		76,428	
1939	Rehabilitation Construction Specialist			1		72,192	
1939	Rehabilitation Construction Specialist			1		68,952	
1939	Rehabilitation Construction Specialist			1		59,976	
1301	Administrative Services Officer I			1		63,276	
	Schedule Salary Adjustments					3,011	
SECTION TOTAL				9		683,075	
DIVISION TOTAL				9		683,075	
LESS TURNOVER						9,098	
TOTAL						\$ 673,977	

**DEPARTMENT OF HOUSING AND ECONOMIC DEVELOPMENT
Housing Services Technical Assistance**

054/1005		Amounts
<u>Code</u>		<u>Appropriated</u>
.0005	Salaries and Wages - On Payroll	227,732
.0015	Schedule Salary Adjustments	1,827
.0044	Fringe Benefits	85,279
* 2536 .0000	Personnel Services	314,838
.0135	For Delegate Agencies	804,500
* 2536 .0100	Contractual Services	804,500
*BUDGET LEVEL TOTAL		\$ 1,119,338

		Positions and Salaries	
<u>Code</u>	<u>Positions</u>	<u>No.</u>	<u>Rate</u>
	3536 Housing Services and Technical Assistance		
1912	Project Coordinator	1	88,812
1301	Administrative Services Officer I	1	70,380
0309	Coordinator of Special Projects	1	69,684
	Schedule Salary Adjustments		1,827
	SECTION TOTAL	3	230,703
	DIVISION TOTAL	3	230,703
	LESS TURNOVER		1,144
	TOTAL	\$	229,559

Community Development Block Grant Year XXXVIII Fund

**DEPARTMENT OF HOUSING AND ECONOMIC DEVELOPMENT
Housing Services Technical Assistance**

ALBANY PARK COMMUNITY CENTER, INC. - LAWRENCE	25,000
BETHEL NEW LIFE, INC.	20,000
BICKERDIKE REDEVELOPMENT CORPORATION	35,000
BRIDGING THE GAP COMMUNAL LIVING	37,000
CHICAGO URBAN LEAGUE DEV. CORP. - S. MICHIGAN AVE.	20,000
CHINESE MUTUAL AID ASSOCIATION - W. ARGYLE ST.	30,000
CLARETIAN ASSOCIATES, INC.	30,000
COUNCIL FOR JEWISH ELDERLY	35,000
EIGHTEENTH STREET DEVELOPMENT CORPORATION	20,000
FIRST COMMUNITY LAND TRUST OF CHICAGO	42,500
GARFIELD PARK CONSERVATORY ALLIANCE	20,000
GENESIS HOUSING DEVELOPMENT CORP.	20,000
GRANDFAMILIES PROGRAM OF CHICAGO	30,000
GREATER AUBURN GRESHAM DEVELOPMENT CORPORATION	35,000
KOREAN AMERICAN COMMUNITY SERVICES	20,000
LA CASA NORTE	25,000
LATIN UNITED COMMUNITY HOUSING ASSOCIATION	40,000
LAWNDALE CHRISTIAN DEVELOPMENT CORPORATION	20,000
LITTLE VILLAGE COMMUNITY DEVELOPMENT CORP.-PULASKI	20,000
METROPOLITAN FAMILY SERVICES - CALUMET CENTER	25,000
METROPOLITAN FAMILY SERVICES - NORTH CENTER	30,000
NOBEL NEIGHBORS	25,000
POLISH AMERICAN ASSOCIATION	25,000
ROGERS PARK COMMUNITY COUNCIL - MORSE	50,000
SOUTH AUSTIN COALITION COMMUNITY COUNCIL	35,000
THE SEEDS CENTER	25,000
WESTTOWN CONCERNED CITIZENS COALITION	25,000
WOODLAWN EAST COMMUNITY AND NEIGHBORS, INC.	20,000
ZAM'S HOPE (C.R.C.)	30,000
PROJECT TOTAL	804,500

**DEPARTMENT OF HOUSING AND ECONOMIC DEVELOPMENT
Homeownership Center**

054/1005		Amounts
<u>Code</u>		<u>Appropriated</u>
	.0005 Salaries and Wages - On Payroll	522,497
	.0015 Schedule Salary Adjustments	6,089
	.0044 Fringe Benefits	197,789
* 2540	.0000 Personnel Services	726,375
	.0130 Postage	2,000
	For Professional and Technical Services and Other Third Party Benefit	
	.0140 Agreements	56,750
	.0157 Rental of Equipment and Services	850
	.0159 Lease Purchase Agreements for Equipment and Machinery	5,000
	.0162 Repair/Maintenance of Equipment	250
* 2540	.0100 Contractual Services	64,850
	.0245 Reimbursement to Travelers	750
	.0270 Local Transportation	2,500
* 2540	.0200 Travel	3,250
	.0331 Electricity	12,000
	.0340 Material and Supplies	2,500
	.0350 Stationery and Office Supplies	4,000
* 2540	.0300 Commodities and Materials	18,500
	.9438 For Services Provided by the Department of General Services	1,571
* 2540	.9400 Specific Purpose - General	1,571
*BUDGET LEVEL TOTAL		\$ 814,546

		Positions and Salaries	
<u>Code</u>	<u>Positions</u>	<u>No.</u>	<u>Rate</u>
	3540 Homeownership Center		
2989	Grants Research Specialist	1	91,224
1994	Loan Processing Specialist	1	69,648
1989	Director of Loan Processing	1	84,780
0310	Project Manager	1	91,848
0309	Coordinator of Special Projects	1	59,796
0303	Administrative Assistant III	1	72,936
0303	Administrative Assistant III	1	60,600
	Schedule Salary Adjustments		6,089
	SECTION TOTAL	7	536,921
	DIVISION TOTAL	7	536,921
	LESS TURNOVER		8,335
	TOTAL		\$ 528,586

Community Development Block Grant Year XXXVIII Fund

**DEPARTMENT OF HOUSING AND ECONOMIC DEVELOPMENT
Homeownership Counseling Services**

054/1005		Amounts
<u>Code</u>		<u>Appropriated</u>
	.0135 For Delegate Agencies	445,000
* 2541	.0100 Contractual Services	445,000
	*BUDGET LEVEL TOTAL	\$ 445,000
BETHEL NEW LIFE, INC.		24,000
CHICAGO URBAN LEAGUE DEV. CORP. - S. MICHIGAN AVE.		29,167
LATIN UNITED COMMUNITY HOUSING ASSOCIATION		52,167
NOBEL NEIGHBORS		29,167
NORTHWEST SIDE HOUSING CENTER		48,000
PARTNERS IN COMMUNITY BUILDING, INC.		24,000
ROGERS PARK COMMUNITY DEVELOPMENT CORPORATION		125,166
SPANISH COALITION FOR HOUSING		79,166
THE RESURRECTION PROJECT		34,167
PROJECT TOTAL		445,000

**DEPARTMENT OF HOUSING AND ECONOMIC DEVELOPMENT
Small Accessible Repairs for Seniors**

054/1005		Amounts
<u>Code</u>		<u>Appropriated</u>
.0135	For Delegate Agencies	1,809,400
* 2551 .0100	Contractual Services	1,809,400
	*BUDGET LEVEL TOTAL	\$ 1,809,400
BACK OF THE YARDS NEIGHBORHOOD COUNCIL		100,000
BICKERDIKE REDEVELOPMENT CORPORATION		100,000
CHINESE AMERICAN SERVICE LEAGUE (CASL)		66,000
GENESIS HOUSING DEVELOPMENT CORP.		40,000
GREATER ASHBURN PLANNING ASSOCIATION		30,000
GREATER AUBURN GRESHAM DEVELOPMENT CORPORATION		105,000
GREATER SOUTHWEST DEVELOPMENT CORPORATION		107,000
LATIN UNITED COMMUNITY HOUSING ASSOCIATION		122,000
LEED COUNCIL, INC.		50,000
NEAR WEST SIDE COMMUNITY DEVELOPMENT CORPORATION		241,308
NEIGHBORHOOD HOUSING SERVICES OF CHICAGO		154,400
PARTNERS IN COMMUNITY BUILDING, INC.		30,000
RAMP UP, LLC/UCP OF GREATER CHICAGO		191,692
RAVENSWOOD COMMUNITY COUNCIL		40,000
ROGERS PARK COMMUNITY COUNCIL - MORSE		100,000
UNITED NEIGHBORHOOD ORGANIZATION		195,000
VOICE OF THE PEOPLE IN UPTOWN, INC.		57,000
WILL FEED COMMUNITY ORGANIZATION		80,000
PROJECT TOTAL		1,809,400

Community Development Block Grant Year XXXVIII Fund

**DEPARTMENT OF HOUSING AND ECONOMIC DEVELOPMENT
Neighborhood Lending Program**

054/1005		Amounts
<u>Code</u>		<u>Appropriated</u>
.9103	Rehabilitation Loans and Grants	3,600,000
* 2560 .9100	Specific Purpose - As Specified	3,600,000
	*BUDGET LEVEL TOTAL	\$ 3,600,000

DEPARTMENT OF HOUSING AND ECONOMIC DEVELOPMENT
Construction Monitoring and Compliance

054/1005		Amounts
<u>Code</u>		<u>Appropriated</u>
.0005	Salaries and Wages - On Payroll	954,889
.0015	Schedule Salary Adjustments	5,434
.0044	Fringe Benefits	367,613
* 2566 .0000	Personnel Services	1,327,936
.0130	Postage	1,000
	For Professional and Technical Services and Other Third Party Benefit	
.0140	Agreements	57,500
.0157	Rental of Equipment and Services	600
.0159	Lease Purchase Agreements for Equipment and Machinery	10,000
.0169	Technical Meeting Costs	1,000
* 2566 .0100	Contractual Services	70,100
.0229	Transportation and Expense Allowance	30,000
.0245	Reimbursement to Travelers	250
.0270	Local Transportation	200
* 2566 .0200	Travel	30,450
.0331	Electricity	15,000
.0340	Material and Supplies	15,000
.0350	Stationery and Office Supplies	6,700
* 2566 .0300	Commodities and Materials	36,700
.9438	For Services Provided by the Department of General Services	4,347
* 2566 .9400	Specific Purpose - General	4,347
	*BUDGET LEVEL TOTAL	\$ 1,469,533
	*DEPARTMENT TOTAL	\$ 30,019,373

Community Development Block Grant Year XXXVIII Fund

DEPARTMENT OF HOUSING AND ECONOMIC DEVELOPMENT
Construction Monitoring and Compliance

Positions and Salaries

<u>Code</u>	<u>Positions</u>	<u>No.</u>	<u>Rate</u>
3566 Construction Monitoring and Compliance			
9679	Deputy Commissioner	1	116,904
6143	Engineering Technician IV	1	69,648
5404	Architect IV	1	99,648
5404	Architect IV	1	72,156
5403	Architect III	1	75,768
2915	Program Auditor II	1	66,492
2915	Program Auditor II	1	63,456
1939	Rehabilitation Construction Specialist	1	100,944
1939	Rehabilitation Construction Specialist	1	79,992
1939	Rehabilitation Construction Specialist	1	72,192
0313	Assistant Commissioner	1	92,988
0303	Administrative Assistant III	1	76,428
	Schedule Salary Adjustments		5,434
	SECTION TOTAL	12	992,050
	DIVISION TOTAL	12	992,050
	LESS TURNOVER		31,727
	TOTAL	\$	960,323
	DEPARTMENT TOTAL	61	4,917,252
	LESS TURNOVER		101,759
	TOTAL	\$	4,815,493

**DEPARTMENT OF BUILDINGS
Troubled Buildings Program**

This program will be funded with \$100,000 in Program Income. The remaining \$3,527,865 will be derived from CDBG XXXVIII Entitlement. Expenditures will be limited to \$3,527,865 until revenues are received and allotted to the program. The allotment of the funds will be under the direction of the Budget Director.

067/1005		Amounts
<u>Code</u>		<u>Appropriated</u>
.0005	Salaries and Wages - On Payroll	2,345,649
.0015	Schedule Salary Adjustments	16,115
.0044	Fringe Benefits	878,382
* 2505 .0000	Personnel Services	3,240,146
	For Professional and Technical Services and Other Third Party Benefit	
.0140	Agreements	300,000
.0162	Repair/Maintenance of Equipment	4,719
.0181	Mobile Communication Services	38,000
* 2505 .0100	Contractual Services	342,719
.0229	Transportation and Expense Allowance	45,000
* 2505 .0200	Travel	45,000
*BUDGET LEVEL TOTAL		\$ 3,627,865

		Positions and Salaries	
<u>Code</u>	<u>Positions</u>	<u>No.</u>	<u>Rate</u>
	3505 Vacant Property and Demolition		
9679	Deputy Commissioner	1	109,236
2152	Chief Building/Construction Inspector	1	92,064
2151	Supervising Building/Construction Inspector	1	105,732
2150	Building/Construction Inspector	2	110,748
2150	Building/Construction Inspector	1	105,732
2150	Building/Construction Inspector	1	100,944
2150	Building/Construction Inspector	1	96,384
2150	Building/Construction Inspector	4	91,980
2150	Building/Construction Inspector	3	87,864
2150	Building/Construction Inspector	1	83,832
2150	Building/Construction Inspector	5	79,212
2150	Building/Construction Inspector	1	75,660
1912	Project Coordinator	1	70,380
1912	Project Coordinator	1	67,224
1301	Administrative Services Officer I	1	73,752
0308	Staff Assistant	1	54,492
0303	Administrative Assistant III	1	72,936
	Schedule Salary Adjustments		16,115
	SECTION TOTAL	27	2,373,551
	DIVISION TOTAL	27	2,373,551
	LESS TURNOVER		11,787
	TOTAL		\$ 2,361,764

Community Development Block Grant Year XXXVIII Fund

**DEPARTMENT OF BUILDINGS
Code Enforcement**

067/1005

<u>Code</u>		<u>Amounts</u>	
		<u>Appropriated</u>	
	.0005 Salaries and Wages - On Payroll		2,199,550
	.0015 Schedule Salary Adjustments		13,122
	.0044 Fringe Benefits		823,641
*	2510 .0000 Personnel Services		3,036,313
	.0162 Repair/Maintenance of Equipment		12,500
	.0181 Mobile Communication Services		90,000
*	2510 .0100 Contractual Services		102,500
	.0229 Transportation and Expense Allowance		57,000
*	2510 .0200 Travel		57,000
	.0340 Material and Supplies		12,000
*	2510 .0300 Commodities and Materials		12,000
	*BUDGET LEVEL TOTAL	\$	3,207,813
	*DEPARTMENT TOTAL	\$	6,835,678
	*FUND TOTAL	\$	83,739,000

Positions and Salaries

<u>Code</u>	<u>Positions</u>	<u>No.</u>	<u>Rate</u>
	3510 Code Enforcement		
2151	Supervising Building/Construction Inspector	1	121,500
2151	Supervising Building/Construction Inspector	1	105,732
2150	Building/Construction Inspector	2	105,732
2150	Building/Construction Inspector	2	96,384
2150	Building/Construction Inspector	3	91,980
2150	Building/Construction Inspector	3	87,864
2150	Building/Construction Inspector	1	83,832
2150	Building/Construction Inspector	9	79,212
2150	Building/Construction Inspector	3	75,660
2148	Temperature Control Technician - Hourly	840H	18.82H
	Schedule Salary Adjustments		13,122
	SECTION TOTAL	25	2,223,647
	DIVISION TOTAL	25	2,223,647
	LESS TURNOVER		10,975
	TOTAL		\$ 2,212,672
	DEPARTMENT TOTAL	52	4,597,198
	LESS TURNOVER		22,762
	TOTAL		\$ 4,574,436

2012 BUDGET ACTION PLAN

SUMMARY OF PUBLIC COMMENTS

The first Public Hearing was held March 17, 2011 at the Chicago Cultural Center. The hearing gave citizens the opportunity to provide input on programming ideas, priorities and needs within their communities and neighborhoods, as related to housing and community development and comment on the 2010 CAPER. The 30-day comment period began March 17, 2011 and ended April 18, 2011. A summary of public and written comments received during that period follows:

	Date	Individual	Organization	Summary of Comments and Responses
1.	3/17/11	Conrad Burnett	The Crib Shelter and The Night Ministry Street Outreach Van	I am currently staying at The Crib. Without it, as a 21-year-old who has aged out of most youth programs, I would have nowhere else to stay. I've had bad experiences at adult shelters. Because of this I don't like adult shelters. The Crib helps youth stay safe, fed and clean. We're treated w. respect by staff and other residents. The Crib is a success. Please help me and my peers keep The Crib alive. Thank you all.
2.	3/17/11	Deandre Campbell	The Crib Shelter	I'm a homeless youth who has benefited from The Crib Shelter. The Crib gives youth a stable meal, shelter and provides us a fresh start in the morning. It is also beneficial to the whole community. Instead of trying to survive by robbing, terrorizing or prostituting The Crib is a place to go for resources, socializing, advancing our opportunities for employment and make positive decisions for ourselves. We need to keep The Crib open.
3.	3/17/11	Joseph Donnell	The Crib Shelter	I am a homeless youth. We need continued funding of Street Outreach Programs and The Crib. The Crib an emergency youth shelter provides food, a place to

2012 BUDGET ACTION PLAN

SUMMARY OF PUBLIC COMMENTS

The first Public Hearing was held March 17, 2011 at the Chicago Cultural Center. The hearing gave citizens the opportunity to provide input on programming ideas, priorities and needs within their communities and neighborhoods, as related to housing and community development and comment on the 2010 CAPER. The 30-day comment period began March 17, 2011 and ended April 18, 2011. A summary of public and written comments received during that period follows:

				shower, a bed, free coffee, safety and friendship. I know several other youth who have benefitted from Street Outreach services. I ask that the City keep funding the Street outreach Services for homeless youth and The Crib an experimental shelter w. permanent funding as a year round program. Please remember the Homeless Youth Street Outreach Programs and The Crib Shelter in the City budget.
4.	3/17/11	Keanna Scott	The Night Ministry	I used to be a homeless youth. I now have a full-time job, an apartment, and have completed almost one year of City College. In 2009, while homeless, I spoke at a City budget hearing and caught the attention of Richard Daley. Since then more youth beds have been added w. the creation of City funds for The Crib. The Night Ministry afforded me opportunities to focus on positive things which have been life changing for me. The Night Ministry assisted me w. my education, transportation and life skills. I know several other youth who have successfully completed Night Ministry programming and overcome homelessness. Please remember Street Outreach and Night Ministry programs including The Crib Low

2012 BUDGET ACTION PLAN

SUMMARY OF PUBLIC COMMENTS

The first Public Hearing was held March 17, 2011 at the Chicago Cultural Center. The hearing gave citizens the opportunity to provide input on programming ideas, priorities and needs within their communities and neighborhoods, as related to housing and community development and comment on the 2010 CAPER. The 30-day comment period began March 17, 2011 and ended April 18, 2011. A summary of public and written comments received during that period follows:

				<p>Threshold Shelter, in the City budget. <i>City Response: It's because of the youth w. a voice that has helped delegate agencies in the Department of Family and Support Services assemble the Homeless Youth Task Force w. agencies like Night Ministry where their voice, concerns and things they feel a need to address to help them are being addressed. Youth who provide their voice have definitely helped DFSS and its delegate agencies address their issues. And, the fact that youth are actually participating in that task force. I applaud you for your efforts.</i></p>
5.	3/17/11	Ed Negrón	AIDS Foundation of Chicago	<p>I am the housing assistance coordinator for the AIDS Foundation of Chicago. With the cuts to state homeless prevention funds and HPRP more emergency assistance funding is needed. HOPWA an important funding source for eviction prevention needs to be allocated to short-term emergency assistance. In 2010, 317 households rec'd HOPWA emergency assistance funding. Due to limited resources only 60, that's more than a 500 percent cut, are expected to be served in 2011. People w/out</p>

2012 BUDGET ACTION PLAN

SUMMARY OF PUBLIC COMMENTS

The first Public Hearing was held March 17, 2011 at the Chicago Cultural Center. The hearing gave citizens the opportunity to provide input on programming ideas, priorities and needs within their communities and neighborhoods, as related to housing and community development and comment on the 2010 CAPER. The 30-day comment period began March 17, 2011 and ended April 18, 2011. A summary of public and written comments received during that period follows:

				this emergency assistance funding would be evicted and become homeless again causing more problems in the City. So please, I urge you to allocate the funds.
6.	3/17/11	Angelique Miller	AIDS Foundation of Chicago	I am Director of Housing Partnerships at AFC. I'm here representing the Service Providers Commission Housing Committee which consists of 20 nonprofit housing homeless service providers. In 2010, there was only \$350K in CDBG funding allocated to programs dedicated to serve Chicago residents with HIV and AIDS. We urge the City to allocate more CDBG money to programs that house and provide supportive services to people living w. HIV and AIDS. This funding improves quality of life, provides social support, increased access to medical care and reduces the transmission of the virus.
7.	3/17/11	Susan Armstrong		I've been living with AIDS and HIV for eleven years. Without the HOPWA funding I receive I would be out on the street. I'm getting my GED, looking forward to getting a job and being a responsible citizen again. I need work. I need to stay healthy, and the only way to stay healthy is to stay in housing and access my medicine. Please allow more funding.

2012 BUDGET ACTION PLAN

SUMMARY OF PUBLIC COMMENTS

The first Public Hearing was held March 17, 2011 at the Chicago Cultural Center. The hearing gave citizens the opportunity to provide input on programming ideas, priorities and needs within their communities and neighborhoods, as related to housing and community development and comment on the 2010 CAPER. The 30-day comment period began March 17, 2011 and ended April 18, 2011. A summary of public and written comments received during that period follows:

				<i>City Response: Thank you all for your comments regarding HIV and AIDS. I look forward to working w. each of you, and if you have a moment afterwards, we can talk about other sources of funding and programs that the department of public health has such as our Ryan White programs which addresses the needs of HIV and AIDS as well.</i>
--	--	--	--	--

2012 BUDGET ACTION PLAN

SUMMARY OF PUBLIC COMMENTS

The second Public Hearing was held October 19, 2011 at the Harold Washington Library Center. The hearing gave citizens the opportunity to comment on the 2012 Budget Draft Action Plan and the programs recommended for funding. The 30-day public comment period began October 19, 2011 and ended November 18, 2011. A summary of public and written comments received during the comment period follows:

	Date	Individual	Organization	Summary of Comments and Responses
1.	10/19/11	Denise Zaccardi, Ph.D.	Community TV Network	I am Denise Zaccardi, Executive Director of Community TV Network (CTVN) for the past 37 years. CTVN is located on the border of Humboldt Park and Logan Square serving the 1 st , 27 th and 28 th wards. CTVN offers exciting programs in both digital media and arts and culture that engage high risk youth. These programs give youth opportunities to learn hands-on skills which improve social skills, emotional needs, self-confidence and self-esteem. CTVN past successes have shown that participants exhibit academic and personal gains. It is important that CTVN be able to provide these unique afterschool programs for youth. Programming out-of-school time in the local neighborhoods is critical to the overall growth and education of these young people. The creative programs CTVN offers will not be provided to high-risk youth during the school day nor under other after school activities. This is why CTVN programs must be included in the CDBG program.
2.	10/19/11	Aaron Good	The Night Ministry	Two months ago I was among the 2,000 homeless

2012 BUDGET ACTION PLAN

SUMMARY OF PUBLIC COMMENTS

The second Public Hearing was held October 19, 2011 at the Harold Washington Library Center. The hearing gave citizens the opportunity to comment on the 2012 Budget Draft Action Plan and the programs recommended for funding. The 30-day public comment period began October 19, 2011 and ended November 18, 2011. A summary of public and written comments received during the comment period follows:

				<p>youth walking the streets at nightfall. I spent most of my time stealing simple necessities. At night I slept in abandoned buildings. This was my daily routine. I started looking into programs that helped mentally ill homeless youth in Chicago. Initially I was turned down and told there was a three month waiting list. Eventually I was given one out of the 209 beds at the Night Ministry's Open Door Shelter. I know have the tools to start building a home. Programs offer groups such as peer building workshops, job workshops, sexual awareness, apartment keeping and group outings. Daily structure is offered with the help of a case manager. If we increase funding for homeless shelters, job programs, mental illness and teen living programs, then over 2,000 homeless youth every night will have the tools to start building a foundation for the future.</p>
3.	10/19/11	Jamie Boyd	The Night Ministry Open Shelter	<p>I am honored to be here today. My name is Jamie Boyd and I stay at The Night Ministry's Open door youth shelter in West Town. There should be more beds for homeless youth. I became homeless</p>

2012 BUDGET ACTION PLAN

SUMMARY OF PUBLIC COMMENTS

The second Public Hearing was held October 19, 2011 at the Harold Washington Library Center. The hearing gave citizens the opportunity to comment on the 2012 Budget Draft Action Plan and the programs recommended for funding. The 30-day public comment period began October 19, 2011 and ended November 18, 2011. A summary of public and written comments received during the comment period follows:

				because the person I was living with wasn't responsible enough to pay their rent. I decided to come to a shelter. I was lucky, but others are not that fortunate. There are many people faced with the same situation. There should be more beds available for all ages. I love having a place to stay and people to help me. The Open Door Shelter Youth Shelter gives me hope and a resting place. I wish others could have the same opportunity to feel this way. Homelessness is increasing every day, therefore we need help and assistance to guide youth in the right direction and a good resting place is where it starts.
4.	10/19/11	Walter J. Richardson, Jr.	The Night Ministry Open Door Shelter	Hello my name is Walter Richardson, Jr. It's important to have humor, especially being a homeless youth. I never expected to be at Night Ministry Open Door Shelter or a shelter at all. My reason to go to Open Door was to stay out of the prison system. ODS opened my eyes to a brand new world where there's more opportunity to reach for than just a roof over my head. I've learned to tie a tie, write resumes and fill out cover letters. I got

2012 BUDGET ACTION PLAN

SUMMARY OF PUBLIC COMMENTS

The second Public Hearing was held October 19, 2011 at the Harold Washington Library Center. The hearing gave citizens the opportunity to comment on the 2012 Budget Draft Action Plan and the programs recommended for funding. The 30-day public comment period began October 19, 2011 and ended November 18, 2011. A summary of public and written comments received during the comment period follows:

				interviews and real job leads, actual chances to better myself for my family and society. Coming to Open Door Shelter was the best thing to happen to me and I believe it can be the best thing for other youth in Chicago, but with only 209 beds and 2,000 homeless youth on the streets every night, it's a bit awkward ratio. So, for all the homeless youth who feel there is no easy way out, we have strong people whose main priority is to see that we prevail and become independent men and women, so don't give up at all.
5.	10/19/11	Leroy M. Kirk, Jr.	Hello Youth Activism Group	Hello, my name is Leroy Kirk. I'm a formerly homeless youth at the age of 22. My first homeless experience was when I was 16. There was conflict in my family over my freedom to express myself as a gay young adult. At age 18, The Broadway Youth Center referred me to Open Door Youth Shelter. This prevented me from having to live on the street. TBYC in Chicago's Lakeview neighborhood is a drop in space for Lesbian, Gay, Bi-Sexual, Transgender and Homeless youth. Ever since 2005 I have been an active participant in their youth drop in

2012 BUDGET ACTION PLAN

SUMMARY OF PUBLIC COMMENTS

The second Public Hearing was held October 19, 2011 at the Harold Washington Library Center. The hearing gave citizens the opportunity to comment on the 2012 Budget Draft Action Plan and the programs recommended for funding. The 30-day public comment period began October 19, 2011 and ended November 18, 2011. A summary of public and written comments received during the comment period follows:

				<p>programs. The programs supported me in high school with public transportation assistance, I'm now a college student, I am able to socialize with my peers in an environment where I am accepted, I've received referrals to shelter and housing, I'm a former Peer Educator trained in HIV Prevention which has helped me be safer and help other youth be safer, I have been active in several leadership opportunities and it provides a creative outlet which allows me to develop my artistic talent and build my self-esteem. Funding for homeless drop in centers has been reduced. TBYC has had to reduce their programming from six days a week to three. This means that the homeless youth of Lakeview are going without meals and other help. There are no drop in centers on the far south and west sides of the City, so youth there have no services. Can you expand homeless drop in centers to the far west and far south sides of the City and replace funds to TBYC?</p> <p><i>City Response: In light of a CDBG reduction our department took into consideration the</i></p>
--	--	--	--	--

2012 BUDGET ACTION PLAN

SUMMARY OF PUBLIC COMMENTS

The second Public Hearing was held October 19, 2011 at the Harold Washington Library Center. The hearing gave citizens the opportunity to comment on the 2012 Budget Draft Action Plan and the programs recommended for funding. The 30-day public comment period began October 19, 2011 and ended November 18, 2011. A summary of public and written comments received during the comment period follows:

				<i>importance of maintaining what we have in our current system. We anticipate level funding for our system. For emergency food boxes we have six human services centers strategically located throughout the city. You can receive an emergency food box. In addition, we also provide transportation cards as well. So, if there are individuals that need that type of support our human service centers are a good place to start. We provide Early Head Start and Head Start programming.</i>
6.	10/19/11	Maggie Martinez	Friends of Humboldt Park...	As an elderly person and also living in Humboldt Park, we have not seen a senior program in our area. There are senior centers in other communities, but they are not conveniently located. I am also an advocate for homeless independent living. We need to be building for our homeless people.
7.	10/19/11	Christine Cheng	City-Wide Tax Assistance Program	No comment.
8.	10/19/11	Joseph Alabastier	LAC	I am here to speak upon public works savings to better the people of Chicago. We spend too much on lighting our streets. Let's go green: LED lamplights; mandated wind farms upon the roofs of city and

2012 BUDGET ACTION PLAN

SUMMARY OF PUBLIC COMMENTS

The second Public Hearing was held October 19, 2011 at the Harold Washington Library Center. The hearing gave citizens the opportunity to comment on the 2012 Budget Draft Action Plan and the programs recommended for funding. The 30-day public comment period began October 19, 2011 and ended November 18, 2011. A summary of public and written comments received during the comment period follows:

				government buildings; solar panels on all city roofs; make the CTA put solar panels on all of their buildings, buses, bus shelters and trains.
9.	10/19/11	Gwendolyn M. Rice	Developing Communities Project	DCP is a community organizing faith-based institution serving Chicago's Greater Roseland Community Areas is pleased to support the 2012 Annual Moving to Work (MTW) Plan of the CHA. MTW is a crucial component of the genuine intent to transform families and communities in Chicago. DCP recommends several items that can add value to the MTW Plan. 1) Develop a public safety liaison to work with families in non-CHA development communities; 2) increase regional planning attention to Chicago's Far Southside Community Areas; 3) embrace transit oriented development concepts in housing development and family relocation strategies to support sustainable communities'; 4) review ways to expand and assist neighboring youth and families with your services; 5) work with DCP and its partners on housing development options and location strategies in the Greater Roseland community to promote both home

2012 BUDGET ACTION PLAN

SUMMARY OF PUBLIC COMMENTS

The second Public Hearing was held October 19, 2011 at the Harold Washington Library Center. The hearing gave citizens the opportunity to comment on the 2012 Budget Draft Action Plan and the programs recommended for funding. The 30-day public comment period began October 19, 2011 and ended November 18, 2011. A summary of public and written comments received during the comment period follows:

				ownership options and TOD concepts.
10.	10/19/11	Clotiel Cameron	Teach Them How	<p>The reason we're here today, there are lots of break-ins going on in our neighborhood, and we were seeking help for cameras to help possibly prosecute some of these individuals. We also are looking for help for the houses that are empty on our block that's lowering our property value.</p> <p><i>City Response: We do have the neighborhood stabilization program that is going to be addressing some of the vacant units. I believe that Roseland is part of the neighborhoods for Chicago programs that gets funded w. HOME funds as well. We can further talk about the specific programs in the Roseland area.</i></p>
11.	10/11/11	Reid Mackin	Belmont-Central Chamber of Commerce	<p>The Belmont-Central Chamber of Commerce is partially funded through the Department of Housing and Economic Development Delegate Agency Program. While the chamber pursues other sources of revenue, the Delegate Agency Program provides a significant and reliable portion of the annual budget. Recently, the Inspector General recommended eliminating the Delegate Agency Program. The</p>

2012 BUDGET ACTION PLAN

SUMMARY OF PUBLIC COMMENTS

The second Public Hearing was held October 19, 2011 at the Harold Washington Library Center. The hearing gave citizens the opportunity to comment on the 2012 Budget Draft Action Plan and the programs recommended for funding. The 30-day public comment period began October 19, 2011 and ended November 18, 2011. A summary of public and written comments received during the comment period follows:

				chamber asks that this option not be included in the City's budget. Chamber initiatives lead to increased jobs in the community. This job creation is performed at a very low cost to the City. The entire Delegate Agency Program budget in 2011 is only \$3.7M. Eliminating the program would decimate economic development efforts across the City with negligible savings to show for it.
12.	11/18/11	Michelle Gilbert	Co-Chair AIDS Foundation of Chicago (AFC) Service Providers Council Housing Committee	AFC requests that the City dedicate funding to an ongoing monthly HOPWA Short-Term Rental Mortgage Utility (STRMU) Emergency Assistance program funded under Housing Opportunities for Persons with AIDS (HOPWA) Formula. HOPWA STRMU Emergency Assistance is a critical piece of the safety net in preventing homelessness. This assistance provides one-time payments toward rent, mortgage, or utility and allows individuals to stabilize housing and focus on treatment adherence. Emergency housing support is critical to people with HIV because it keeps them housed instead of becoming homeless. It is far more cost-effective to keep someone housed than to care for them in the

2012 BUDGET ACTION PLAN

SUMMARY OF PUBLIC COMMENTS

The second Public Hearing was held October 19, 2011 at the Harold Washington Library Center. The hearing gave citizens the opportunity to comment on the 2012 Budget Draft Action Plan and the programs recommended for funding. The 30-day public comment period began October 19, 2011 and ended November 18, 2011. A summary of public and written comments received during the comment period follows:

				<p>homeless system. Emergency housing funding reduces taxpayer spending on medical care by preventing costly illness and averting new HIV infections. Emergency support also improves the quality of life of people with HIV, facilitates social support, increases access to supportive services. Due to funding cuts for Homeless Prevention Funds (HPF) and Ryan White (RW) Part A and no budgeted on-going funds in 2011/2012 for HOPWA STRMU, there is a lack of funding for one-time homeless prevention. In 2010, AFC helped 97 HIV-positive households. A 78% decline in Emergency Assistance funding resulted in 32 fewer households receiving HPF during the first half of 2011. AFC continues to provide assistance to clients despite the challenges cuts within each funding stream presents. Unmet need is significant. From March to August 2011, AFC rejected 150 eligible applicants because of insufficient funding. We respectfully urge the City to dedicate funds in the comprehensive annual budget to an on-going monthly HOPWA STRMU Emergency Assistance budget funded under</p>
--	--	--	--	---

2012 BUDGET ACTION PLAN

SUMMARY OF PUBLIC COMMENTS

The second Public Hearing was held October 19, 2011 at the Harold Washington Library Center. The hearing gave citizens the opportunity to comment on the 2012 Budget Draft Action Plan and the programs recommended for funding. The 30-day public comment period began October 19, 2011 and ended November 18, 2011. A summary of public and written comments received during the comment period follows:

				HOPWA.
--	--	--	--	--------



SF 424

SF 424

Date Submitted 12/5/2011	Applicant Identifier B08MC170006	Type of Submission	
Date Received by state N/A	State Identifier N/A	Application	Pre-application N/A
Date Received by HUD 12/5/2011	Federal Identifier N/A	<input type="checkbox"/> Construction	<input type="checkbox"/> Construction
		<input checked="" type="checkbox"/> Non Construction	<input type="checkbox"/> Non Construction
Applicant Information			
Jurisdiction City of Chicago		UOG Code 171296-00001	
121 North LaSalle Street		Organizational DUNS 942439068	
Room 604		Organizational Unit N/A	
Chicago	Illinois	Department Office of Budget and Management	
60602	U.S.A.	Division N/A	
Employer Identification Number (EIN): 36-6005820		County Cook	
Applicant Type:		Program Start Date January 1, 2012	
Local Government: City		Specify Other Type if necessary:	
		Specify Other Type N/A	
Program Funding		U.S. Department of Housing and Urban Development	
Community Development Block Grant		14.218 Entitlement Grant	
CDBG Project Titles Section 108 Repayment, Code Enforcement, Community Development, Public Services, Planning and Administration		Description of Areas Affected by CDBG Project(s) Low/Moderate Income Census Tracts	
CDBG Grant Amount \$73,541,000	Additional HUD Grant(s) Leveraged \$281,497,692 est	Describe CDC, WIA, ARRA, CSBG, Ryan White	
Additional Federal Funds Leveraged \$119,257,000 est		Additional State Funds Leveraged \$178,765,746 est	
Locally Leveraged Funds \$19,746,000 est		Grantee Funds Leveraged	
Anticipated Program Income \$2,911,000		(Reallocation) \$7,287,000	
Total Funds Leveraged for CDBG-based Project(s) \$608,899,054 est.			
Home Investment Partnerships Program		14.239 HOME	
HOME Project Titles Multi-Family Loan Program, Home Buyers Assistance, HOME Program Administration, Community Housing Development Organizations Reserve, CHDO Operating Assistance		Description of Areas Affected by HOME Project(s) Low/Moderate Income Census Tracts	
HOME Grant Amount \$28,453,829	Additional HUD Grant(s) Leveraged TBD	Describe	
Additional Federal Funds Leveraged TBD		Additional State Funds Leveraged TBD	
Locally Leveraged Funds TBD		Grantee Funds Leveraged TBD	

Anticipated Program Income \$403,660		(Carryover) \$34,771,419	
Total Funds Leveraged for HOME-based Project(s) TBD			
Housing Opportunities for People with AIDS		14.241 HOPWA	
HOPWA Project Titles Rental Assistance, Community Residences Operating Support, Housing Information Services/Advocacy, Direct Administrative Costs		Description of Areas Affected by HOPWA Project(s) Chicago Eligible Metropolitan Statistical Area	
HOPWA Grant Amount \$6,371,215	Additional HUD Grant(s) Leveraged	Describe	
Additional Federal Funds Leveraged \$1,200,000	Additional State Funds Leveraged \$0		
Locally Leveraged Funds \$0	Grantee Funds Leveraged \$0		
Anticipated Program Income \$0	Other (Describe) \$0		
Total Funds Leveraged for HOPWA-based Project(s) \$1,200,000			
Emergency Shelter Grants Program		14.231 ESG	
ESG Project Titles Renovation/Rehabilitation/Conversion, Essential Services, Maintenance and Operations, Homeless Prevention Activities, Direct Administrative Costs		Description of Areas Affected by ESG Project(s) Low/Moderate Income Census Tracts	
ESG Grant Amount \$3,669,891	Additional HUD Grant(s) Leveraged \$51,557,000 est.	Describe ARRA Homelessness Prevention and Rapid Re-Housing Program, Supportive Housing Program and Shelter Plus Grant	
Additional Federal Funds Leveraged \$0	Additional State Funds Leveraged \$2,500,000		
Locally Leveraged Funds \$0	Grantee Funds Leveraged \$0		
Anticipated Program Income \$0	Other (Describe) \$0		
Total Funds Leveraged for ESG-based Project(s) \$54,057,000			
Congressional Districts of: 1 through 7, 9 and 11		Is application subject to review by state Executive Order 12372 Process? No	
Applicant Districts	Project Districts		
Is the applicant delinquent on any federal debt? If "Yes" please include an additional document explaining the situation. <input type="checkbox"/> Yes	<input checked="" type="checkbox"/> No	<input type="checkbox"/> Yes	This application was made available to the state EO 12372 process for review on N/A
		<input checked="" type="checkbox"/> No	Program is not covered by EO 12372
		<input type="checkbox"/> N/A	Program has not been selected by the state for review

Person to be contacted regarding this application			
First Name Alexandra	Middle Initial D.	Last Name Holt	
Title Budget Director	Phone (312) 744-6670	Fax (312) 744-6599	
Email Alexandra.Holt@ex.cityofchicago.org	Grantee Website www.cityofchicago.org	Other Contact Rosalind Stevens	
Signature of Authorized Representative 		Date Signed 11/29/11	

CERTIFICATIONS

In accordance with the applicable statutes and the regulations governing the consolidated plan regulations, the jurisdiction certifies that:

Affirmatively Further Fair Housing -- The jurisdiction will affirmatively further fair housing, which means it will conduct an analysis of impediments to fair housing choice within the jurisdiction, take appropriate actions to overcome the effects of any impediments identified through that analysis, and maintain records reflecting that analysis and actions in this regard.

Anti-displacement and Relocation Plan -- It will comply with the acquisition and relocation requirements of the Uniform Relocation Assistance and Real Property Acquisition Policies Act of 1970, as amended, and implementing regulations at 49 CFR 24; and it has in effect and is following a residential antidisplacement and relocation assistance plan required under section 104(d) of the Housing and Community Development Act of 1974, as amended, in connection with any activity assisted with funding under the CDBG or HOME programs.

Drug Free Workplace -- It will or will continue to provide a drug-free workplace by:

1. Publishing a statement notifying employees that the unlawful manufacture, distribution, dispensing, possession, or use of a controlled substance is prohibited in the grantee's workplace and specifying the actions that will be taken against employees for violation of such prohibition;
2. Establishing an ongoing drug-free awareness program to inform employees about --
 - (a) The dangers of drug abuse in the workplace;
 - (b) The grantee's policy of maintaining a drug-free workplace;
 - (c) Any available drug counseling, rehabilitation, and employee assistance programs; and
 - (d) The penalties that may be imposed upon employees for drug abuse violations occurring in the workplace;
3. Making it a requirement that each employee to be engaged in the performance of the grant be given a copy of the statement required by paragraph 1;
4. Notifying the employee in the statement required by paragraph 1 that, as a condition of employment under the grant, the employee will -
 - (a) Abide by the terms of the statement; and
 - (b) Notify the employer in writing of his or her conviction for a violation of a criminal drug statute occurring in the workplace no later than five calendar days after such conviction;
5. Notifying the agency in writing, within ten calendar days after receiving notice under subparagraph 4(b) from an employee or otherwise receiving actual notice of such conviction. Employers of convicted employees must provide notice, including position title, to every grant officer or other designee on whose grant activity the convicted employee was working, unless the Federal agency has designated a central point for the receipt of such notices. Notice shall include the identification number(s) of each affected grant;

6. Taking one of the following actions, within 30 calendar days of receiving notice under subparagraph 4(b), with respect to any employee who is so convicted:
 - (a) Taking appropriate personnel action against such an employee, up to and including termination, consistent with the requirements of the Rehabilitation Act of 1973, as amended; or
 - (b) Requiring such employee to participate satisfactorily in a drug abuse assistance or rehabilitation program approved for such purposes by a Federal, State, or local health, law enforcement, or other appropriate agency;
7. Making a good faith effort to continue to maintain a drug-free workplace through implementation of paragraphs 1, 2, 3, 4, 5 and 6.

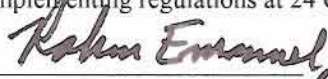

Anti-Lobbying -- To the best of the jurisdiction's knowledge and belief:

1. No Federal appropriated funds have been paid or will be paid, by or on behalf of it, to any person for influencing or attempting to influence an officer or employee of any agency, a Member of Congress, an officer or employee of Congress, or an employee of a Member of Congress in connection with the awarding of any Federal contract, the making of any Federal grant, the making of any Federal loan, the entering into of any cooperative agreement, and the extension, continuation, renewal, amendment, or modification of any Federal contract, grant, loan, or cooperative agreement;
2. If any funds other than Federal appropriated funds have been paid or will be paid to any person for influencing or attempting to influence an officer or employee of any agency, a Member of Congress, an officer or employee of Congress, or an employee of a Member of Congress in connection with this Federal contract, grant, loan, or cooperative agreement, it will complete and submit Standard Form-LLL, "Disclosure Form to Report Lobbying," in accordance with its instructions; and
3. It will require that the language of paragraph 1 and 2 of this anti-lobbying certification be included in the award documents for all subawards at all tiers (including subcontracts, subgrants, and contracts under grants, loans, and cooperative agreements) and that all subrecipients shall certify and disclose accordingly.

Authority of Jurisdiction -- The consolidated plan is authorized under State and local law (as applicable) and the jurisdiction possesses the legal authority to carry out the programs for which it is seeking funding, in accordance with applicable HUD regulations.

Consistency with plan -- The housing activities to be undertaken with CDBG, HOME, ESG, and HOPWA funds are consistent with the strategic plan.

Section 3 -- It will comply with section 3 of the Housing and Urban Development Act of 1968, and implementing regulations at 24 CFR Part 135.


 Signature/Authorized Official *SRP* Date 11/29/11

 Title

Specific CDBG Certifications

The Entitlement Community certifies that:

Citizen Participation -- It is in full compliance and following a detailed citizen participation plan that satisfies the requirements of 24 CFR 91.105.

Community Development Plan -- Its consolidated housing and community development plan identifies community development and housing needs and specifies both short-term and long-term community development objectives that provide decent housing, expand economic opportunities primarily for persons of low and moderate income. (See CFR 24 570.2 and CFR 24 part 570)

Following a Plan -- It is following a current consolidated plan (or Comprehensive Housing Affordability Strategy) that has been approved by HUD.

Use of Funds -- It has complied with the following criteria:

1. **Maximum Feasible Priority.** With respect to activities expected to be assisted with CDBG funds, it certifies that it has developed its Action Plan so as to give maximum feasible priority to activities which benefit low and moderate income families or aid in the prevention or elimination of slums or blight. The Action Plan may also include activities which the grantee certifies are designed to meet other community development needs having a particular urgency because existing conditions pose a serious and immediate threat to the health or welfare of the community, and other financial resources are not available);
2. **Overall Benefit.** The aggregate use of CDBG funds including section 108 guaranteed loans during program year(s) , (a period specified by the grantee consisting of one, two, or three specific consecutive program years), shall principally benefit persons of low and moderate income in a manner that ensures that at least 70 percent of the amount is expended for activities that benefit such persons during the designated period; 2012
3. **Special Assessments.** It will not attempt to recover any capital costs of public improvements assisted with CDBG funds including Section 108 loan guaranteed funds by assessing any amount against properties owned and occupied by persons of low and moderate income, including any fee charged or assessment made as a condition of obtaining access to such public improvements. However, if CDBG funds are used to pay the proportion of a fee or assessment that relates to the capital costs of public improvements (assisted in part with CDBG funds) financed from other revenue sources, an assessment or charge may be made against the property with respect to the public improvements financed by a source other than CDBG funds.

The jurisdiction will not attempt to recover any capital costs of public improvements assisted with CDBG funds, including Section 108, unless CDBG funds are used to pay the proportion of fee or assessment attributable to the capital costs of public improvements financed from other revenue sources. In this case, an assessment or charge may be made against the property with respect to the public improvements financed by a source other than CDBG funds. Also, in the case of properties owned and occupied by moderate-income (not low-income) families, an assessment or charge may be made against the property for public improvements financed by a source other than CDBG funds if the jurisdiction certifies that it lacks CDBG funds to cover the assessment.

Excessive Force -- It has adopted and is enforcing:

1. A policy prohibiting the use of excessive force by law enforcement agencies within its jurisdiction against any individuals engaged in non-violent civil rights demonstrations; and
2. A policy of enforcing applicable State and local laws against physically barring entrance to or exit from a facility or location which is the subject of such non-violent civil rights demonstrations within its jurisdiction;

Compliance With Anti-discrimination laws -- The grant will be conducted and administered in conformity with title VI of the Civil Rights Act of 1964 (42 USC 2000d), the Fair Housing Act (42 USC 3601-3619), and implementing regulations.

Lead-Based Paint -- Its activities concerning lead-based paint will comply with the requirements of 24 CFR Part 35, subparts A, B, J, K and R;

Compliance with Laws -- It will comply with applicable laws.

Robert Emmanuel ^{4SEP} 11/29/11
Signature/Authorized Official Date

Mayor
Title

**OPTIONAL CERTIFICATION
CDBG**

Submit the following certification only when one or more of the activities in the action plan are designed to meet other community development needs having a particular urgency as specified in 24 CFR 570.208(c):

The grantee hereby certifies that the Annual Plan includes one or more specifically identified CDBG-assisted activities which are designed to meet other community development needs having a particular urgency because existing conditions pose a serious and immediate threat to the health or welfare of the community and other financial resources are not available to meet such needs.

Robert Emmanuel ^{4SEP} 11/29/11
Signature/Authorized Official Date

Mayor
Title

ESG Certifications

The Emergency Shelter Grantee certifies that:

Major rehabilitation/conversion -- It will maintain any building for which assistance is used under the ESG program as a shelter for homeless individuals and families for at least 10 years. If the jurisdiction plans to use funds for rehabilitation (other than major rehabilitation or conversion), the applicant will maintain any building for which assistance is used under the ESG program as a shelter for homeless individuals and families for at least 3 years.

Essential Services and Operating Costs -- Where assistance involves essential services or maintenance, operation, insurance, utilities and furnishings, it will provide services or shelter to homeless individuals and families for the period during which the ESG assistance is provided, without regard to a particular site or structure as long as the same general population is served.

Renovation -- Any renovation carried out with ESG assistance shall be sufficient to ensure that the building involved is safe and sanitary.

Supportive Services -- It will assist homeless individuals in obtaining appropriate supportive services, including permanent housing, medical and mental health treatment, counseling, supervision, and other services essential for achieving independent living, and other Federal State, local, and private assistance.

Matching Funds -- It will obtain matching amounts required under 24 CFR 576.51.

Confidentiality -- It will develop and implement procedures to ensure the confidentiality of records pertaining to any individual provided family violence prevention or treatment services under any project assisted under the ESG program, including protection against the release of the address or location of any family violence shelter project except with the written authorization of the person responsible for the operation of that shelter.

Homeless Persons Involvement -- To the maximum extent practicable, it will involve, through employment, volunteer services, or otherwise, homeless individuals and families in constructing, renovating, maintaining, operating facilities, and providing services assisted through this program.

Consolidated Plan -- It is following a current HUD-approved Consolidated Plan or CHAS.

Discharge Policy ---- It has established a policy for the discharge of persons from publicly funded institutions or systems of care (such as health care facilities, foster care or other youth facilities, or correction programs and institutions) in order to prevent such discharge from immediately resulting in homelessness for such persons.

HMIS -- It will comply with HUD's standards for participation in a local Homeless Management Information System and the collection and reporting of client-level information.

Robert Emmanuel ASRP 11/29/11
Signature/Authorized Official Date

Mayor
Title

Specific HOME Certifications

The HOME participating jurisdiction certifies that:

Tenant Based Rental Assistance -- If the participating jurisdiction intends to provide tenant-based rental assistance:

The use of HOME funds for tenant-based rental assistance is an essential element of the participating jurisdiction's consolidated plan for expanding the supply, affordability, and availability of decent, safe, sanitary, and affordable housing.

Eligible Activities and Costs -- it is using and will use HOME funds for eligible activities and costs, as described in 24 CFR § 92.205 through 92.209 and that it is not using and will not use HOME funds for prohibited activities, as described in § 92.214.

Appropriate Financial Assistance -- before committing any funds to a project, it will evaluate the project in accordance with the guidelines that it adopts for this purpose and will not invest any more HOME funds in combination with other Federal assistance than is necessary to provide affordable housing.

Rahm Emanuel by SER 11/29/11
Signature/Authorized Official Date

Mayer
Title

HOPWA Certifications

The HOPWA grantee certifies that:

Activities -- Activities funded under the program will meet urgent needs that are not being met by available public and private sources.

Building -- Any building or structure assisted under that program shall be operated for the purpose specified in the plan:

1. For at least 10 years in the case of assistance involving new construction, substantial rehabilitation, or acquisition of a facility,
2. For at least 3 years in the case of assistance involving non-substantial rehabilitation or repair of a building or structure.

Robert Emmanuel 11/29/11
Signature/Authorized Official Date

Mayor
Title

APPENDIX TO CERTIFICATIONS

INSTRUCTIONS CONCERNING LOBBYING AND DRUG-FREE WORKPLACE REQUIREMENTS:

A. Lobbying Certification

This certification is a material representation of fact upon which reliance was placed when this transaction was made or entered into. Submission of this certification is a prerequisite for making or entering into this transaction imposed by section 1352, title 31, U.S. Code. Any person who fails to file the required certification shall be subject to a civil penalty of not less than \$10,000 and not more than \$100,000 for each such failure.

B. Drug-Free Workplace Certification

1. By signing and/or submitting this application or grant agreement, the grantee is providing the certification.
2. The certification is a material representation of fact upon which reliance is placed when the agency awards the grant. If it is later determined that the grantee knowingly rendered a false certification, or otherwise violates the requirements of the Drug-Free Workplace Act, HUD, in addition to any other remedies available to the Federal Government, may take action authorized under the Drug-Free Workplace Act.
3. Workplaces under grants, for grantees other than individuals, need not be identified on the certification. If known, they may be identified in the grant application. If the grantee does not identify the workplaces at the time of application, or upon award, if there is no application, the grantee must keep the identity of the workplace(s) on file in its office and make the information available for Federal inspection. Failure to identify all known workplaces constitutes a violation of the grantee's drug-free workplace requirements.
4. Workplace identifications must include the actual address of buildings (or parts of buildings) or other sites where work under the grant takes place. Categorical descriptions may be used (e.g., all vehicles of a mass transit authority or State highway department while in operation, State employees in each local unemployment office, performers in concert halls or radio stations).
5. If the workplace identified to the agency changes during the performance of the grant, the grantee shall inform the agency of the change(s), if it previously identified the workplaces in question (see paragraph three).
6. The grantee may insert in the space provided below the site(s) for the performance of work done in connection with the specific grant:

Place of Performance (Street address, city, county, state, zip code)

Check ___ if there are workplaces on file that are not identified here.

The certification with regard to the drug-free workplace is required by 24 CFR part 24, subpart F.

7. Definitions of terms in the Nonprocurement Suspension and Debarment common rule and Drug-Free Workplace common rule apply to this certification. Grantees' attention is called, in particular, to the following definitions from these rules:

"Controlled substance" means a controlled substance in Schedules I through V of the Controlled Substances Act (21 U.S.C. 812) and as further defined by regulation (21 CFR 1308.11 through 1308.15);

"Conviction" means a finding of guilt (including a plea of nolo contendere) or imposition of sentence, or both, by any judicial body charged with the responsibility to determine violations of the Federal or State criminal drug statutes;

"Criminal drug statute" means a Federal or non-Federal criminal statute involving the manufacture, distribution, dispensing, use, or possession of any controlled substance;

"Employee" means the employee of a grantee directly engaged in the performance of work under a grant, including: (i) All "direct charge" employees; (ii) all "indirect charge" employees unless their impact or involvement is insignificant to the performance of the grant; and (iii) temporary personnel and consultants who are directly engaged in the performance of work under the grant and who are on the grantee's payroll. This definition does not include workers not on the payroll of the grantee (e.g., volunteers, even if used to meet a matching requirement; consultants or independent contractors not on the grantee's payroll; or employees of subrecipients or subcontractors in covered workplaces).

**THE YEAR XXXVIII COMMUNITY DEVELOPMENT
BLOCK GRANT ORDINANCE**

WHEREAS, pursuant to the enactment of the Federal Housing and Community Development Act of 1974, as amended, the City of Chicago proposes to submit the Final Statement of Objectives and Projected Use of Year XXXVIII entitlement funds, unexpended funds of prior federal years and related revenues in the amount of eighty three million, seven hundred thirty nine thousand dollars (\$83,739,000.00); and

WHEREAS, it is provided in the Act and in regulations promulgated thereunder that the City provide certain assurances to the federal government; and

WHEREAS, the Mayor and the City Council of the City of Chicago are cognizant of the conditions of the Housing and Community Development Act of 1974, as amended, and are desirous of complying therewith; and

WHEREAS, the Mayor and the City Council are desirous of establishing procedures which insure fair, open and equitable administration of federal grant funds; and

WHEREAS, the City of Chicago is a home rule unit of government as defined in Article VII, Section 6(a) of the Illinois Constitution, and as such may exercise any power and perform any function pertaining to its government and affairs; and

WHEREAS, the management of its finances is a matter pertaining to the government and affairs of the City; now, therefore,

BE IT ORDAINED BY THE CITY COUNCIL OF THE CITY OF CHICAGO:

SECTION 1. The Mayor of the City of Chicago is hereby authorized to make Year XXXVIII submission for funds, including the Final Statement of Objectives and Projected Use of Funds, in the sum of eighty three million, seven hundred thirty nine thousand dollars (\$83,739,000.00) in entitlement funds, unexpended funds of prior years and related revenues, as set forth in this ordinance and all understandings and assurances contained herein, pursuant to the Federal Housing and Community Development Act of 1974, as amended, and regulations issued thereunder. The City Council hereby approves the Action Plan for use of Year XXXVIII Community Development Block Grant and related funds, as submitted by the Mayor and amended.

SECTION 2. The Mayor is further authorized to act in connection with the submission, to provide such assurances as are necessary and such additional information as may be required.

SECTION 3. The criteria for Community Development Block Grant funded programs previously approved by the City Council remains in effect.

SECTION 4. Except for those funds specifically appropriated for contractor-delegate agencies, the City may reprogram up to \$25,000 appropriated for any object or purpose set forth in the Year XXXVIII Community Development Block Grant Ordinance or allocations from prior block grant years, provided that no appropriation for any object or purpose shall be reduced by reprogramming below an amount sufficient to cover all obligations incurred and payable from that appropriation.

All proposed reprogramming of funds as outlined in the Final Statement of Objectives

and Projected Use of Funds by program for the Year XXXVIII and in the allocations for prior years shall be made by providing citizens with reasonable notice of the opportunity to comment on any proposed reprogramming of 10% or more of funds from one activity to another, which includes the deletion or addition of any activity.

SECTION 5. The Office of Budget and Management shall notify aldermen of projects in their respective wards contemplated under this program.

SECTION 6. The award of any grant in any program category, project or activity which is not included by specific designation in the Community Development Block Grant Appropriation Ordinance shall be subject to review and approval by the City Council.

SECTION 7. The approval of any loan in the amount of \$150,000 or more, funded in whole or by 25% or more with Year XXXVIII Community Development Block Grant funds or funds from prior block grant years, shall be subject to review and approval by the City Council. Within 90 days after the end of the midpoint and the end of the program year, the head of each department or agency through which loans are processed and administered shall file a report with the City Council concerning all loans of Community Development Block Grant funds made by the department or agency during the preceding half of the program year. Each report shall contain the following information concerning each loan: the name and address and nature of business of the borrower; the purpose of the loan; the federal program year and loan program involved; a summary of the terms and conditions of the loan; and a copy of the borrower's economic disclosure statement, if the loan did not require City Council approval.

SECTION 8. Funding for a minimum of two rounds of Community Development Float Loan competitions will be drawn down from the Year XXXVIII letter of credit. The amount of funding for each round will depend on the availability of funds in the letter of credit at the time of each round as well as the total amount of gap financing needed by qualifying applicants.

SECTION 9. The following sums of money set out according to the departments and agencies of City government and contractor-delegate agencies are allocated from the Community Development Block Grant to the City of Chicago for Year XXXVIII, and are to be expended during the fiscal year beginning January 1, 2012, and ending December 31, 2012, for the objects and purposes set forth in Section 12 hereof. In furtherance thereof, authority is hereby provided to the heads of such City departments and agencies to execute subgrant agreements with such listed contractor-delegate agencies to effectuate such expenditures. Account numbers shall be interpreted in the same manner as their counterparts in the Annual Appropriation Ordinance of the City of Chicago for the Year 2012. Included in allocations for personal services in the Community Development Block Grant Appropriation Ordinance is an account appearing as Code No."0044 Fringe Benefits" for the purpose of providing City employees with health insurance, dental insurance, optical insurance, pension (employer's share), unemployment insurance, workers' compensation, tuition reimbursement, paid vacation, in-house training programs, sick leave, deferred compensation, holidays, time off with pay for family death, paid salary while on jury duty and disability payments.

SECTION 10. The appropriations set forth in the Community Development Block

Grant Appropriation Ordinance for personal services shall be regarded as maximum amounts to be expended from such appropriations. Such expenditures shall be further limited to employment of personnel only as needed, or as may be required by law, not to exceed the specified maximum number designated in the ordinance for any office, position or title. When there is no limitation as to the maximum number that may be employed for any office or position by title, one person may be employed or more than one person may be employed with the approval of the Budget Director and the City Comptroller, regardless of whether such title is printed in the singular or plural. The salary or wage rate fixed shall be regarded as the maximum salary or wage rates for the respective offices, positions and titles; provided that wage rates fixed on a daily or monthly basis are subject to change by the City Council in accordance with contracts approved by the City Council between the City of Chicago and recognized collective bargaining agents. The salary or wage rates fixed are on a yearly basis unless otherwise indicated. Initial appointments shall be made at the entrance of the salary range prescribed for the applicable class grade. In exceptional cases, upon recommendation of the department head and approval of the Commissioner of Human Resources, the Budget Director, City Comptroller and the Chairman of the City Council Committee on Workforce Development and Audit or their respective designees, initial appointments may be made at a rate above the normal entrance rate. Entrance above the normal entrance rate shall be based on the outstanding and unusual character of the applicant's education, experience and training over and above the minimum qualifications specified for the class. An employee may be assigned to a title not appearing within the appropriation of the employee's department, in lieu of a specific title appearing in the appropriation, upon written recommendation of the department head and approval of the Commissioner of Human Resources, the Budget Director, City Comptroller and

the Chairman of the City Council Committee on the Budget and Government Operations or their respective designees. Such assignment may be requested and approved when the title requested is appropriate to the function of the department, and reflects the skills, training and experience of the employee. In no event shall the authority conferred herein be exercised in violation of the Shakman Judgment.

No officer or employee shall have the right to demand continuous employment or compensation by reason of an appropriation if, upon determination of the department head, his or her services are not needed and it becomes necessary to lay him or her off on account of lack of work or lack of funds. In case of a vacancy in any office or position, the head of a department in which the vacancy occurs shall not be required to fill such office or position if, in his or her judgment and discretion, there is no necessity therefor.

All City of Chicago employees compensated by Community Development Block Grant funds shall receive the same benefits and conditions as other City employees performing similar work and compensated by other funds.

SECTION 11. Any employee who is required and authorized to use his or her personally owned automobile in the regular course of City business shall be allowed and paid at the rate established from time to time by the Internal Revenue Service for the number of miles per month use of such privately owned automobile, to a maximum amount of \$550 per month, such maximum to be adjusted upward on February 1 of each year by the percentage increase, if any, in the Transportation Expenditure Category of the Consumer Price Index for All Urban Consumers (CPI-U): U.S. City Average for the previous year, as rounded to the nearest \$5 increment. Each annual adjustment shall be based on the adjusted amount for the previous year.

Provided further, the foregoing computation shall be subject to provisions contained in contracts approved by the City Council between the City and recognized collective bargaining agents. This allowance is subject to change by the City Council in accordance with contracts approved by the City Council between the City of Chicago and recognized collective bargaining agents.

SECTION 12. The objects and purposes for which allocations are made in this ordinance are classified and standardized by the following items:

- (1) Personal Services
- (2) Contractual Services
- (3) Travel
- (4) Commodities
- (5) Equipment
- (6) Permanent Improvements
- (7) Land

An appropriation in one or more of the items specified above shall be construed in accordance with the definitions and limitations specified in Section 8-2-5 of the Illinois Municipal Code of 1961, as amended, unless this ordinance otherwise provides. An allocation for a purpose other than one specified and defined in this section shall be considered a separate and distinct item of appropriation.

SECTION 13. All work to be performed by the City of Chicago pursuant to the Community Development Block Grant Appropriation Ordinance shall be done using the current work force of the City of Chicago and the persons on the following lists shall have preference

over any new employees to be hired for positions for which such lists exist in accordance with the City's Human Resources Rules:

- (a) Persons on City of Chicago layoff lists;
- (b) Persons on City of Chicago reinstatement lists;
- (c) Persons on City of Chicago reemployment lists; and
- (d) Persons on City of Chicago promotion lists.

Provided, however, that the preferences hereinabove specified shall not apply where other methods of hiring must be utilized in order to comply with the terms of any order or decree of a court or administrative agency, collective bargaining agreement or Title 42 U.S.C. § 2000(e) et seq.

SECTION 14. For all funds expended under the Community Development Block Grant program for the Year XXXVIII, the Office of Budget and Management shall submit to the City Council a report on the expenditure and obligation of funds within 45 days after the end of the first half of the program year and within 90 days after the end of the program year. The report shall include an accounting for all funds expended during the preceding half year for all prior block grant years, all income generated from the current block grant year and previous grant years and a projection of income for the remaining half of the program year. The report shall also include a statement of the reasons for all unencumbered and unexpended allocations in all block grant years, as reported in the Department of Finance's monthly "Community Development Block Grant Fund, Schedule of H.U.D. Approved Allocations, Current Committee Approved Allocations, Expenditures, Accruals, Encumbrances and Available Balances."

SECTION 15. Except as provided in Section 4 hereof, all unencumbered and unexpended Community Development Block Grant funds of Year XXXVIII and all prior program years shall be reviewed by the Budget Director and the Comptroller for the purpose of preparing the Year XXXIX Community Development Block Grant Proposed Statement. This joint review committee shall prepare a report of funds available for reprogramming and proposed use of such funds in Community Development Block Grant Year XXXIX.

This report shall be submitted to the City Council and shall be subject to public comment and hearings along with the Year XXXIX Community Development Block Grant Proposed Statement. Action on these funds will take place concurrently with action on the proposed Year XXXIX Community Development Block Grant Final Statement.

SECTION 16. Pursuant to Section 104(a)(2)(D) and Section 104(b)(5) of the Federal Housing and Community Development Act of 1974, as amended, the City shall provide citizens with reasonable access to records of the past use of all Community Development Block Grant funds. Such information shall be available, on request, through the Office of Budget and Management and the Department of Finance.

SECTION 17. In the event that the final entitlement of the City of Chicago to Year XXXVIII Community Development Block Grant funds, as determined by the United States Department of Housing and Urban Development, does not equal the amount estimated in the Community Development Block Grant Appropriation Ordinance, the Budget Director shall compute the percentage difference, and the allocations made herein for every department, agency and contractor-delegate agency shall be adjusted by the same percentage. Notice of such

adjustment shall be given to every affected department, agency and contractor-delegate agency as soon as possible after the adjustment has been computed.

SECTION 18. In the event that any contractor-delegate agency has not executed a contract authorized in the Community Development Block Grant Appropriation Ordinance by March 31, 2012, the allocation for such contract shall lapse. Provided, however, that this section shall not apply if it is determined by the Budget Director that the delay is not the fault of the contractor-delegate agency, but has been occasioned by difficulty in processing the contract within any department of the City government.

SECTION 19. This ordinance shall take effect upon its passage and approval, notwithstanding any provision of state law or any ordinance to the contrary.



CITY OF CHICAGO
MAYOR RAHM EMANUEL

WWW.CITYOFCHICAGO.ORG