



CHICAGO PLAN COMMISSION

and

DEPARTMENT of PLANNING and DEVELOPMENT

EXECUTIVE ORDER 2017-2 UPDATE

MINORITY AND WOMEN'S BUSINESS ENTERPRISE

CERTIFIED CONTRACTORS AND

LOCAL CITY RESIDENT EQUITABLE PARTICIPATION

July 20, 2023



Executive Order 2017-2 Update

EXECUTIVE ORDER 2017-2 BACKGROUND

- Initiated in August 2017
- Established Participation Goals:
 - 26% MBE
 - 6% WBE
 - 50% City Resident Work Force (Local Hires)
- Resources/Support through DPD and Department of Procurement Services (DPS)



Executive Order 2017-2 Update

SUPPORT: ON-LINE REGISTRATION AND DATABASE

Chicago Certified Firms Directory

Apply for / Renew Certification

Log In

Vendor Certification
Search and/or join our database of MBE, WBE, VBE, BEPD, DBE, and ACDBE certified vendors

Account Access
Lookup Vendor accounts or reset user passwords

Account Lookup

Forgot Password

DPS Workshops
View our upcoming events

Workshops

System Training
Learn how to fully utilize our system with a live trainer

Training

About the System
Learn more about this system and how it works today

Information for Staff

Information for Vendors

City of Chicago Links

Department of Procurement Services



Current Bid Opportunities

Bid Tabulations



Executive Order 2017-2 Update

SUPPORT: ASSIST AGENCY LIST

 	
<p>Assist Agencies are comprised of not-for-profit agencies and/or chamber of commerce agencies that represent the interest of small, minority and/or women owned businesses.</p>	
<p>51st Street Business Association * 220 E. 51st Street Chicago, IL 60615 Phone: 773-285-3401 Fax: 773-285-3407 Email: the51ststreetbusinessassociation@yahoo.com Web: www.51stStreetChicago.com Maintains list of certified firms: Yes Provides training for businesses: Yes</p>	<p>Association of Asian Construction Enterprises * 5677 W. Howard Niles, IL 60714 Phone: 847-673-7377 Fax: 847-673-2358 Email: pakmancorp@aol.com Maintains list of certified firms: Yes Provides training for businesses: Yes</p>
<p>Austin African American Business Networking Assoc. 6820 W. Chicago Ave., Chicago, IL 60651 Phone: 773-626-4497 Email: aaabna@yahoo.com Web: www.aaabna.org Maintains list of certified firms: No Provides training for businesses: Yes</p>	<p>Black Contractors United * 12000 S. Marshfield Ave. Calumet Park, IL 60827 Phone: 708-389-5730 Fax: 708-389-5735 Email: bcunewera@aol.net Web: www.blackcontractorsunited.com Maintains list of certified firms: Yes Provides training for businesses: Yes</p>
<p>Business Leadership Council * 230 W. Monroe Street, Ste 2650 Chicago, IL 60606 Phone: 312-628-7844 Fax: 312-628-7843 Email: Karen_rf@businessleadershipcouncil.org Web: www.businessleadershipcouncil.org Maintains list of certified firms: Yes Provides training for businesses: Yes</p>	<p>LGBT Chamber of Commerce of Illinois * 3179 N. Clark St., 2nd Floor Chicago, IL 60657 Phone: 773-303-0167 Fax: 773-303-0168 Email: jholston@lgbtcc.com Web: www.lgbtcc.com Maintains list of certified firms: Yes Provides training for businesses: Yes</p>
<p>Chatham Business Association Small Business Dev. * 800 E. 78th Street Chicago, IL 60619 Phone: mejindakelly@cbaworks.org Fax: 773-855-8905 Email: mejindakelly@cbaworks.org Web: www.cbaworks.org Maintains list of certified firms: Yes Provides training for businesses: Yes</p>	<p>Chicago Minority Supplier Development Council Inc. * 105 W. Adams, Suite 2300 Chicago, IL 60603-6233 Phone: 312-755-2550 Fax: 312-755-8890 Email: pbarreda@chicagomcdc.org Web: www.chicagomcdc.org Maintains list of certified firms: Yes Provides training for businesses: Yes</p>
<p>Chicago Urban League * 4510 S. Michigan Ave. Chicago, IL 60653 Phone: 773-624-8810 Fax: 773-451-3579 Email: sbrinson@thechicagourbanleague.org Web: www.culc-chicago.org Maintains list of certified firms: Yes Provides training for businesses: Yes</p>	<p>Chicago Women in Trades (CWIT) 2444 W. 16th Street Chicago, IL 60608 Phone: 773-942-1444 Fax: 312-942-1599 Email: jvellina@cwit2.org Web: www.chicagowomenintrades2.org Maintains list of certified firms: No Provides training for businesses: Yes</p>

*Prime Contractors should contact with subcontracting opportunities to connect certified firms.



Executive Order 2017-2 Update

Plan Commission Approvals – Through June 2023

- 325 PD Applications Reviewed/Approved
- \$49,086,878,190 in Total Estimated Project Costs
- 168,401 Total Estimated Construction Jobs
- 100% of the Projects committed to meet or exceed the goals:
 - 26% Minority Business Enterprise Participation
 - 6% Women Business Enterprise Participation
 - 50% City Resident Hiring



Executive Order 2017-2 Update

Plan Commission – MBE/WBE & Local Hiring by Year

PROJECTS APPROVED BY PLAN COMMISSION						
CPC Year	Total # of PDs approved	Total Project Costs	Projected Construction Jobs	Projected MBE Value (@26%)	Projected WBE Value (@6%)	Projected # of Local Hires (@50%)
2017	15	\$715,398,330	3,276	\$186,503,564	\$43,923,899	1,639
2018	60	\$16,717,500,000	48,812	\$4,419,165,000	\$1,031,690,000	24,409
2019	46	\$8,315,726,720	20,145	\$2,177,488,946	\$500,843,602	9,095
2020	53	\$4,830,830,000	23,774	\$1,257,315,800	\$290,044,800	11,816
2021	68	\$11,624,307,346	42,928	\$3,174,319,909	\$849,458,439	21,472
2022	51	\$5,243,733,766	13,688	\$1,543,033,579	\$384,444,025	6,849
2023 - YTD	32	\$1,639,382,028	15,778	\$433,788,000	\$100,108,000	7,757
Totals	325	\$49,086,878,190	168,401	\$13,191,614,798	\$3,200,512,765	83,037



Executive Order 2017-2 Update

Part II Permit Review Data – Through June 2023

- 185 Part II Zoning Reviews completed (in 127 different PDs; for 160 different projects)
- \$13,083,959,833 in Total Estimated Project Costs
- 42,461 Estimated Total Construction Jobs
- Proposed Participation Levels at Part II Review:
 - 24.8% Minority Business Enterprise Participation
 - 6.0% Women Business Enterprise Participation
 - 46.1% City Resident Hiring (including average of 3.0% from the respective Ward)



Executive Order 2017-2 Update

Certificate of Occupancy (COO) Data – Through June 2023

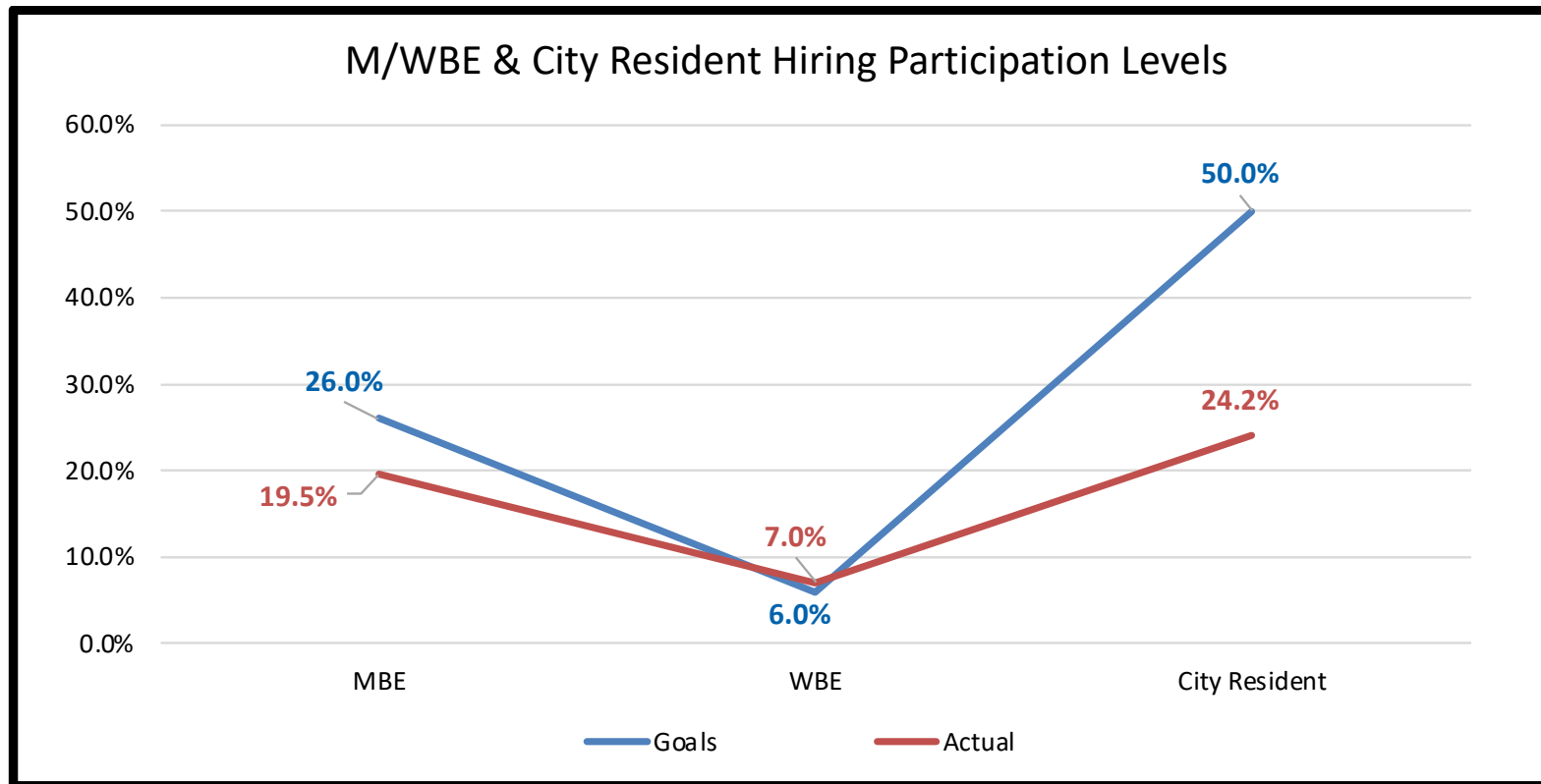
- 63 Final COOs issued
- 48 Reports filed to date (44 Complete + 4 Partial)
- Final Participation Levels at COO (based on data received):
 - \$2,903,077,400 Total Project Costs
 - 19.5% MBE Participation (\$440,839,345 value of work)
 - 7.0% WBE Participation (\$170,940,157 value of work)
 - 24.2% City Resident Hiring (including 399 Ward residents)



Executive Order 2017-2 Update

M/WBE & Local Hiring Comparison

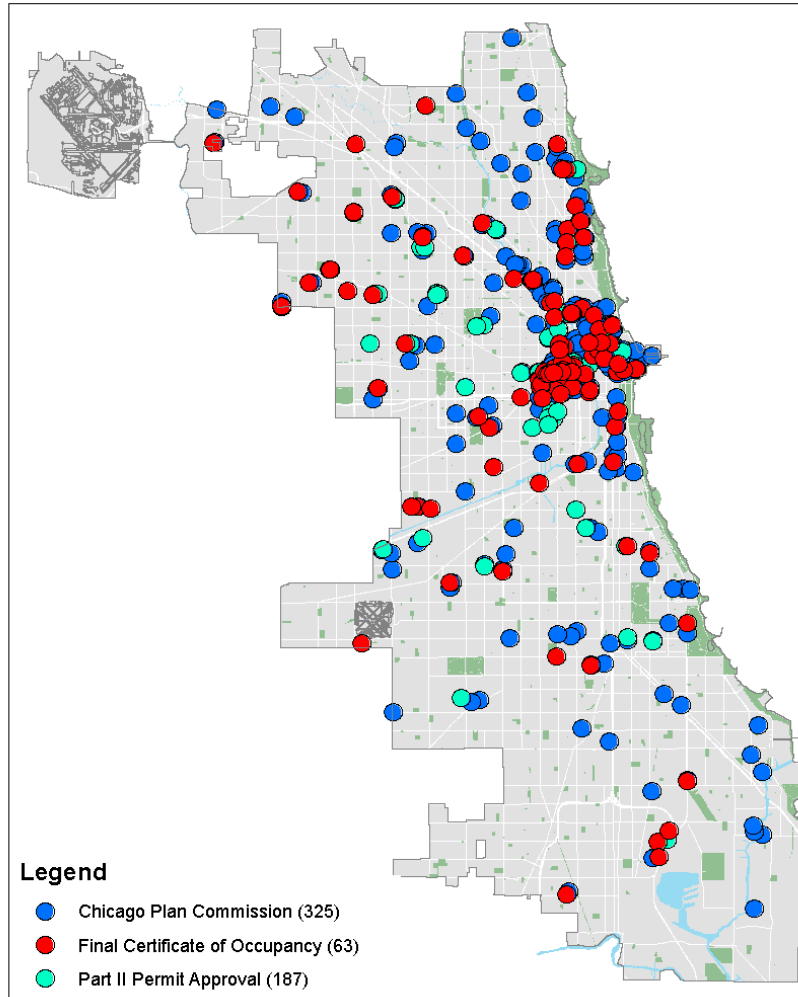
Based on Data from Complete Final Reports filed through June 2023





Executive Order 2017-2 Update

MBE, WBE & Local Hiring
Equitable Participation Data
September 2017 through June 2023; pursuant to Executive Order 2017-02





Executive Order 2017-2 Update

QUESTIONS + DISCUSSION

