

# Ask Dr. Arwady

**2/17/2022**

# Chicago COVID-19 Community Transmission and Risk Matrix

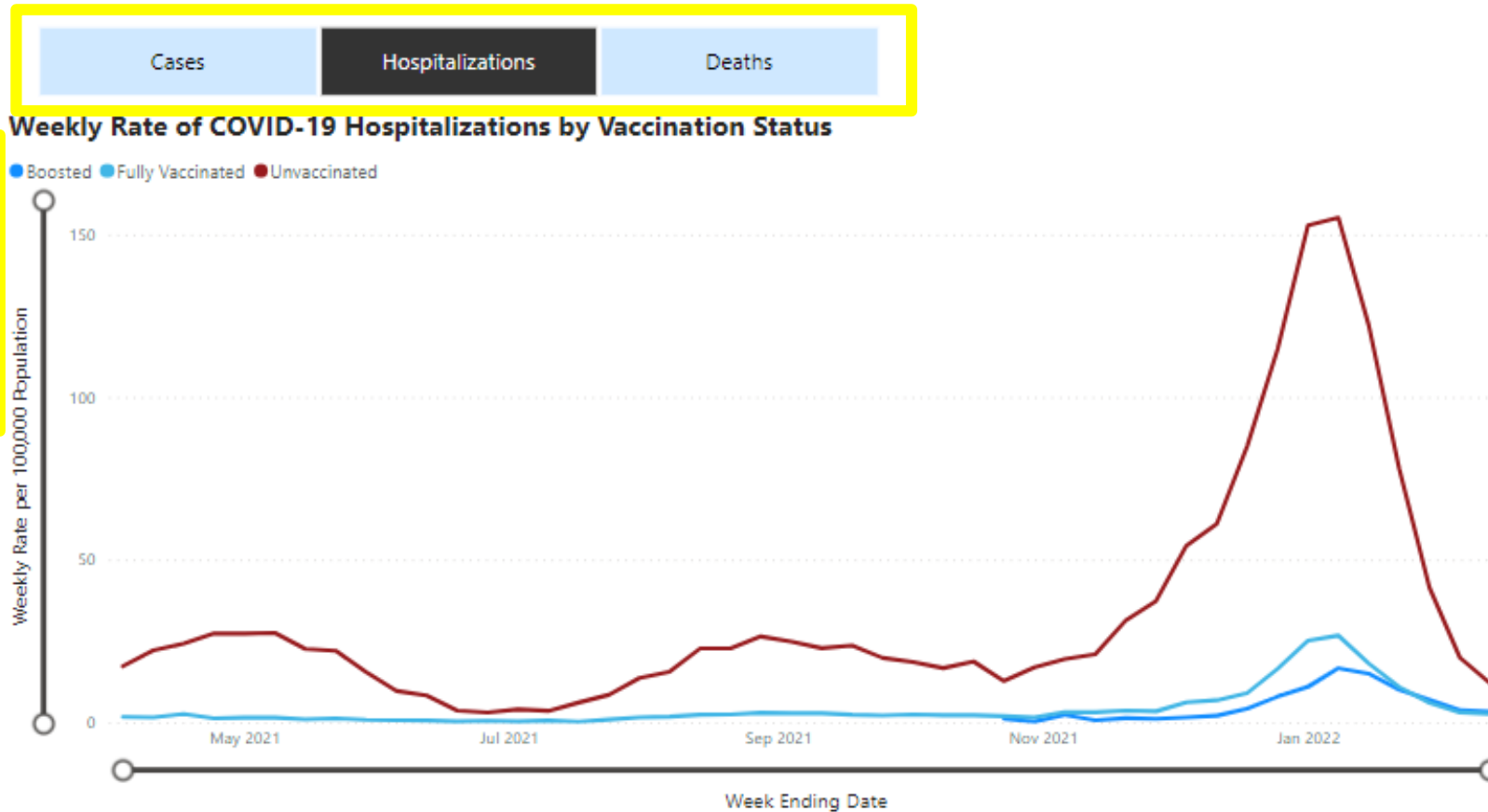


	VERY HIGH TRANSMISSION	HIGH TRANSMISSION	SUBSTANTIAL TRANSMISSION	LOWER TRANSMISSION	LOW TRANSMISSION
<b>COVID-19 CASES DIAGNOSED PER DAY</b> Chicago residents - 7-day rolling daily average	800+	400 – 799	200 – 399 <b>Current: 389</b> Decreasing	20 – 199	≤20
<b>COVID-19 TEST POSITIVITY</b> Chicago residents - 7-day rolling daily average	10%+	6.6 – 9.9%	5.0 – 6.5%	2 – 4.9%	≤2% <b>Current: 1.9%</b> Decreasing
<b>HOSPITAL BEDS (NON-ICU) OCCUPIED BY COVID PATIENTS</b> Chicago hospitals - 7-day rolling daily average	1250+	750 – 1249	250 – 749 <b>Current: 292</b> Decreasing	100 – 249	≤100
<b>ICU BEDS OCCUPIED BY COVID PATIENTS</b> Chicago hospitals - 7-day rolling daily average	400+	300 – 399	100 – 299 <b>Current: 102</b> Decreasing	20 – 99	≤20



# Breakthrough Data now available on our website

View by cases,  
hospitalizations or deaths



View by  
age group  
or City  
overall

LATEST DATA ▾

COVID Daily Dashboard

Community Transmission  
and Risk

Coronavirus At A Glance

Vaccination Data At A  
Glance

Chicago COVID-19  
Breakthroughs

Variants of SARS-CoV-2

COVID-19 Wastewater  
Surveillance

Hospital Capacity

Reopening Metrics

Doubling Time

Data Portal

Archived Data Reports

# Good News: Vaccines Continue to Work Beautifully, Especially Against Severe COVID Outcomes

Chicago infection rates continue to decline.

- During Omicron surge in Chicago, age-adjusted COVID infection rates were **three** times greater in unvaccinated Chicagoans compared to vaccinated/boosted Chicagoans

Chicago hospitalization rates continue to decline.

- During Omicron surge in Chicago, age-adjusted COVID hospitalization rates were **ten** times greater in unvaccinated Chicagoans compared to vaccinated/boosted Chicagoans

Chicago death rates continue to decline.

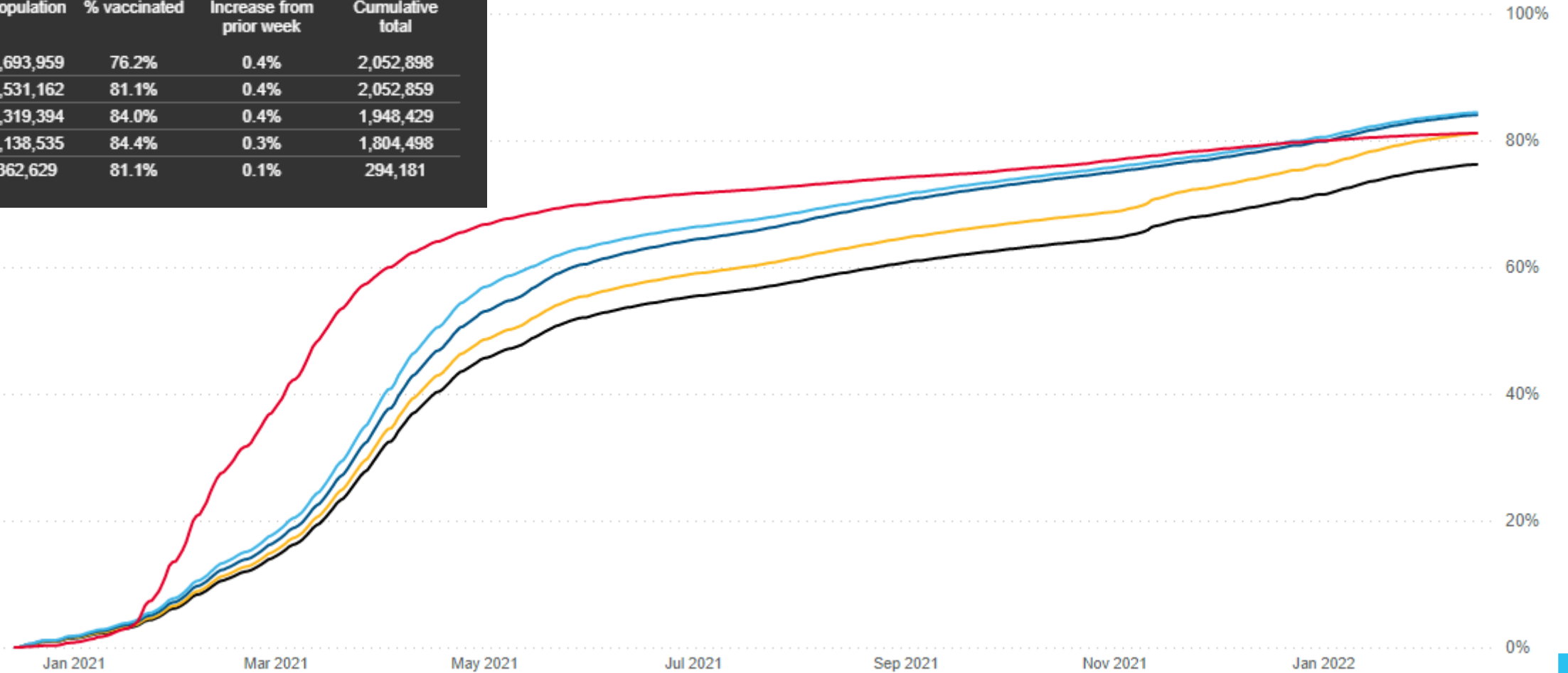
- During Omicron surge in Chicago, age-adjusted COVID death rates were **thirty** times greater in unvaccinated Chicagoans compared to vaccinated/boosted Chicagoans

# Chicago Citywide COVID Vaccination Rate Continues to Increase

★ 76% of ALL Chicagoans (all ages) have at least one dose (68% fully vaxxed)  
81% of *eligible* Chicagoans age 5+ have at least one dose (73% fully vaxxed)

At least one dose (cumulative % vaccinated) as of 2/15/2022

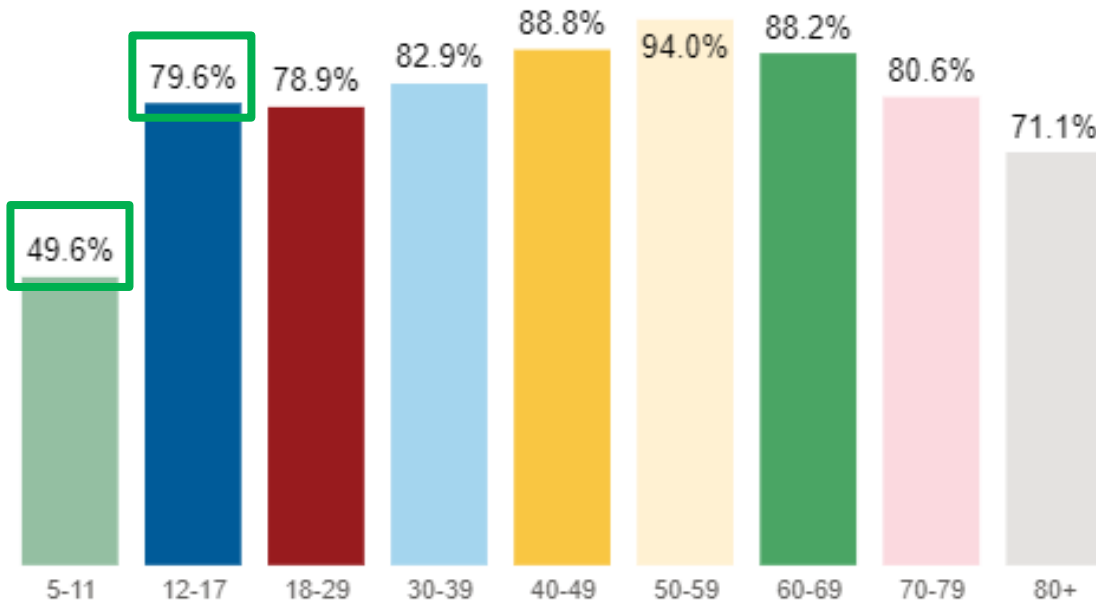
Subgroup	Population	% vaccinated	Increase from prior week	Cumulative total
Citywide	2,693,959	76.2%	0.4%	2,052,898
5+	2,531,162	81.1%	0.4%	2,052,859
12+	2,319,394	84.0%	0.4%	1,948,429
18+	2,138,535	84.4%	0.3%	1,804,498
65+	362,629	81.1%	0.1%	294,181



# Citywide Vaccination Rate by Age

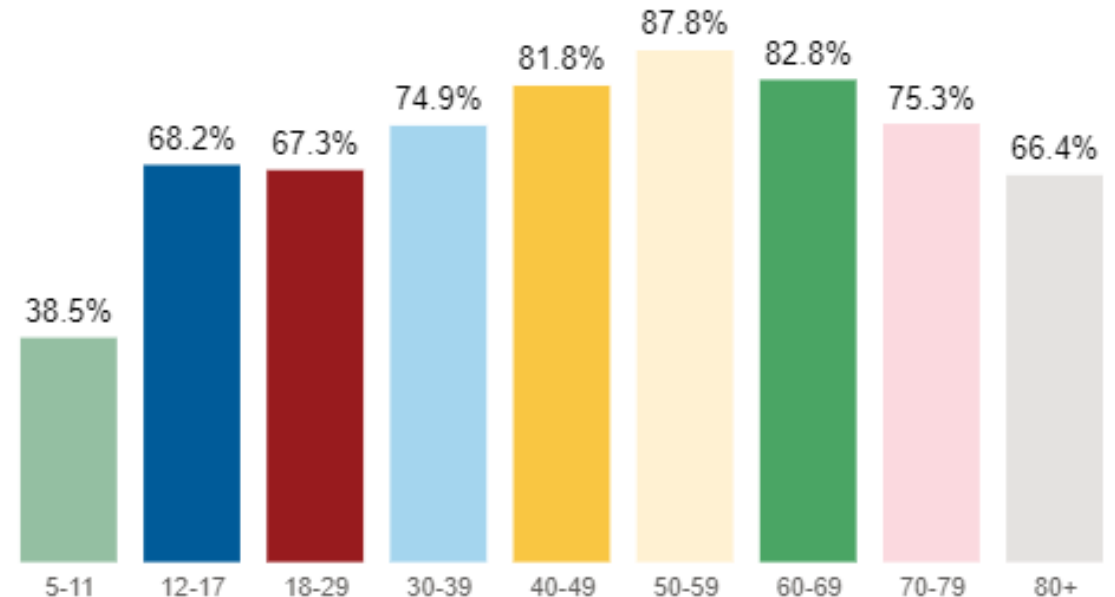
★ Approaching 50% of 5-11 year-olds and 80% of 12-17 year-olds in Chicago who have received their first dose of COVID vaccine

At least one dose (% vaccinated as of 2/15/2022)



U.S. 5-11 y/o: 31.8%  
U.S. 12-17 y/o: 66.9%

Completed vaccine series (% vaccinated as of 2/15/2022)

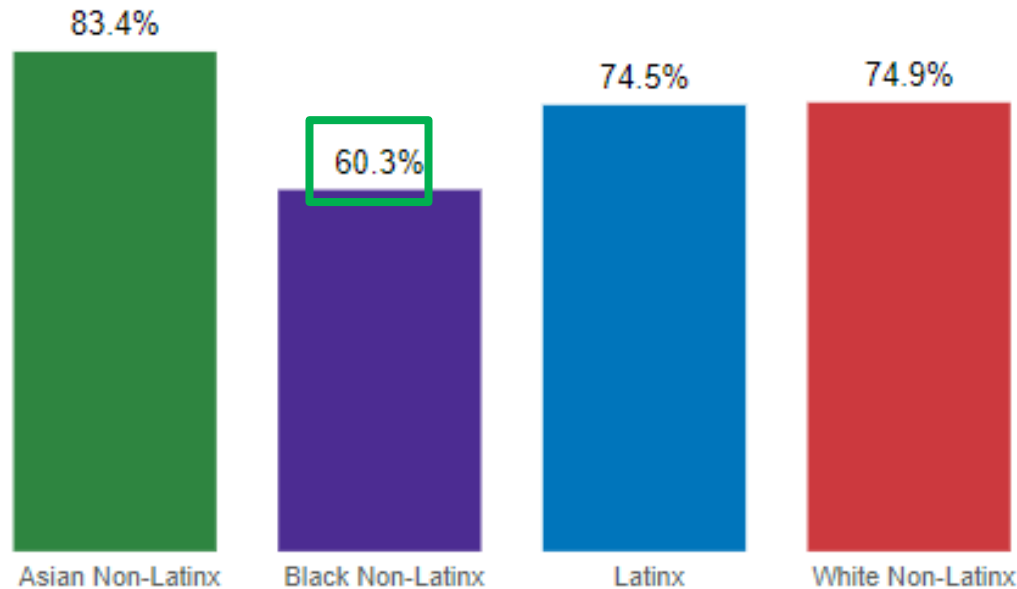


U.S. 5-11 y/o: 24%  
U.S. 12-17 y/o: 56.8%

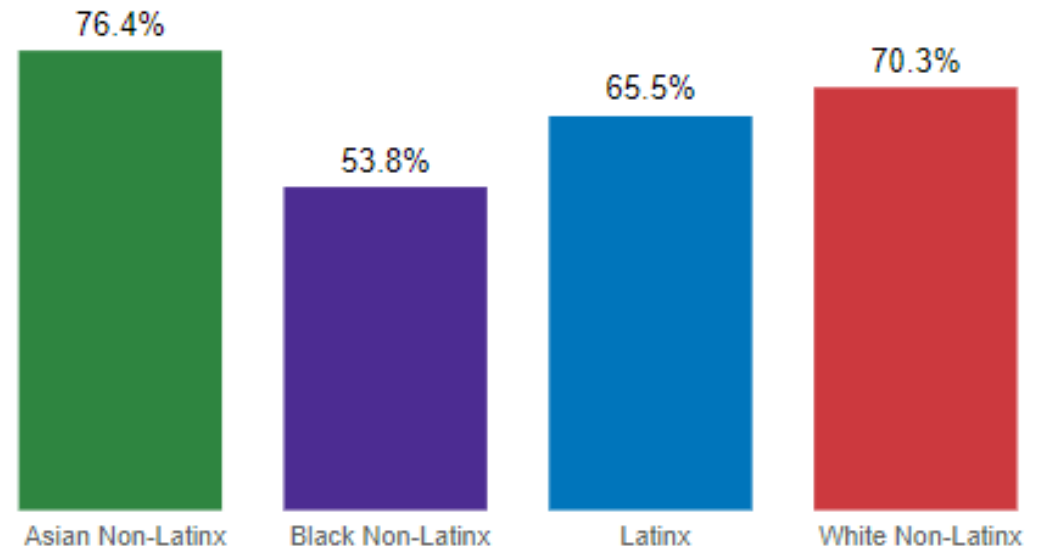
# Citywide Vaccination Rate by Race/Ethnicity

★ 60% of Black non-Latinx Chicagoans have now had a first dose of COVID vaccine (54% fully vaxxed)

At least one dose (% vaccinated as of 2/15/2022)

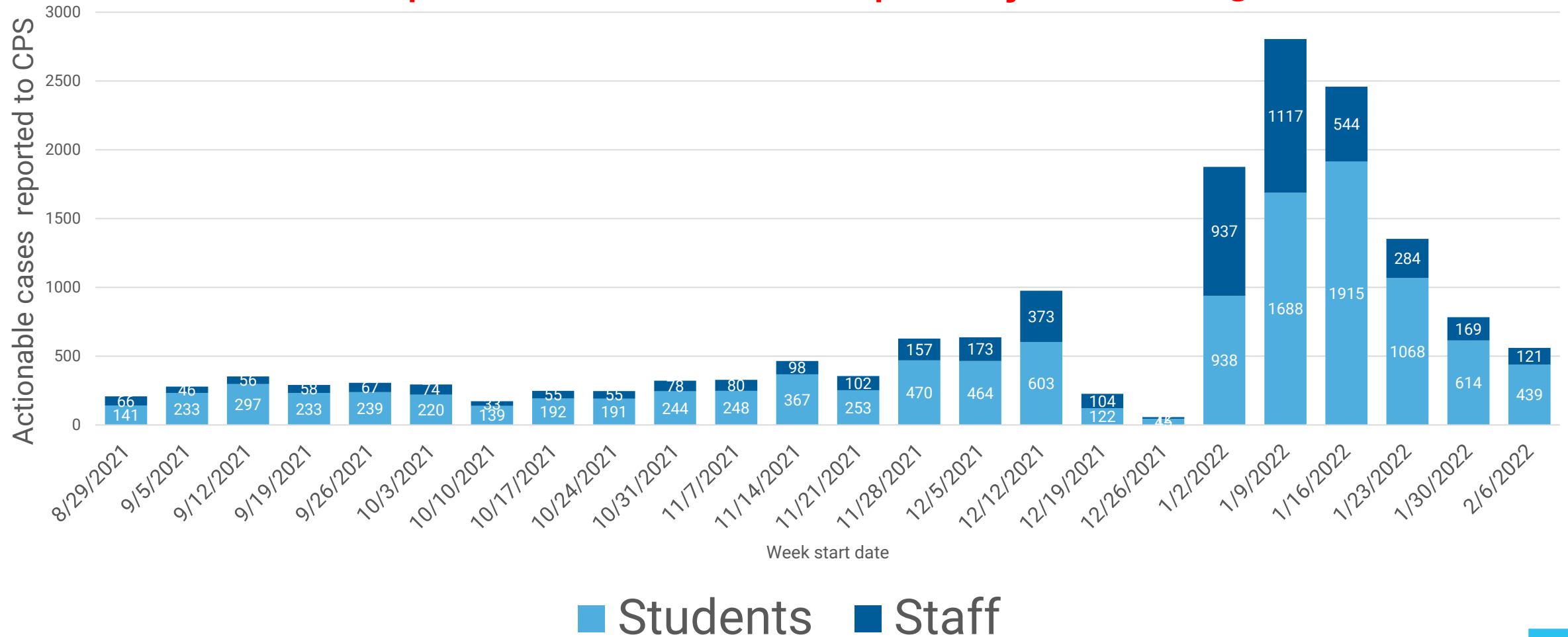


Completed vaccine series (% vaccinated as of 2/15/2022)



# CPS Good News: As expected, in line with City of Chicago data, COVID-19 cases in CPS school buildings continue to decline—though they remain above pre-Omicron levels.

Last week represented a 60% decrease compared to just 2 weeks ago.

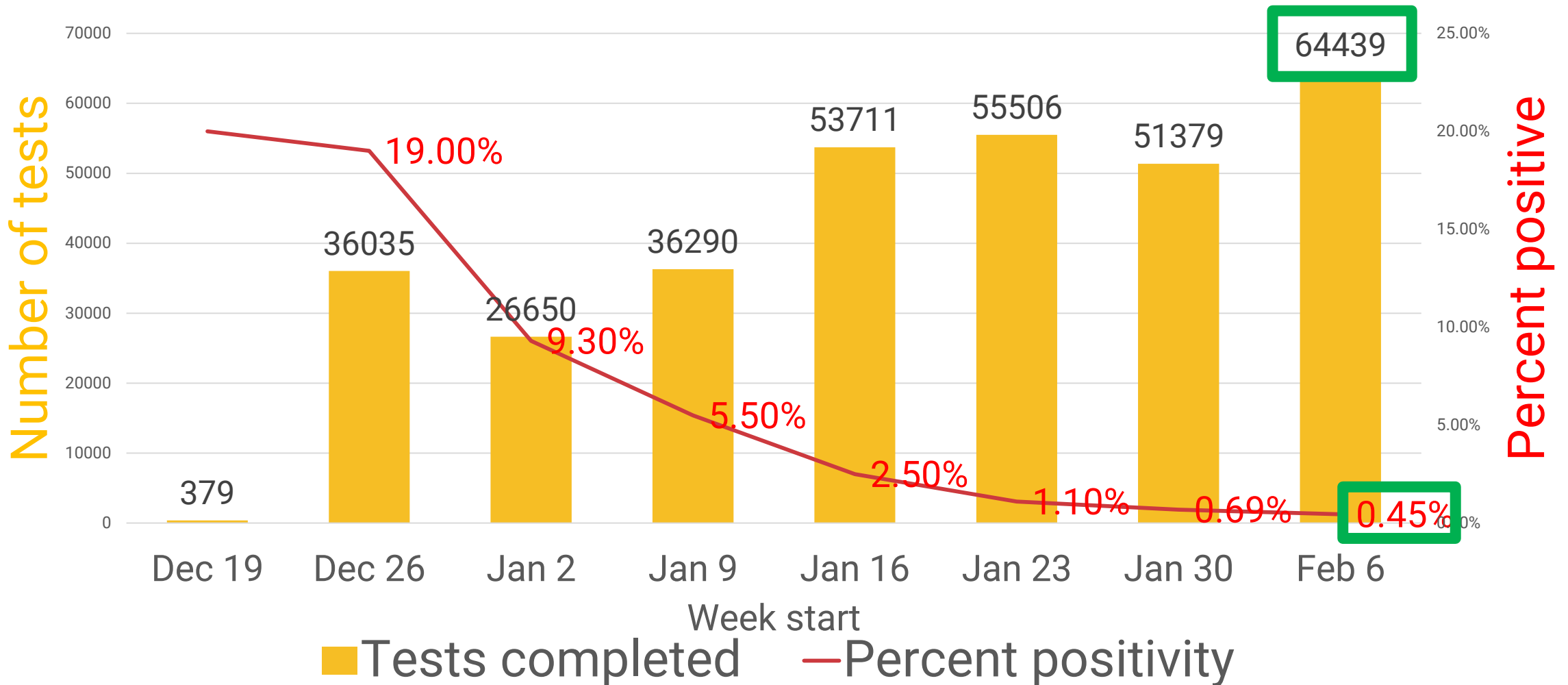


Cases include individuals who were in a CPS building during their potentially infectious period. Cases include those that are self-reported and are assigned to the date they were reported. Data from school year 2021-22 are included. Data from CPS public dashboard 2/15/22.





# CPS Good News: Number of screening tests continues to increase and screening test positivity continues to decrease



**CPS again reported a record number of *screening* tests last week; test positivity is lower than it has been since early November**

	Tested (n)	Positive (n)	% positive
<b>Overall</b> <b>(Aug 29-Feb 14)</b>	618,033	11,180	1.90%
<b>Last week</b> <b>(Feb 6-12)</b>	64,439	286	0.45%

## School screening test positivity comparison (last 7 days)

- Los Angeles: 1.3%
- New York City: 0.35%

# Upcoming CPS Vaccination Opportunities: Tuesday, February 15 through Thursday, February 17



\*\*\*TO RESERVE YOUR VACCINE DOSE, MAKE AN APPOINTMENT AT [CPS.EDU/VACCINATIONS](https://cps.edu/vaccinations)\*\*\*

	Regional Clinics	Mobile Vaccine Events							
<b>Tuesday, February 15:</b>	<b>Chicago Vocational High School</b> 2100 E 87th St 9:00 a.m. - 1:00 p.m.	<b>Alcott Elementary</b> 2625 N ORCHARD ST 10:00 a.m. - 1:00 p.m.	<b>De Diego Elementary</b> 1313 N CLAREMONT AVE 10:00 a.m. - 1:00 p.m.	<b>Lozano Elementary</b> 1501 N GREENVIEW AVE 10:00 a.m. - 1:00 p.m.	<b>McCauliffe Elementary</b> 1841 N SPRINGFIELD AVE 10:00 a.m. - 1:00 p.m.	<b>Ogden Elementary - Jenner Campus</b> 1119 N CLEVELAND AVE 10:00 a.m. - 1:00 p.m.	<b>Pickard Elementary</b> 2301 W 21ST PL 10:00 a.m. - 1:00 p.m.	<b>Jensen Elementary</b> 3030 W HARRISON ST 3:00 p.m. - 5:00 p.m.	
<b>Wednesday, February 16:</b>	<b>Roosevelt High School</b> 3436 W WILSON AVE 9:00 a.m. - 1:00 p.m.	<b>Addams Elementary</b> 10810 S AVENUE H 10:00 a.m. - 1:00 p.m.	<b>Dawes Elementary</b> 3810 W 81ST PL 10:00 a.m. - 1:00 p.m.	<b>Doolittle Elementary</b> 535 E 35TH ST 10:00 a.m. - 1:00 p.m.	<b>Mann Elementary</b> 8050 S CHAPPEL AVE 10:00 a.m. - 1:00 p.m.	<b>Metcalfe Elementary</b> 12339 S NORMAL AVE 10:00 a.m. - 1:00 p.m.	<b>Mount Vernon Elementary</b> 10540 S MORGAN ST 10:00 a.m. - 1:00 p.m.	<b>Pershing Elementary</b> 3200 S CALUMET AVE 10:00 a.m. - 1:00 p.m.	<b>Fenger High School</b> 11220 S WALLACE ST 3:00 p.m. - 5:00 p.m.
<b>Thursday, February 17:</b>	<b>Clark High School</b> 5101 W HARRISON ST 9:00 a.m. - 1:00 p.m.	<b>Ashe Elementary</b> 8505 S INGLESIDE AVE 10:00 a.m. - 1:00 p.m.	<b>Darwin Elementary</b> 3116 W BELDEN AVE 10:00 a.m. - 1:00 p.m.	<b>Hendricks Elementary</b> 4316 S PRINCETON AVE 10:00 a.m. - 1:00 p.m.	<b>King Elementary</b> 644 W 71ST ST 10:00 a.m. - 1:00 p.m.	<b>L. Hughes Elementary</b> 240 W 104TH ST 10:00 a.m. - 1:00 p.m.	<b>Mireles Elementary</b> 9000 S EXCHANGE AVE 10:00 a.m. - 1:00 p.m.	<b>Ninos Heroes Elementary</b> 8344 S COMMERCIAL AVE 10:00 a.m. - 1:00 p.m.	<b>Sherwood Elementary</b> 245 W 57TH ST 10:00 a.m. - 1:00 p.m.

Additionally, CPS offers vaccination opportunities at 24 school-based health centers by appointment only.  
Visit [schoolinfo.cps.edu/covidvaccinationsites](https://schoolinfo.cps.edu/covidvaccinationsites) for more information.



# WHAT YOU NEED TO KNOW ABOUT EARLY TREATMENTS FOR COVID-19



If you test positive for COVID-19, there are IV and oral medications that can help keep you out of the hospital, but they need to be taken in the first few days of infection.



If you test positive and have underlying conditions that put you at higher risk for hospitalization, ***talk with your healthcare provider immediately to see if they recommend newer treatments now available.***



Treatments used for COVID-19 can interact with other medications you take ***and must be prescribed*** by your healthcare provider.

- ***Please do not go to a pharmacy or infusion center without a prescription.***



Supply is growing but remains limited for these treatments and will be prioritized for those at highest risk of developing severe illness.

Looking for a vaccine?

visit **CHI.GOV/COVIDVAX**

or call **312-746-4835**



- ALL individuals 65+ are eligible for these treatments
- These treatments are provided by the federal government at no-cost
- These treatments are available regardless of an individual's vaccination status
- These treatments are available now in Chicago
- If you test positive for COVID-19, talk with your healthcare provider immediately



Plenty of appointments  
available for Family Vaccine  
Clinics this weekend

SATURDAY

SUNDAY

# FAMILY COVID VACCINE CLINICS

## ADULT AND PEDIATRIC VACCINE DOSES & BOOSTERS AVAILABLE

### RICHARD J. DALEY COLLEGE

7500 S Pulaski Rd

Saturdays, 9am-2pm  
Jan. 22 & Feb.12

### WILBUR WRIGHT COLLEGE

4300 N Narragansett Ave

Sundays, 9am-2pm  
Jan. 23 & Feb.13

### KENNEDY-KING COLLEGE

6301 S Halsted St

Saturdays, 9am-2pm  
Jan. 29 & Feb.19

### OLIVE-HARVEY COLLEGE

10001 S Woodlawn Ave

Sundays, 9am-2pm  
Jan. 30 & Feb.20

### TRUMAN COLLEGE

1145 W. Wilson Ave

Saturdays, 9am-2pm  
Feb. 5 & Feb.26

### MALCOLM X COLLEGE

1900 W Jackson Blvd

Sundays, 9am-2pm  
Feb. 6 & Feb.27

Need a vaccine or a booster? Have questions?

visit **CHI.GOV/COVIDVAX**

or call **312-746-4835**



**PROTECT**  
CHICAGO★





We're making great progress, but COVID is not over! At current case rates in Chicago/Cook County, there is still an estimated:

**45% (1 in 2) chance** that at least one **COVID-19-positive** individual will be present at a **50-person** gathering/event.

**69%** chance at a **100-person** event.

**>99%** chance at a **500-person** event.

You're viewing risk levels for an event with 50 people, which is like:

**A supermarket**



**...or a restaurant**

