




Ask Dr. Arwady

May 3, 2022

Guest: Matt Richards, Deputy Commissioner

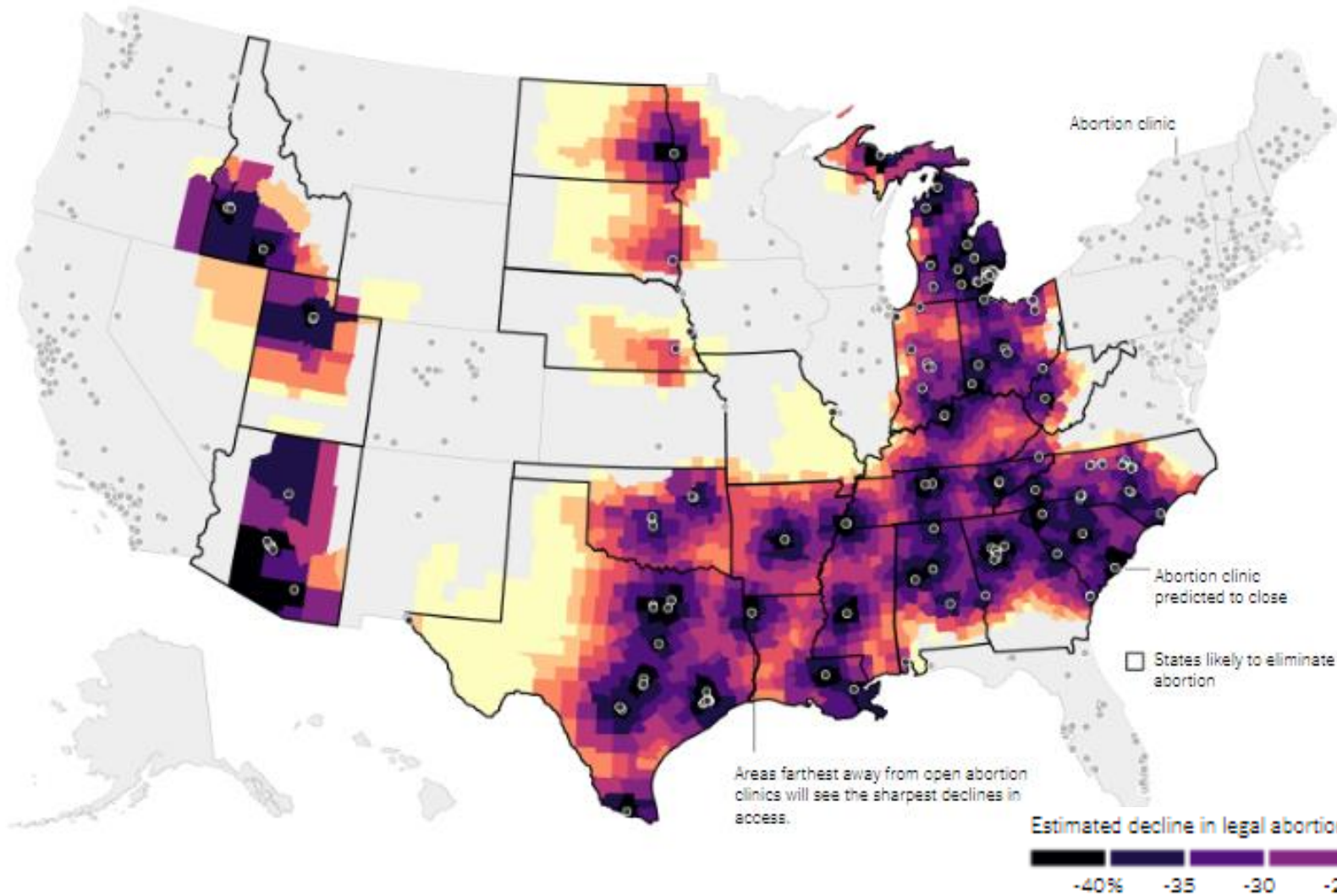


IN THE NEWS: Our team of epidemiologists was awarded the [Chicago Mayor's Office](#) Medal of Honor, for their hard work & dedication to bettering the lives of Chicagoans.





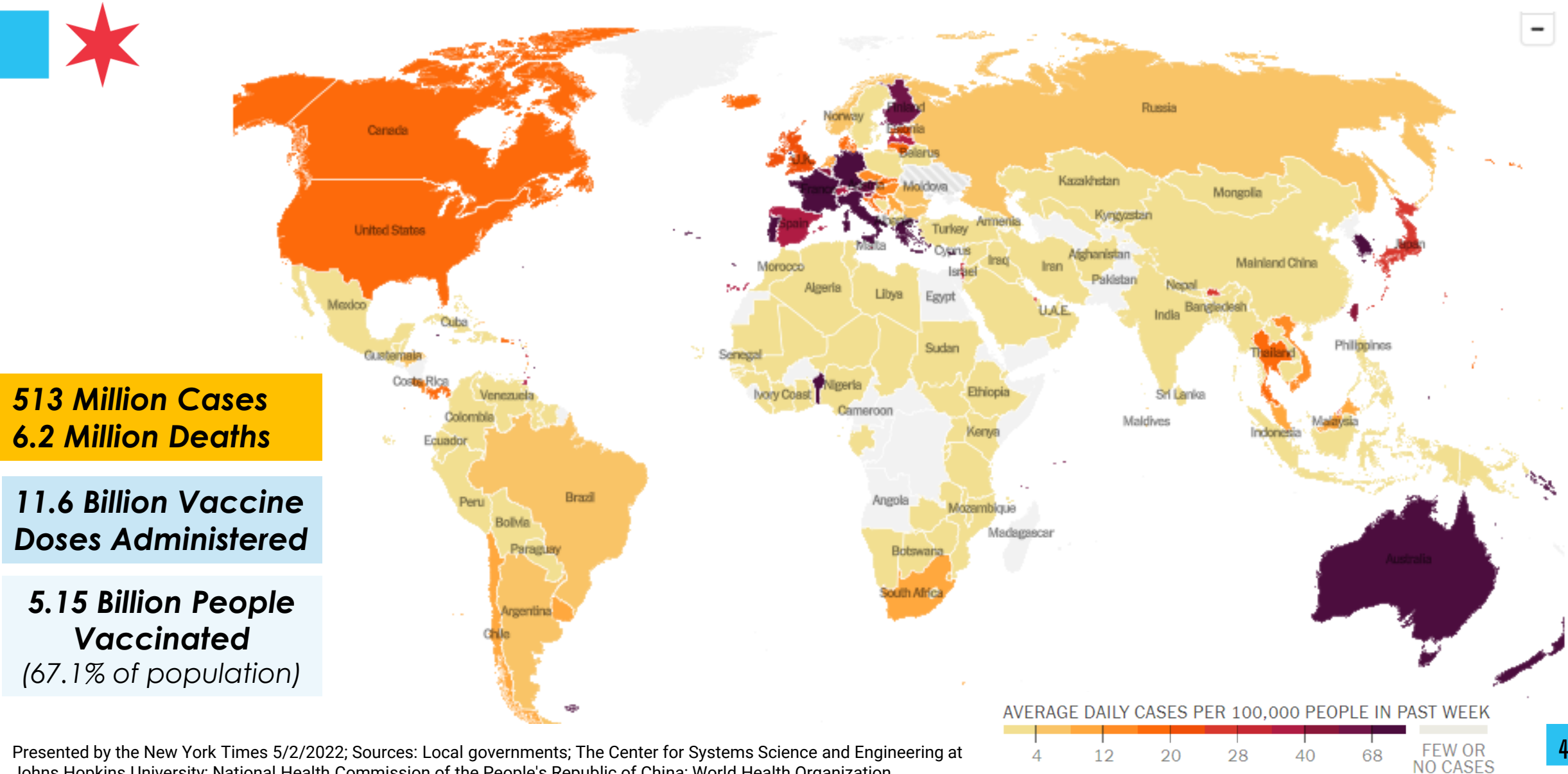
IN THE NEWS: *What an America Without Roe Would Look Like*



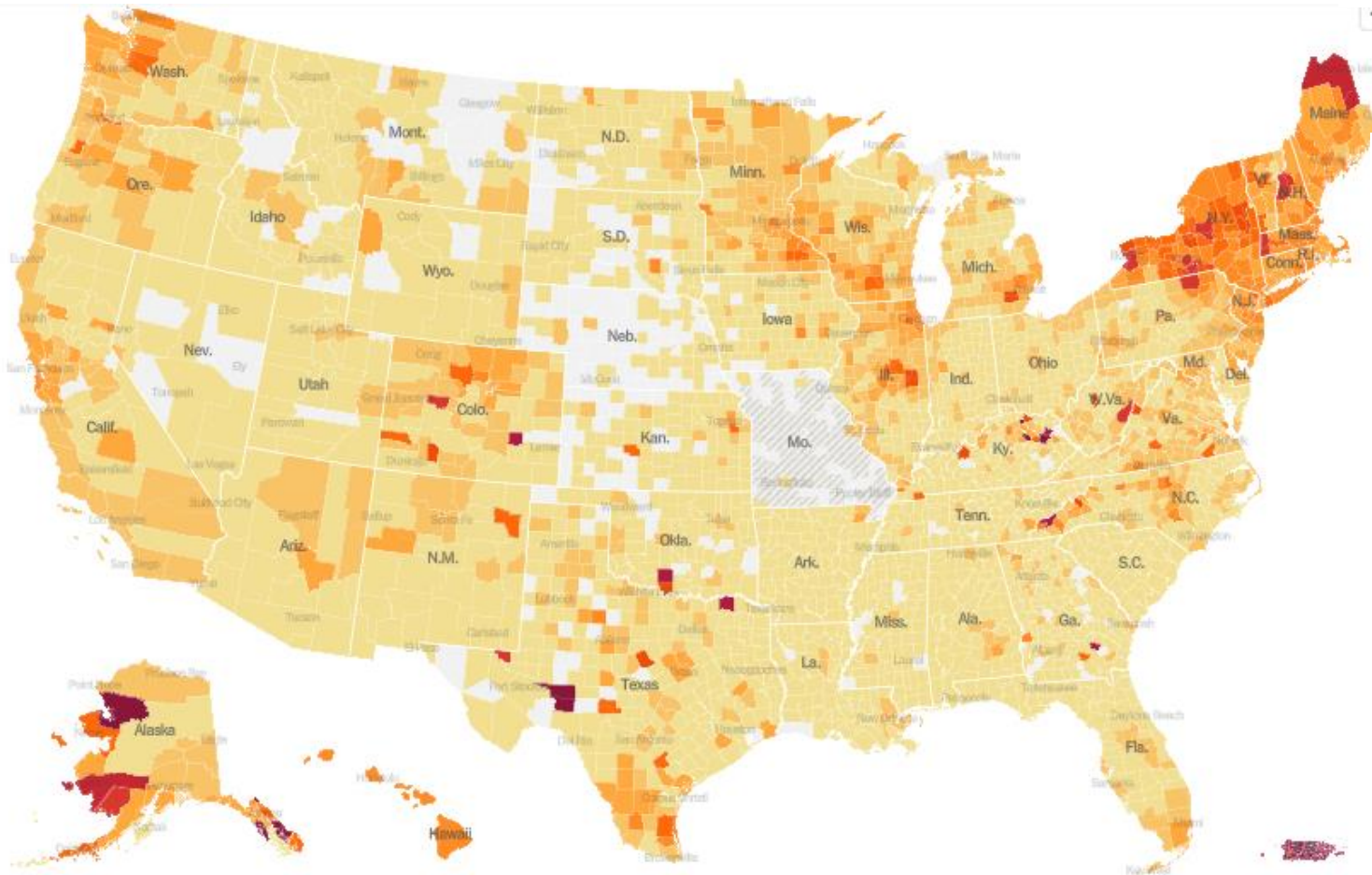
Legal abortions would fall, particularly among poor women in the South and Midwest, and out-of-state travel and abortion pills would play a bigger role

<https://www.nytimes.com/2021/12/05/upshot/abortion-without-roe-wade.html?action=click&module=RelatedLinks&pgtype=Article>

Average daily COVID-19 cases per 100,000 population



Average daily COVID-19 cases per 100,000 population



	AT LEAST ONE DOSE	FULLY VACCINATED
All ages	78%	66%
5 and up	82%	70%
65 and up	95%	90%

National currently:

17 diagnosed daily cases per 100,000 people

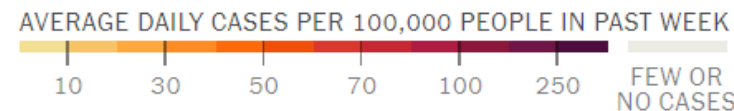
Illinois currently:

24 diagnosed daily cases per 100,000 people

Chicago currently:

26 diagnosed daily cases per 100,000 people

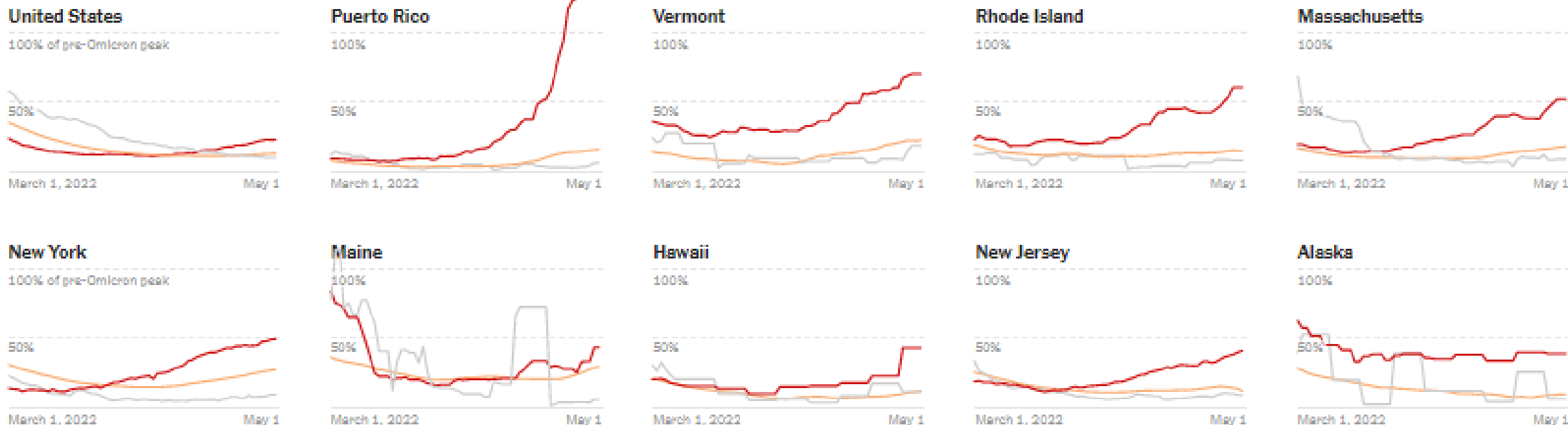
81.2 Million Cumulative Cases
992,033 Cumulative Deaths





Seeing slight case increases in other areas of the U.S., but nothing causing alarm at this point and continue to monitor

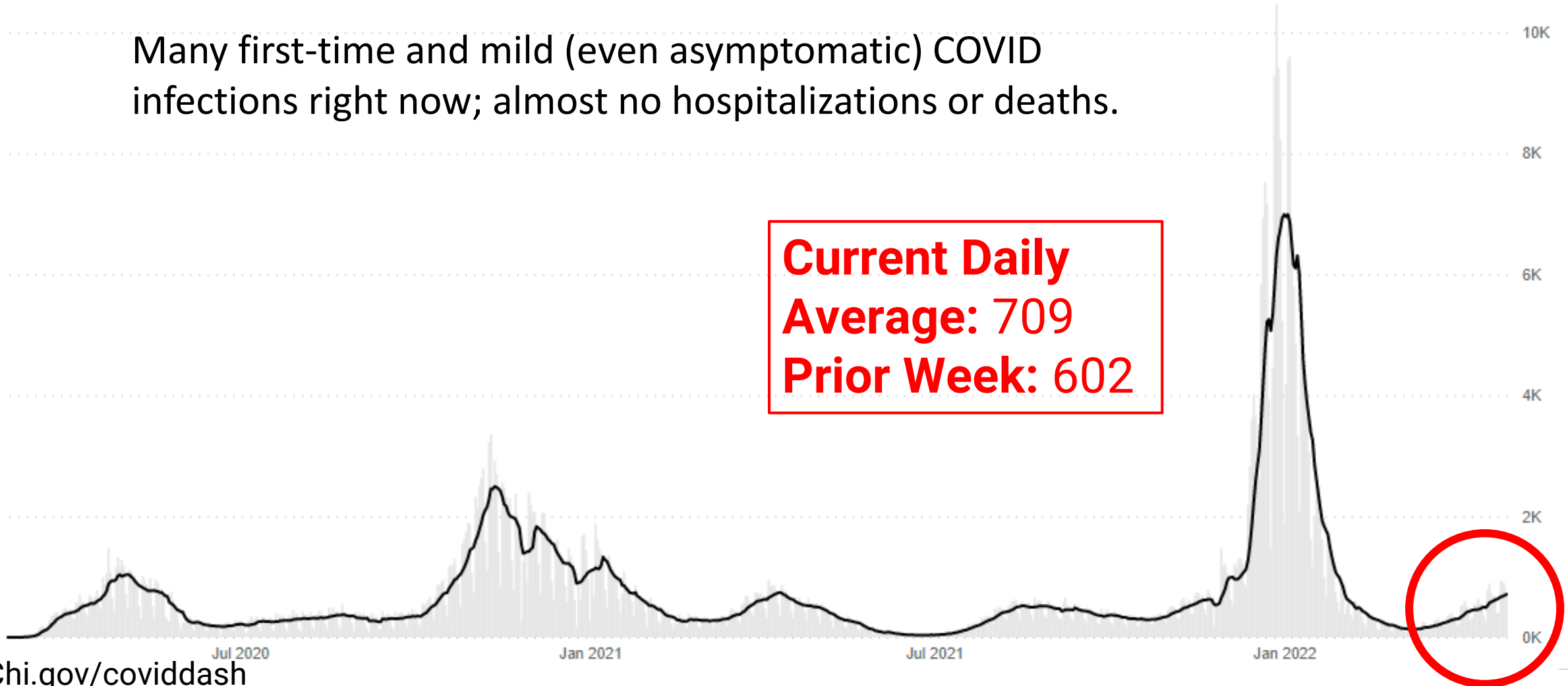
■ Cases ■ Hospitalizations ■ Deaths



★ Chicago: COVID-19 Cases

Many first-time and mild (even asymptomatic) COVID infections right now; almost no hospitalizations or deaths.

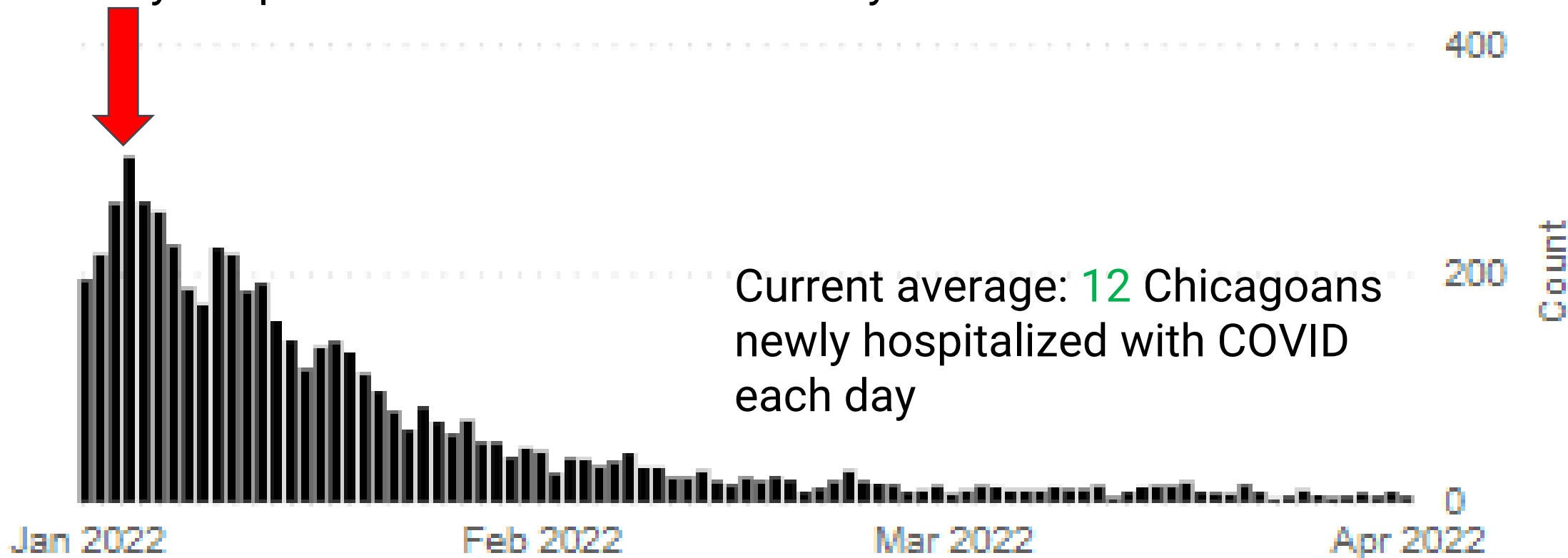
**Current Daily
Average: 709
Prior Week: 602**





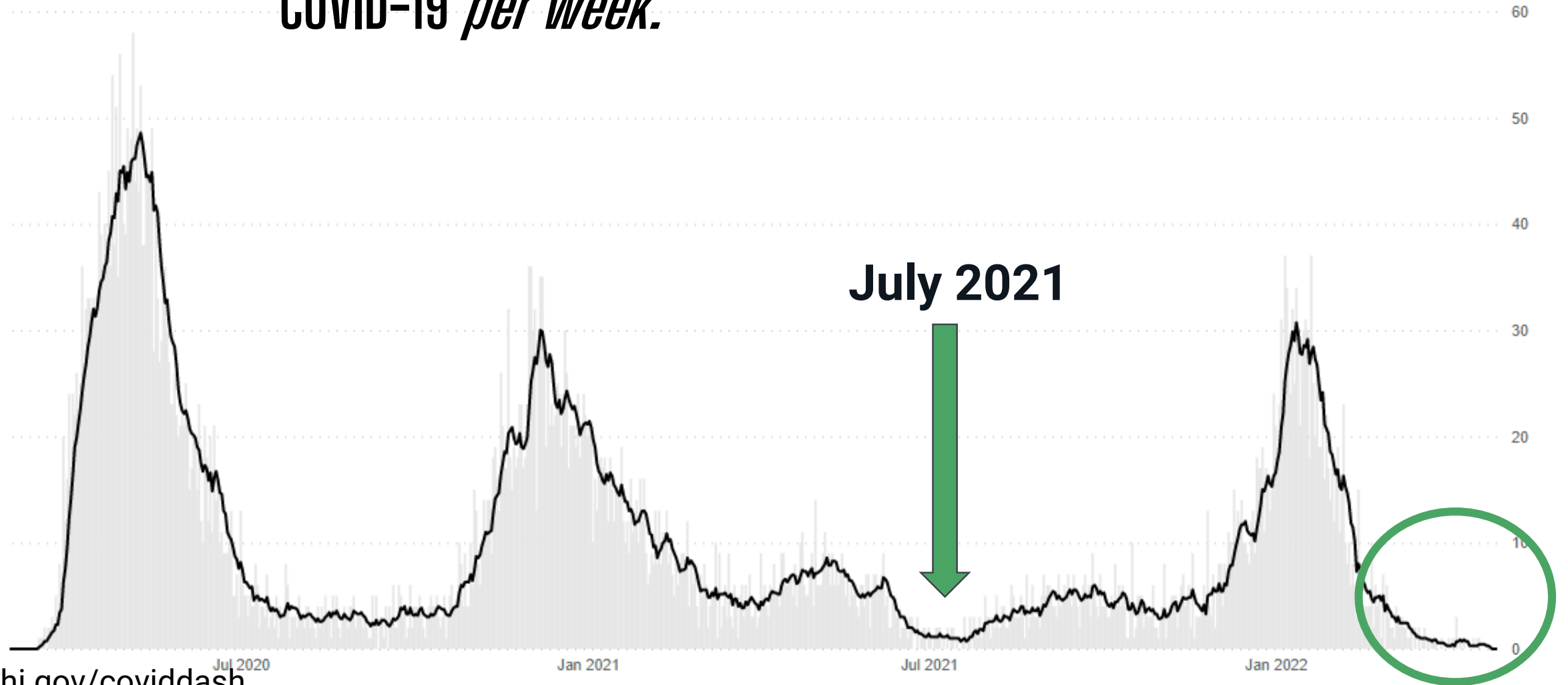
Great news: Chicagoans being hospitalized with COVID-19 has not been this low since July 2021

All time peak was January 4, 2022: 301 Chicagoans newly hospitalized with COVID in one day



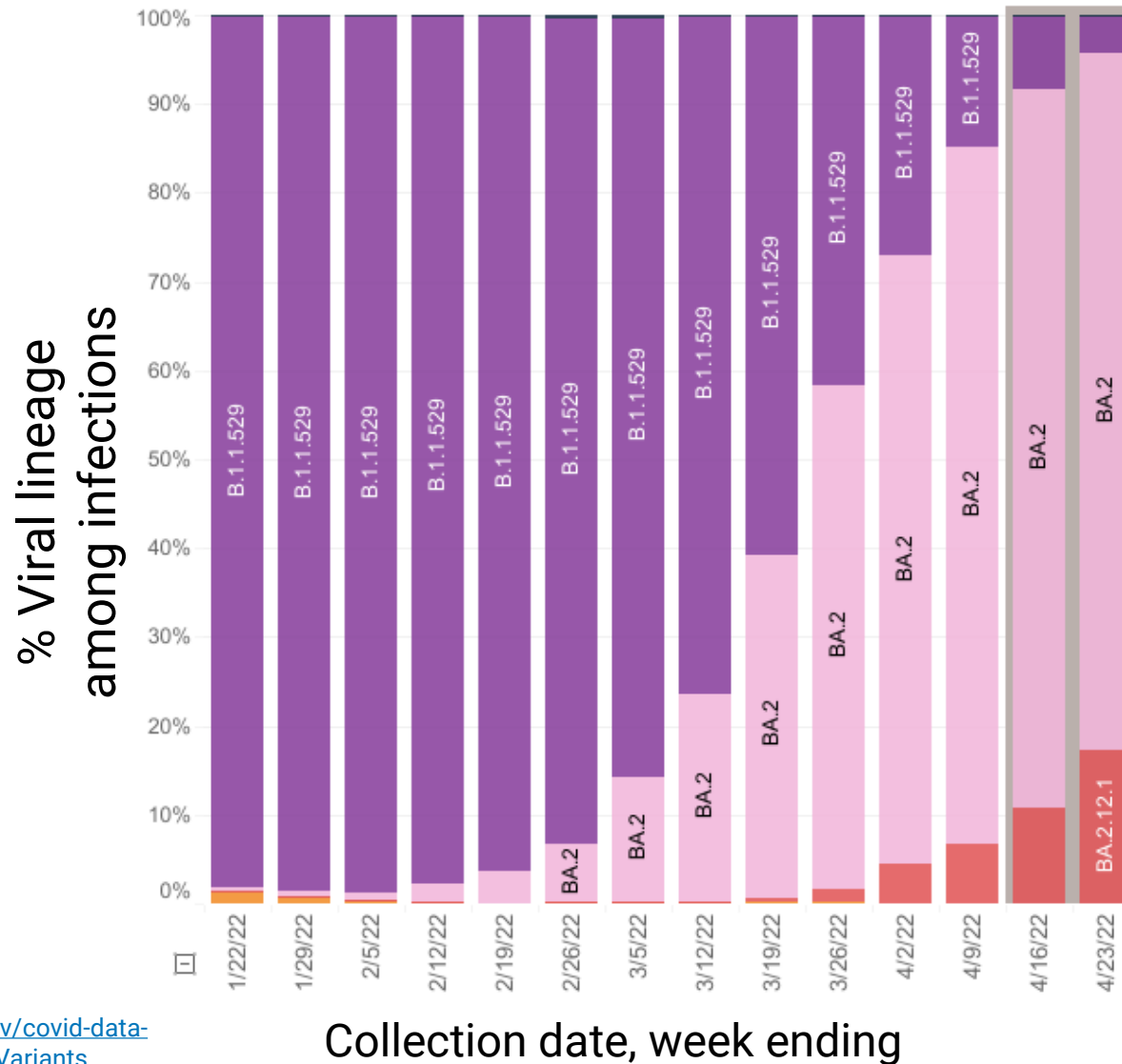
Great news: Fewer Chicagoans are now dying with COVID-19 than at **any** point in the pandemic.

Today, we are averaging fewer than 1 Chicagoan dying from COVID-19 *per week*.



SARS-CoV-2 Variant Surveillance, Midwest Region.

★ Omicron BA.2 remains dominant strain in Midwest Region and entire U.S.



Omicron BA.2 (78.5%)

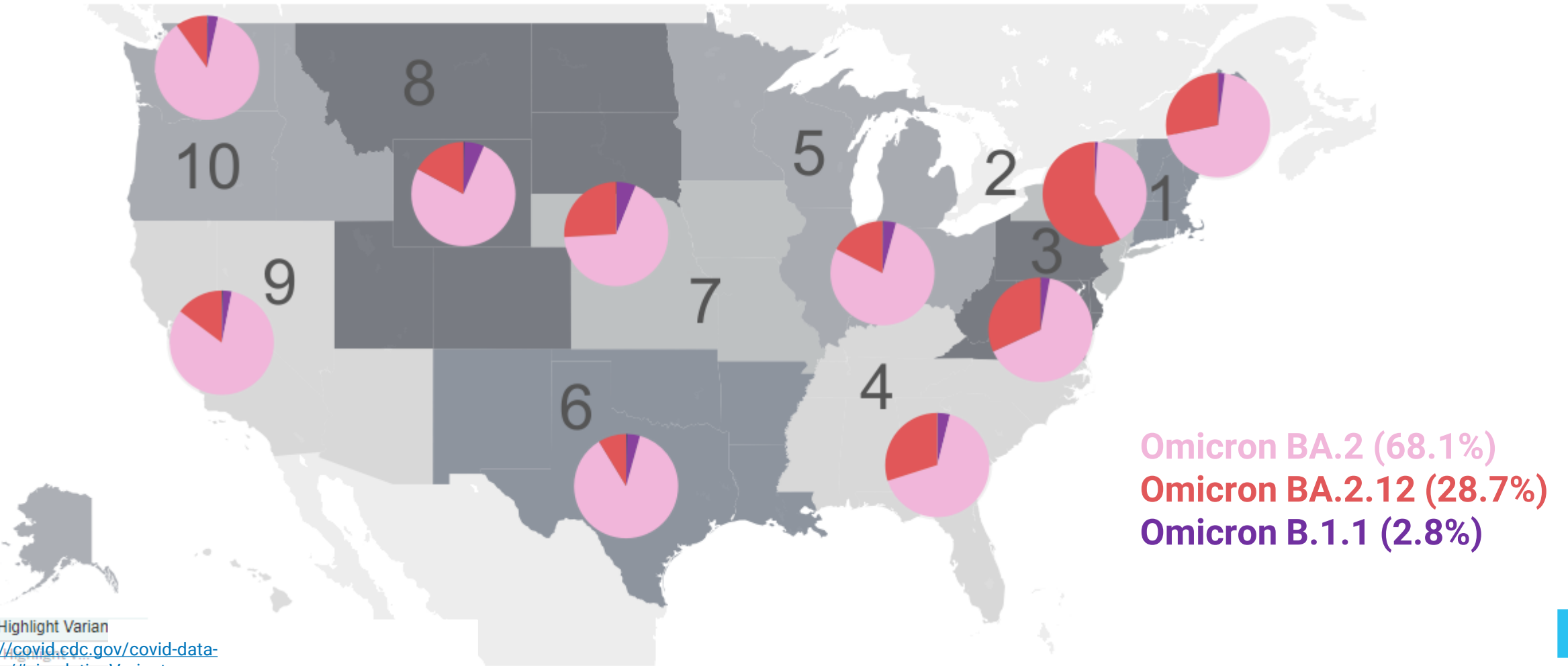
Omicron BA.2.12.1 (17.3%)

Omicron B.1.1 (3.9%)

Delta (0.0%)

★ SARS-CoV-2 Variant Surveillance, United States

United States: 4/17/2022 – 4/23/2022 NOWCAST





**Our local risk based on CDC
COVID-19 Community Levels is:**

LOW



WHAT'S A COVID-19 COMMUNITY LEVEL?

- It's a new tool to help communities decide what prevention measures to take based on the latest data
- Every community in the United States is classified as:

Low

Limited impact on healthcare system, low levels of severe illness

Medium

Some impact on healthcare system, more people with severe illness

High

High potential for healthcare system strain; high level of severe illness

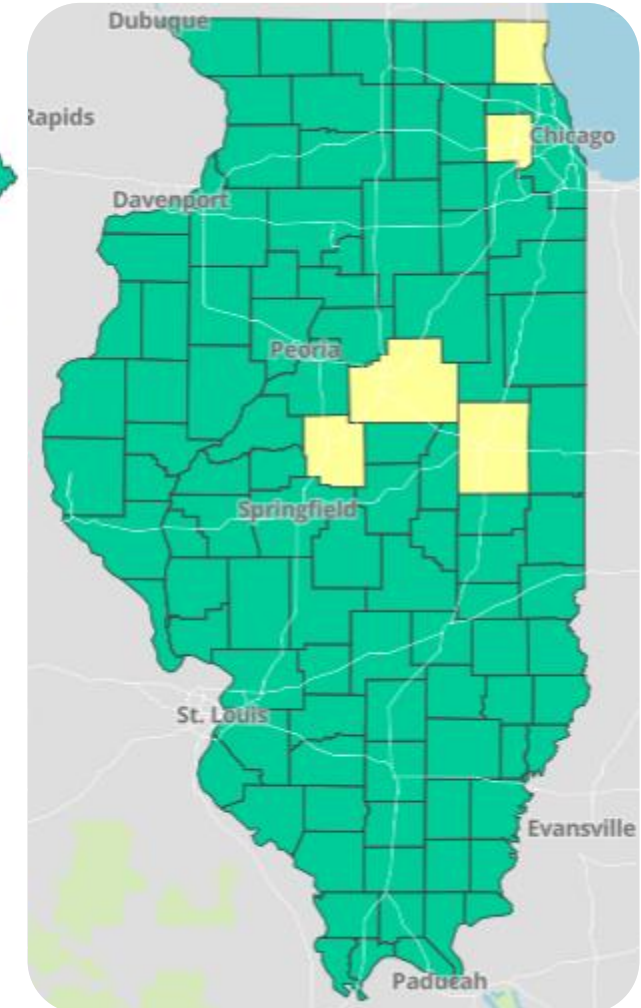
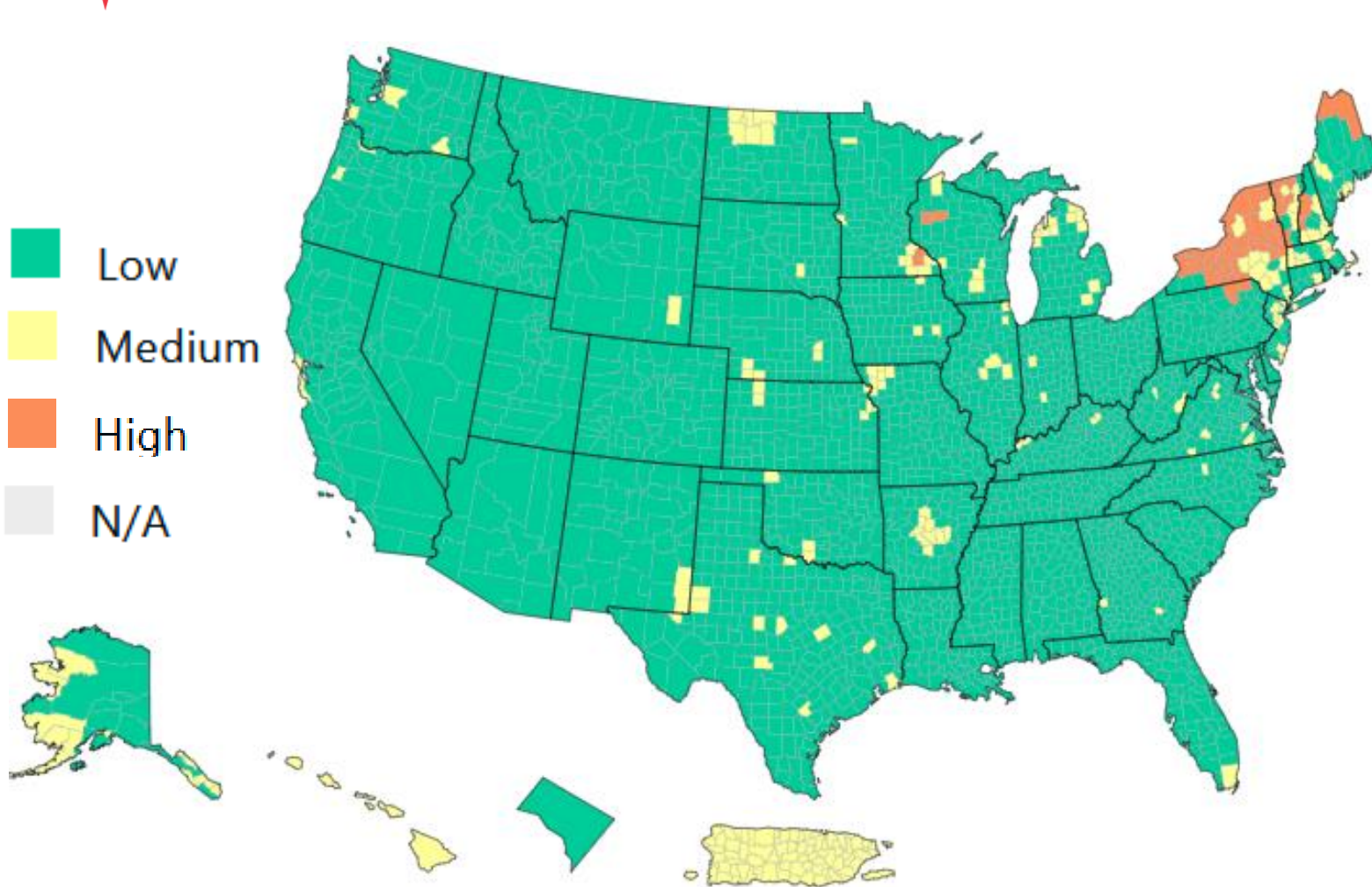


cdc.gov/coronavirus

CS329821-B 02/25/2022

U.S. COVID-19 Community Levels *by County* Map

9.7% (314) of 3,220 counties are in medium or high risk



IL Counties

Lake
DuPage
McClean
Logan
Champaign



Chicago's COVID-19 Risk Level is **LOW**



Metrics

	New Cases (Per 100,00 people in last 7 days) [LOW is <200]	New COVID-19 admissions per 100,000 population (7-day total) [LOW is <10]	Proportion of staffed inpatient beds occupied by COVID-19 patients (7-day average) [LOW is <10%]
Chicago	183	2.8	2.4%
All of Cook County (including suburban Cook)	190	5.7	1.8%

Chicago metrics are calculated based on Chicago-level data (data as of 5/2/2022).

Cook County metrics are calculated by the CDC and posted on the CDC Community Levels website (data as of 4/28/2022).

COVID-19 TRAVEL ADVISORY

4/29/2022

According to the CDC's weekly COVID-19 Community Level advisory, **9.7 percent (314)** of the 3,220 counties within the U.S. and Puerto Rico have COVID-19 levels that are “medium” to “high.”

ALL travelers should check the CDC map so they know whether the areas they are traveling to are low, medium, or high risk for COVID-19.

FOR MEDIUM RISK

Consider wearing a mask in indoor public places.

FOR HIGH RISK

Wear a mask in indoor public places.

Travelers 5y+ who aren't up to date with their COVID vaccines should avoid travel. If they do travel to an orange county, upon return they should

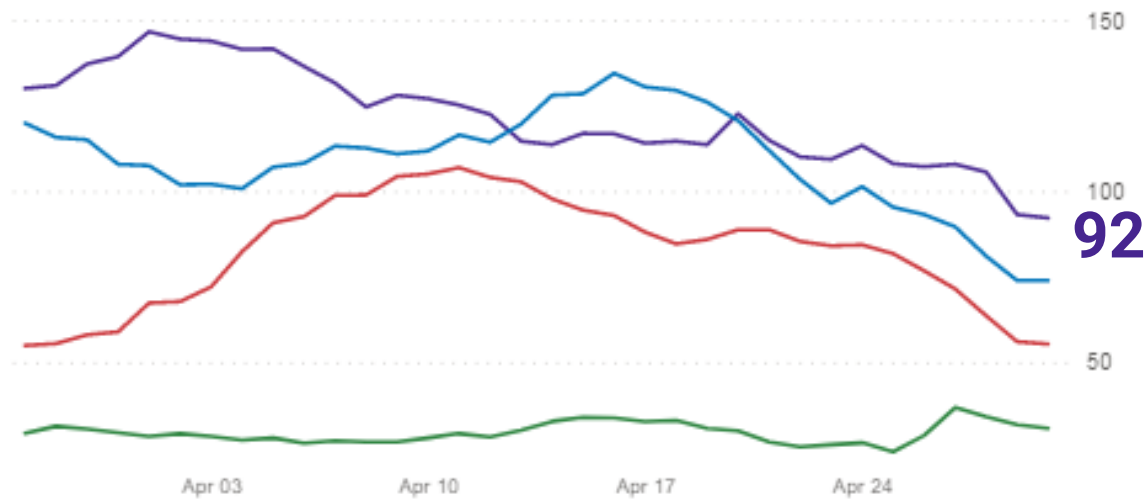
- Stay home and quarantine for 5 days after travel
- Take a COVID test 3-5 days after return – if it is positive, stay home and follow CDC guidance



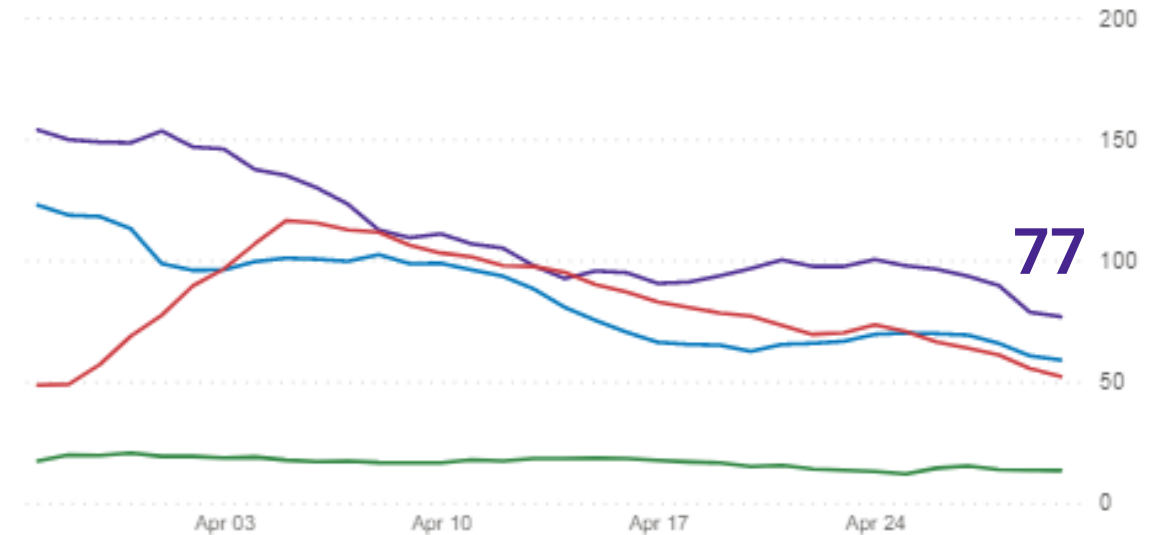
Black Chicagoans are most likely to be receiving a first and second dose of primary COVID vaccine series

● Asian-Non-Latinx ● Black-Non-Latinx ● Latinx ● White-Non-Latinx

At least one dose (daily average)



Completed vaccine series (daily average)



If you see someone choosing to wear a mask, please remember:

- People may have an autoimmune condition
- People may have high-risk loved ones
- People may have unvaccinated children
- People may be unvaccinated
- People may prefer to wear a mask



Please be kind and respectful of everyone's choice

GET VAXXED AT HOME!

- Anyone age 5+ can get a COVID-19 vaccine at home
- Pfizer pediatric, adult and boosters doses available
- Up to 10 people can get vaccinated at the same time
- Booster doses available
- Appointments: Saturday-Tuesday, 8:00 am to 6:30 pm



Chicago residents of certain zip codes are eligible to receive a **\$50 gift card** for each dose of primary vaccine administered (1st and 2nd dose only).

ELIGIBLE CHICAGO ZIP CODES

60608, 60612, 60617, 60619, 60620,
60621, 60624, 60628, 60633, 60636
60637, 60644, 60649, 60651,
60653, 60707, 60827

FOR APPOINTMENTS: [CHICAGO.GOV/ATHOME](https://chicago.gov/athome) • 312-746-4835

Need a vaccine or a booster? Have questions?

visit **CHI.GOV/COVIDVAX**

or call **312-746-4835**



PROTECT
CHICAGO ★

MENTAL HEALTH AWARENESS MONTH 2022

**CHICAGO,
WE HEAR YOU.**



WE'RE HERE FOR YOU.

[MENTALHEALTH.CHICAGO.GOV](https://mentalhealth.chicago.gov)



HEALTH

Overcoming or managing one's disease(s) or symptoms—such as engaging in treatment that works for them—and for everyone in recovery having the ability to make informed, healthy choices that support physical and emotional well-being.



COMMUNITY

Relationships and social networks that support, friendship, love, and hope and that act as reflection to us when we can't quite see our own strengths



HOME

A stable and safe place to live.

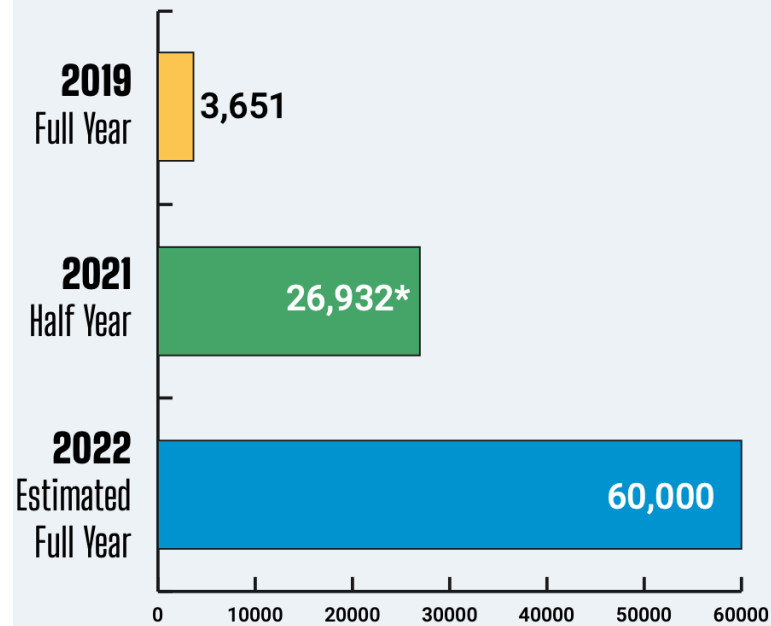


PURPOSE

Meaningful daily activities, such as a job, school, volunteerism, family caretaking or creative endeavors, and the independence, income and resources to participate in society.

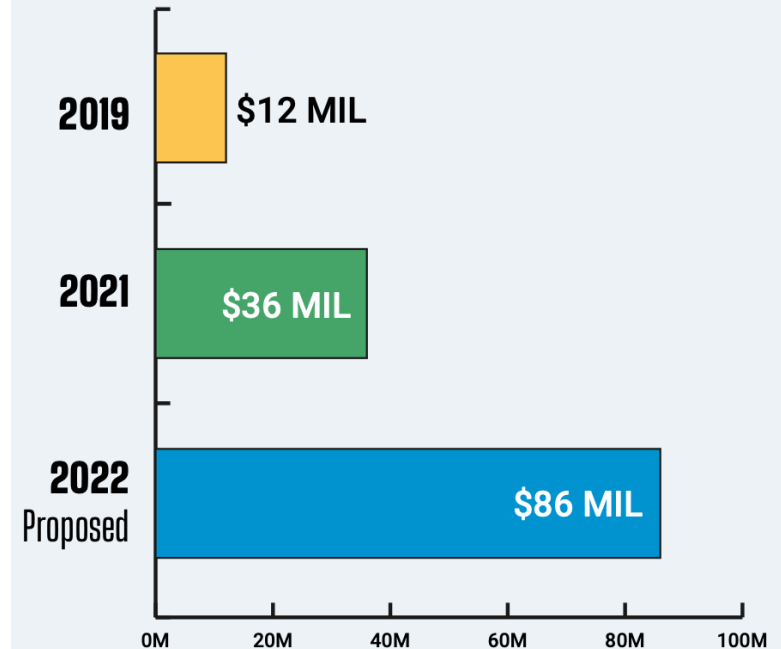
7 Fold Increase in City of Chicago Mental Health Funding Since 2019

PERSONS SERVED



*Persons served through June 2021

INVESTMENTS



Expanding Chicago's Mental Health Safety Net System

Total unduplicated persons served = 27,452

Total service units delivered to youth and adults = 102,303

Youth – 28, 146 units

Adults – 74, 157 units

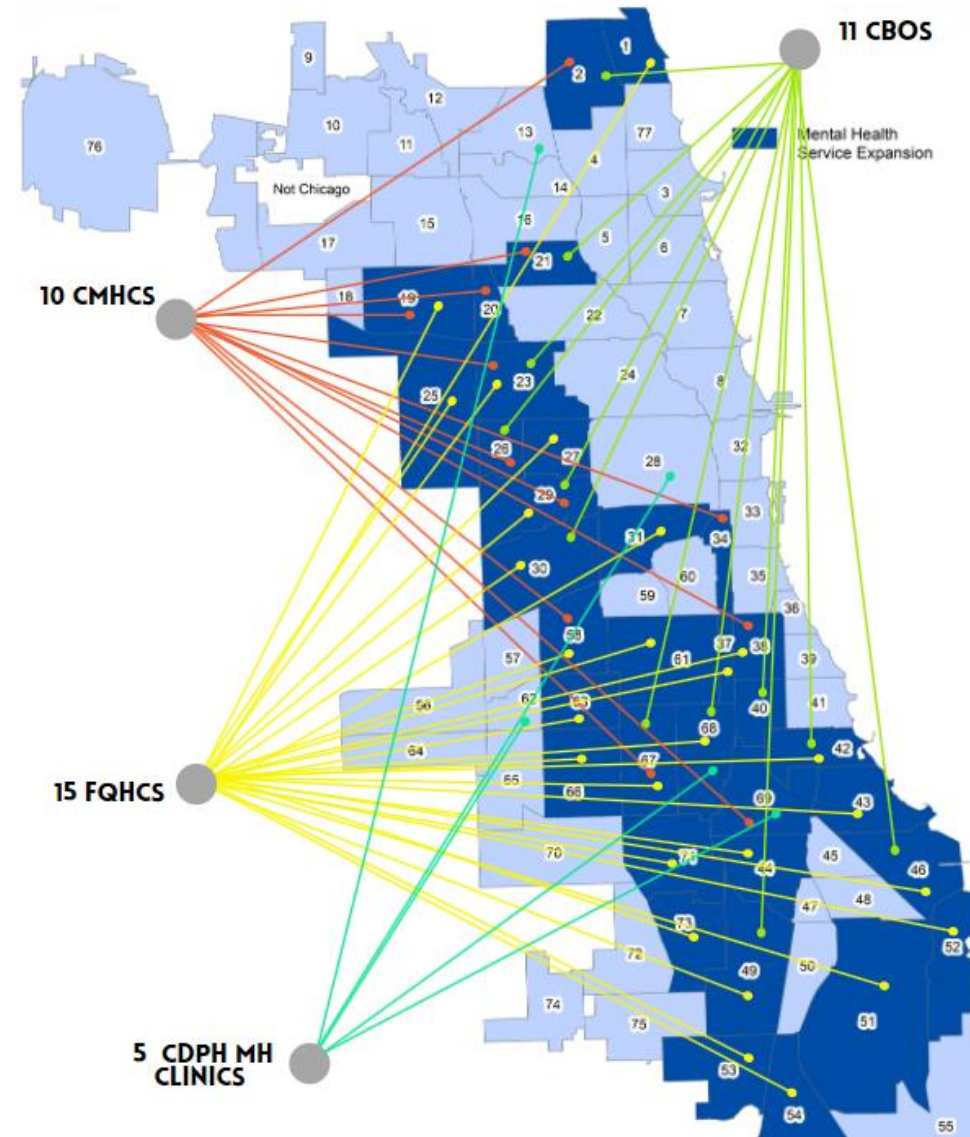
72% services received by adults and 28% received by youth (0-17)

Top three service types rendered:

Outpatient Individual Therapy (43,012 units)

Psychiatric Medication Monitoring (17,158 units)

Case Management and Care Coordination (16,650 units)





MentalHealth.chicago.gov

New Mental Health Resource Website launched in 2021

HEAR OTHERS' STORIES

Here in Chicago, you're not alone. Many of your neighbors have gone through similar challenges with their own mental health. Hear their stories about their own journeys, and know that you deserve to get the support you need, too.

