



2020 Healthy Chicago Survey Results

COVID-19 Module

January 2021



2020 Healthy Chicago Survey

- Random survey of adults (18 years and older) living in Chicago
- Data collection period: June 27, 2020 – December 9, 2020
- Representative sample of 4,517 adults
- All Chicago community areas represented
- Questionnaire available online or via paper, in English and Spanish

2020 HCS Sample Characteristics



	Number	Percent (%)	Chicago population (%)
Total Sample Size	4,517	100%	NA
Age			
18-29 years	800	26.1%	24.6%
30-44 years	1,380	29.6%	30.2%
45-64 years	1,393	29.1%	28.2%
65+ years	938	15.2%	17.0%
Gender			
Male	1,639	47.6%	48.5%
Female	2,815	51.7%	51.5%
Non-binary or third gender	12	0.3%	NA
Prefer to self describe	15	0.4%	NA
Race/Ethnicity			
Latinx	931	28.3%	28.8%
Black, Non Latinx	1,160	28.1%	28.5%
White, Not Latinx	1,813	34.8%	33.5%
American Indian or Alaska Native, Not Latinx	17	0.3%	0.06%
Asian, Not Latinx	292	5.8%	6.9%
Pacific Islander, Not Latinx	3	0.1%	0.04%
Other/Mixed Race, Not Latinx	178	2.6%	2.0%
Percent of Federal Poverty Level (FPL)			
< 100% FPL	694	24.9%	16.4%
100-199% FPL	503	16.4%	NA
200-399% FPL	802	21.9%	NA
400%+ FPL	1,626	36.8%	NA

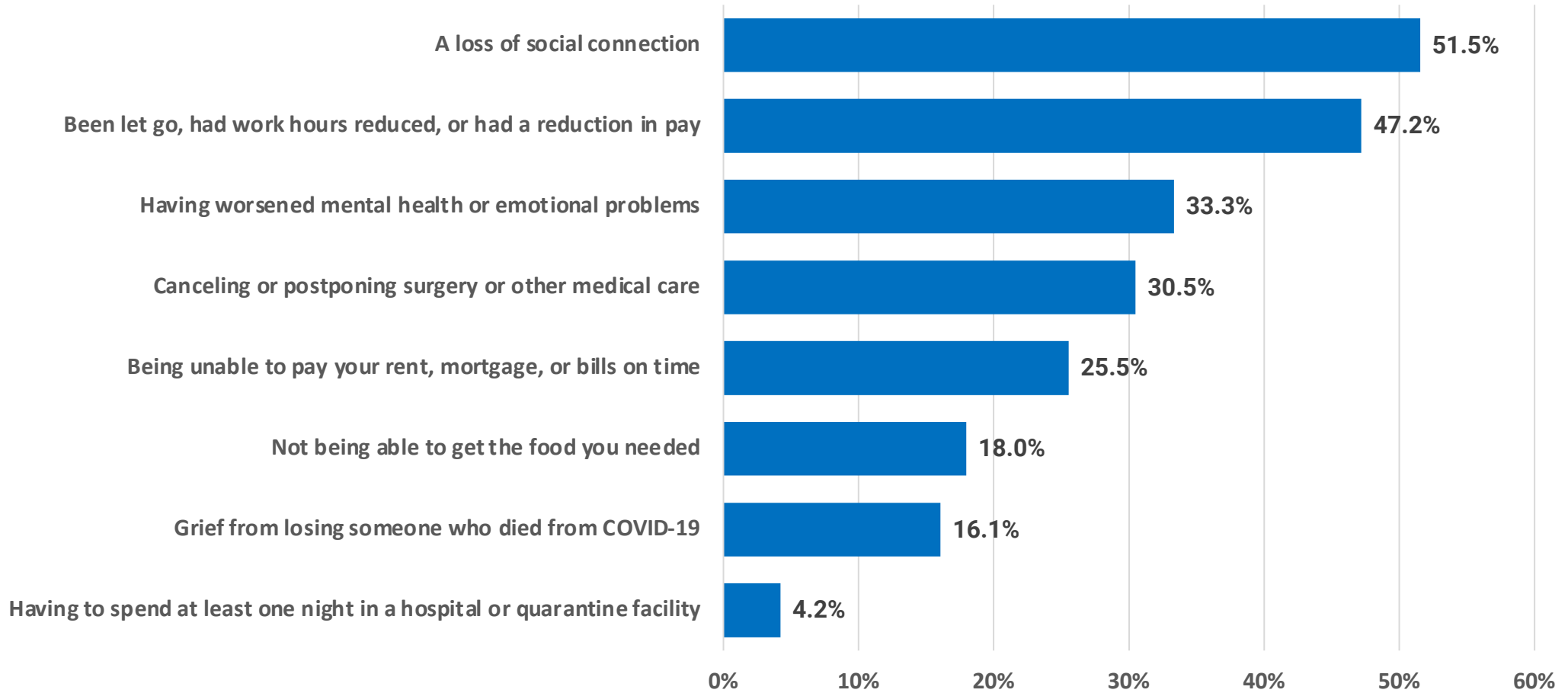
Numbers shown are unweighted, percentages are weighted to be representative of Chicago's adult population. Chicago population values are from the 2019 American Community Survey. Chicago population numbers for gender, race/ethnicity and percent of Federal Poverty Level describe the entire Chicago population and therefore are not directly comparable to the Healthy Chicago Survey of adults only. Federal Poverty Level is based on the 2020 poverty guidelines for the 48 contiguous states determined by the U.S. Department of Health and Human Services [published January 17, 2020]. Chicago population numbers for 100-199% FPL, 200-399% FPL and 400%+ FPL not available.



Results: Impacts of COVID-19

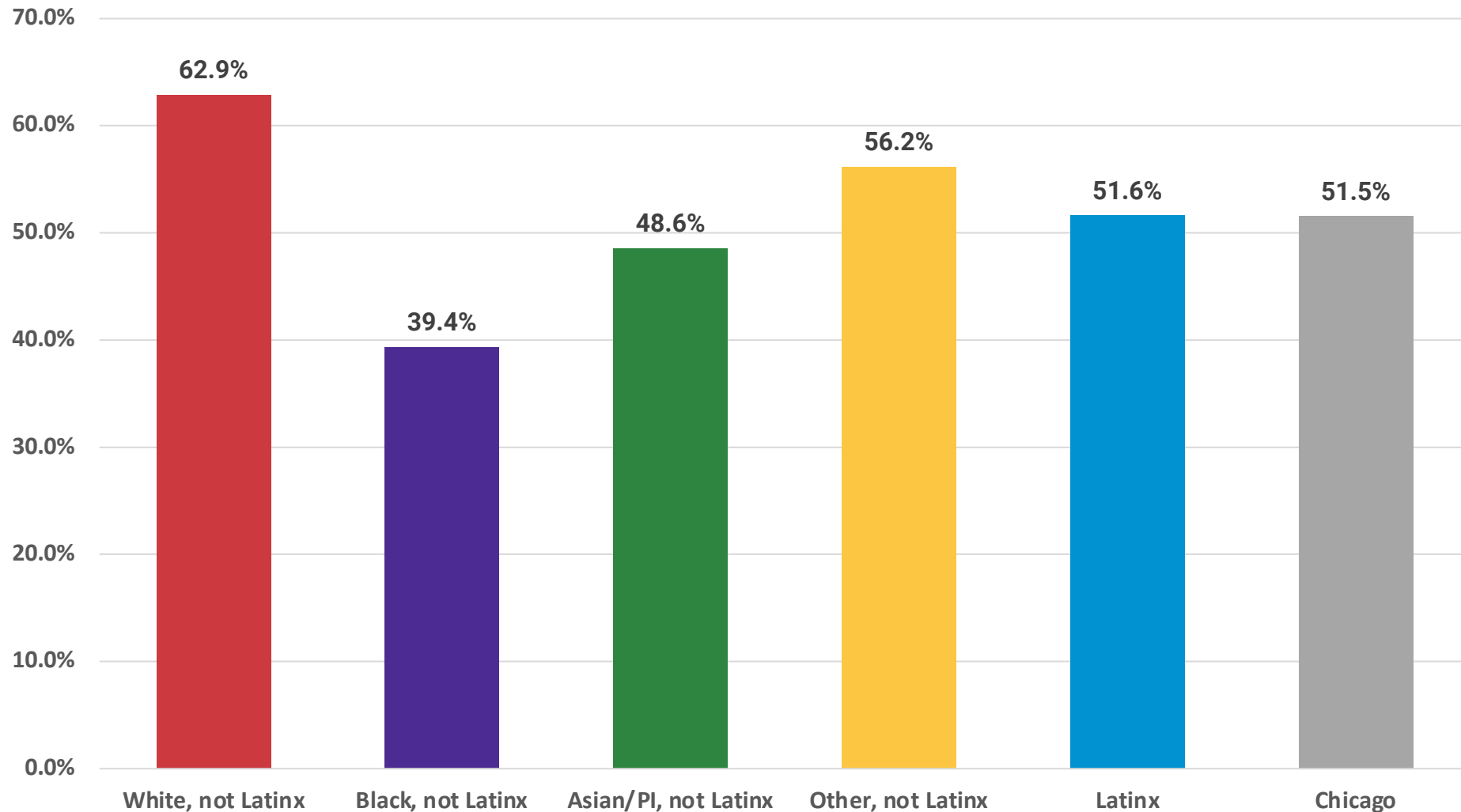
Results: Chicago adults overall

Have you or someone in your household experienced any of the following because of coronavirus or COVID-19...?



Results: Chicago adults, by race/ethnicity

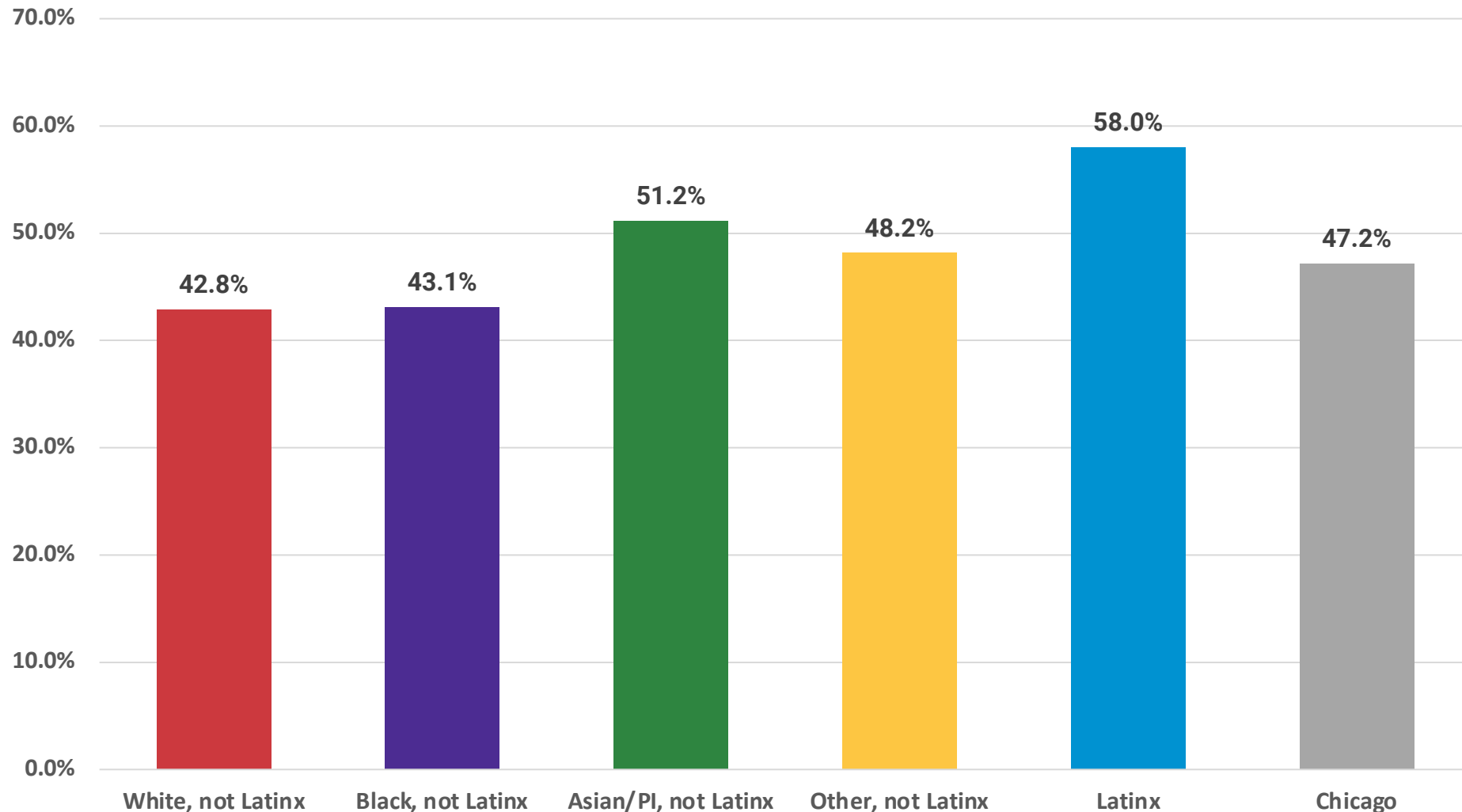
Have you or someone in your household experienced any of the following because of coronavirus or COVID-19...? **A loss of social connection**



Source: Healthy Chicago Survey, 2020. Percentages are weighted to be representative of Chicago's adult population

Results: Chicago adults, by race/ethnicity

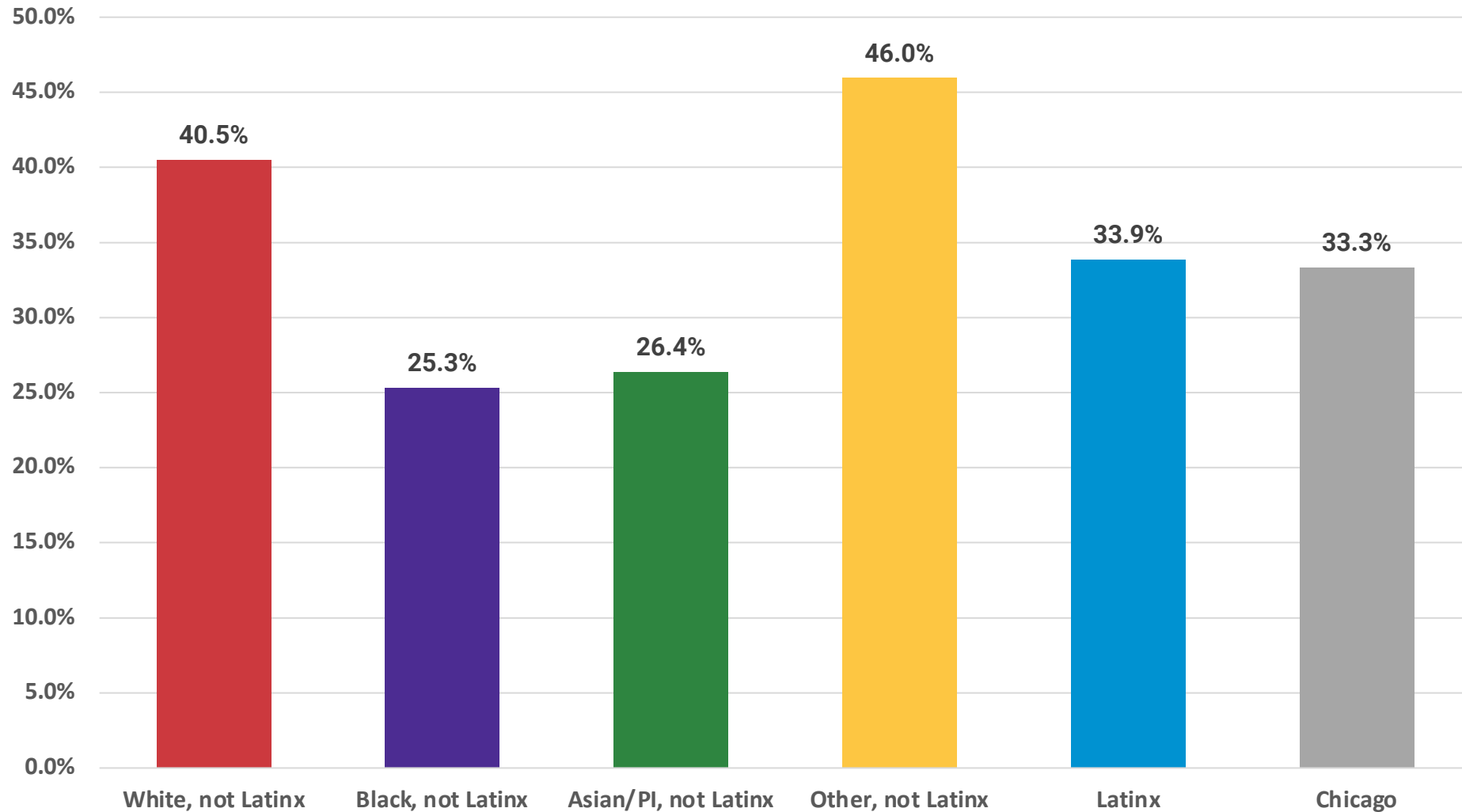
Have you or someone in your household experienced any of the following because of coronavirus or COVID-19...? **Been let go, had work hours reduced, or had a reduction in pay**



Source: Healthy Chicago Survey, 2020. Percentages are weighted to be representative of Chicago's adult population

Results: Chicago adults, by race/ethnicity

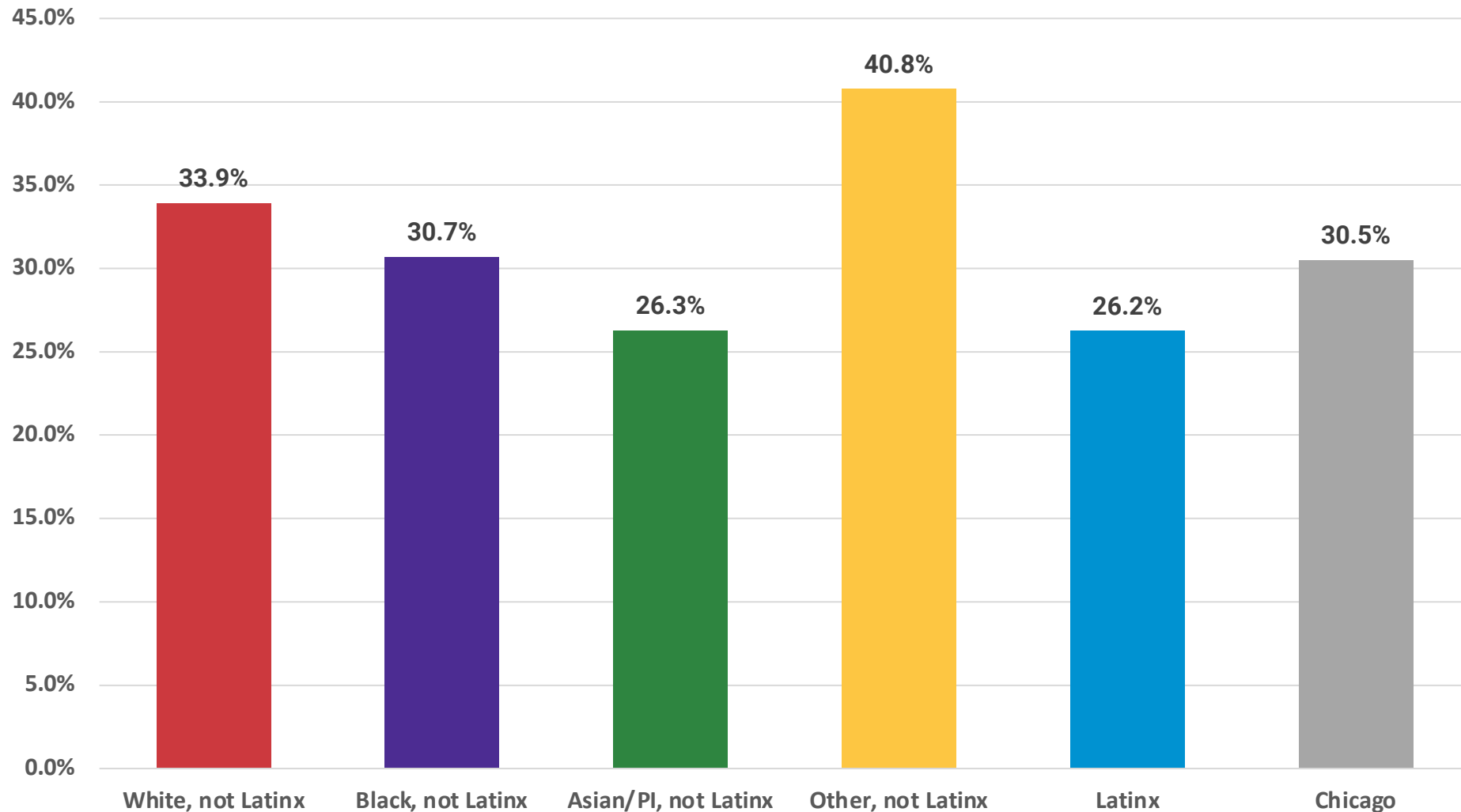
Have you or someone in your household experienced any of the following because of coronavirus or COVID-19...? **Having worsened mental health or emotional problems**



Source: Healthy Chicago Survey, 2020. Percentages are weighted to be representative of Chicago's adult population

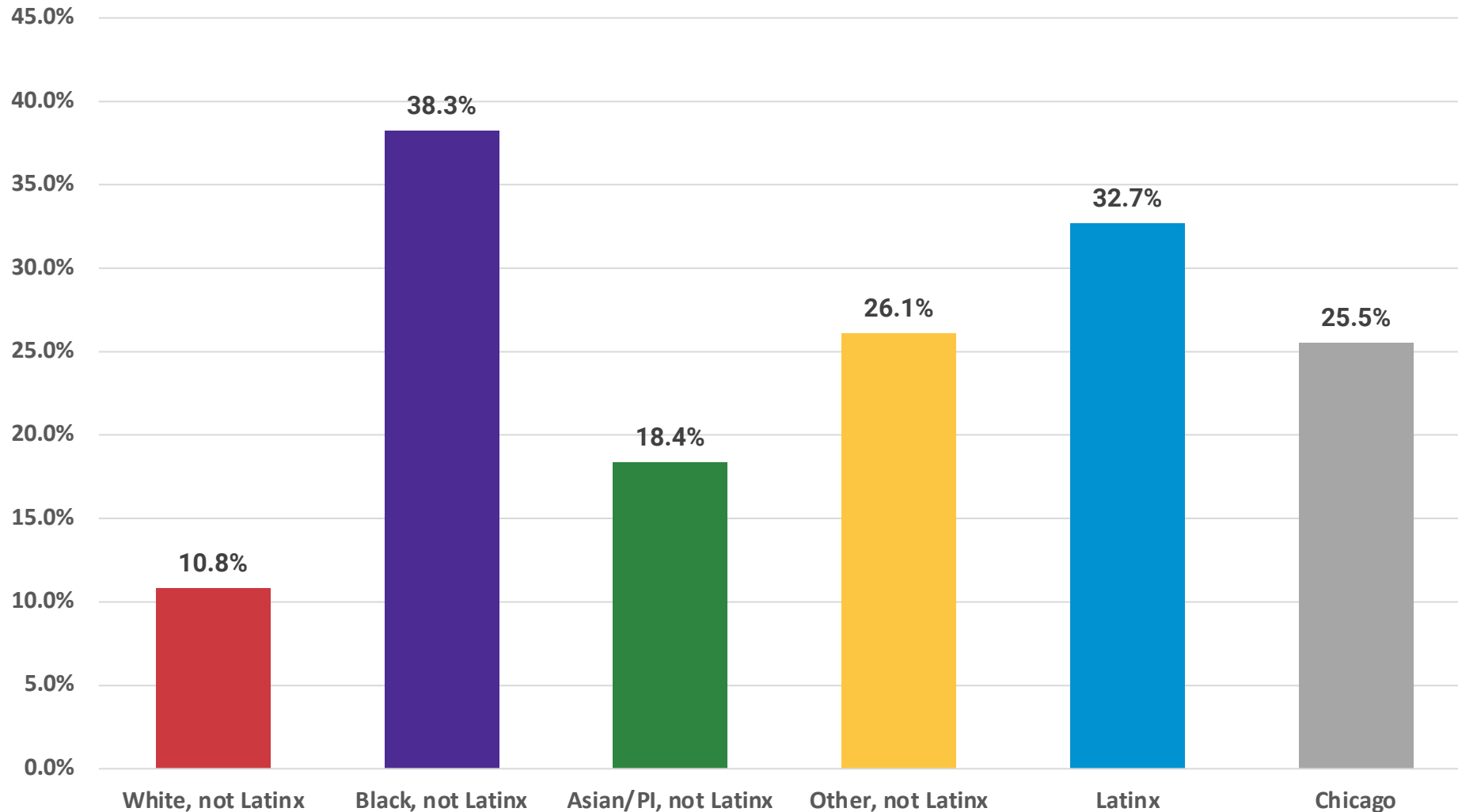
Results: Chicago adults, by race/ethnicity

Have you or someone in your household experienced any of the following because of coronavirus or COVID-19...? **Canceling or postponing surgery or other medical care**



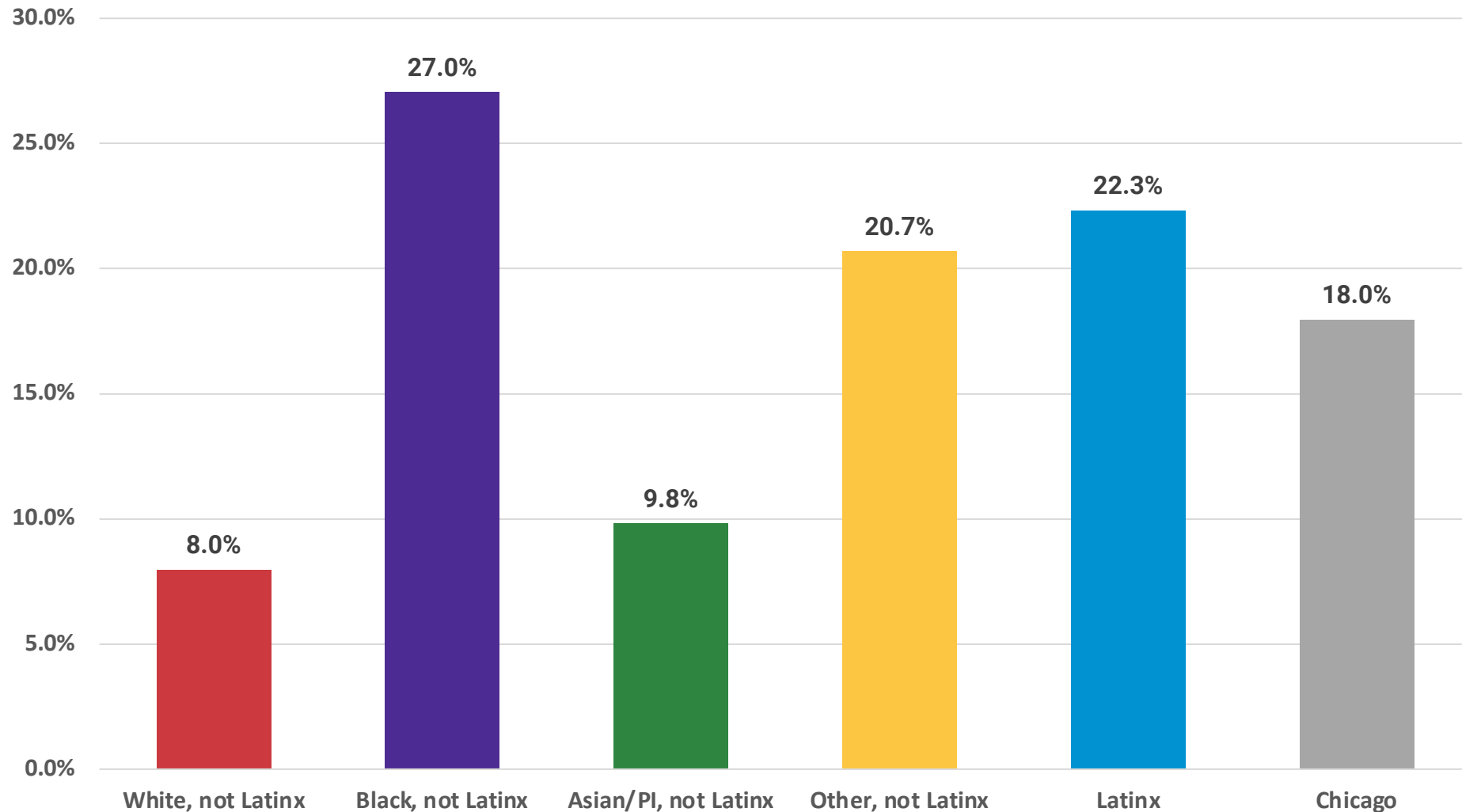
Results: Chicago adults, by race/ethnicity

Have you or someone in your household experienced any of the following because of coronavirus or COVID-19...? **Being unable to pay your rent, mortgage, or bills on time**



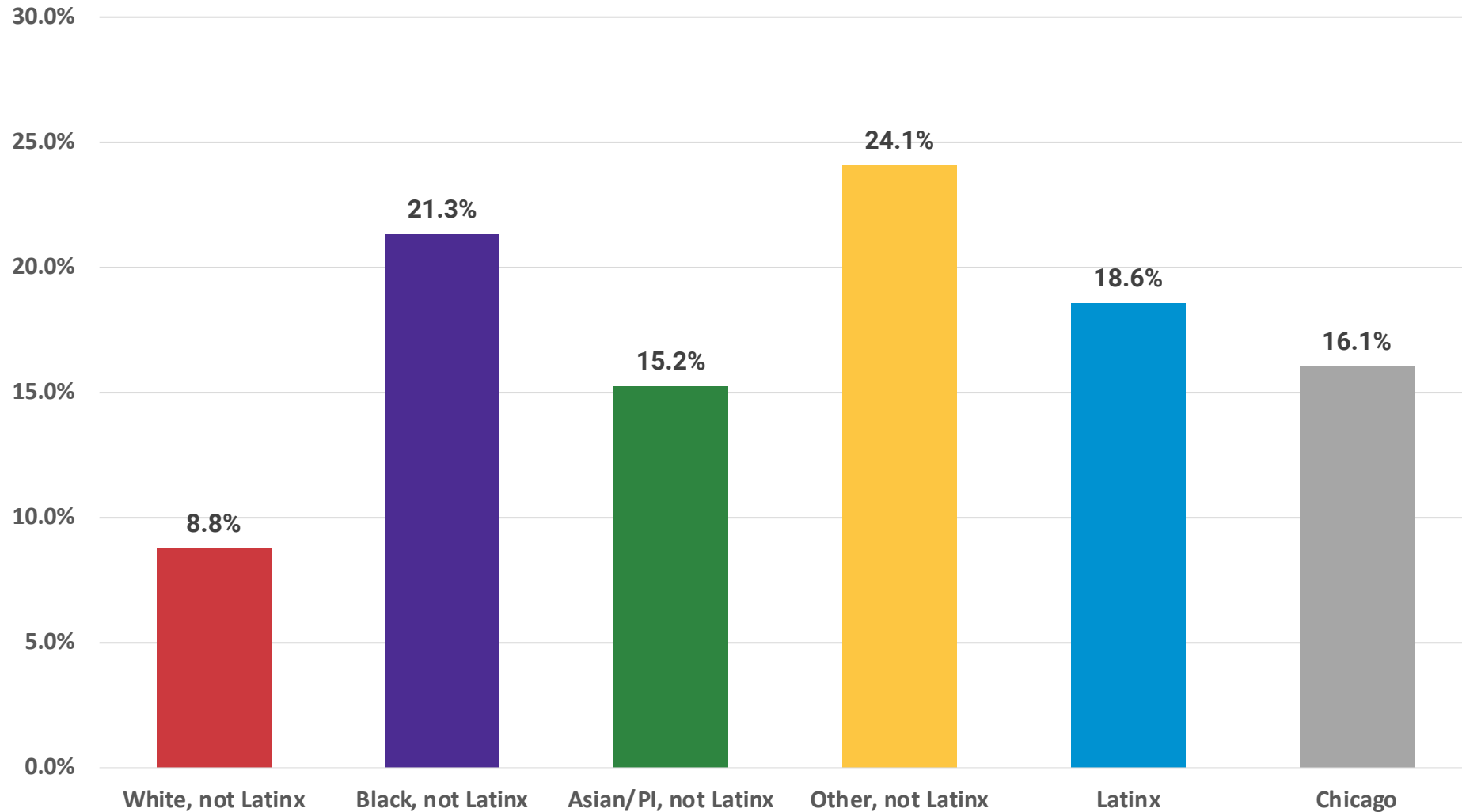
Results: Chicago adults, by race/ethnicity

Have you or someone in your household experienced any of the following because of coronavirus or COVID-19...? **Not being able to get the food you needed**



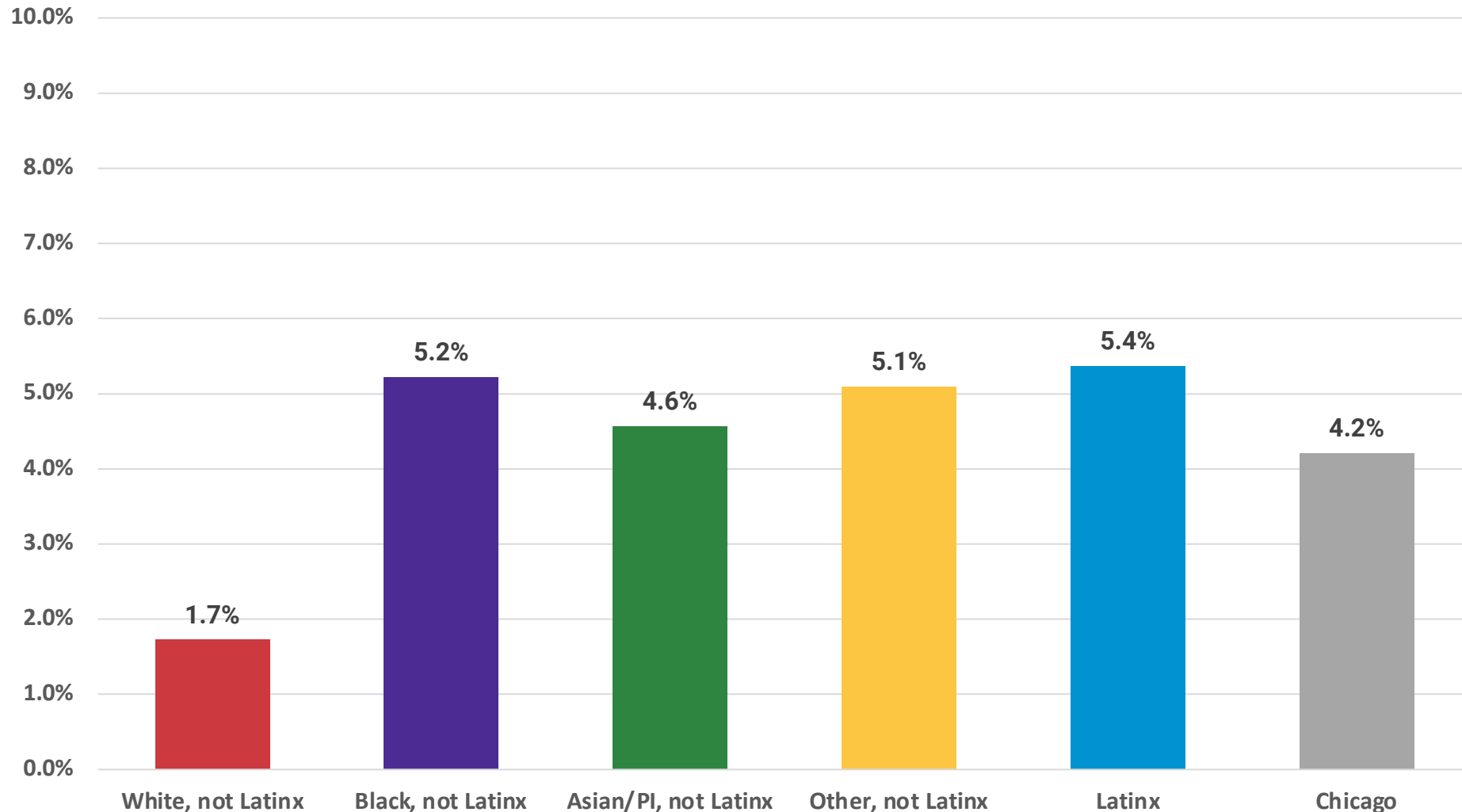
Results: Chicago adults, by race/ethnicity

Have you or someone in your household experienced any of the following because of coronavirus or COVID-19...? **Grief from losing someone who died from COVID-19**



Results: Chicago adults, by race/ethnicity

Have you or someone in your household experienced any of the following because of coronavirus or COVID-19...? **Having to spend at least one night in a hospital or quarantine facility**





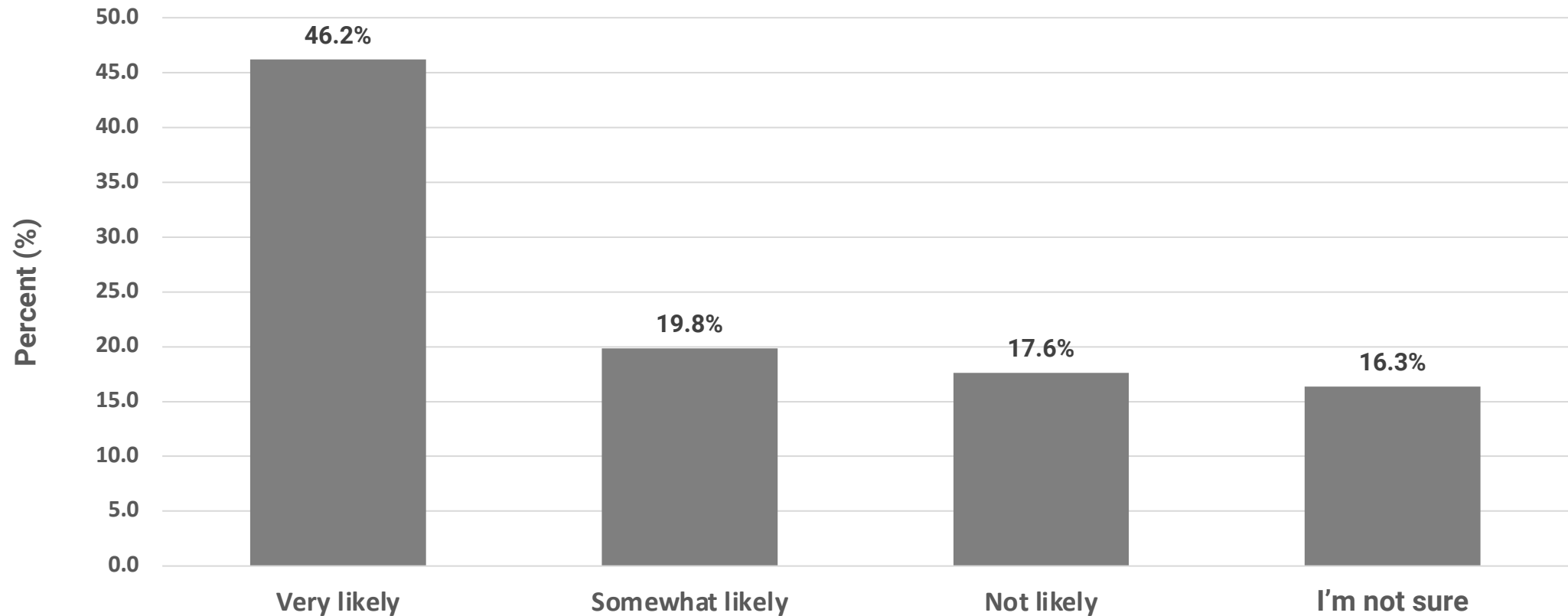
Results: COVID-19 Vaccine Acceptability

Results: Chicago adults overall

A new vaccine against coronavirus or COVID-19 may be available in the future. How likely would you be to get vaccinated against coronavirus or COVID-19, if a vaccine were available?



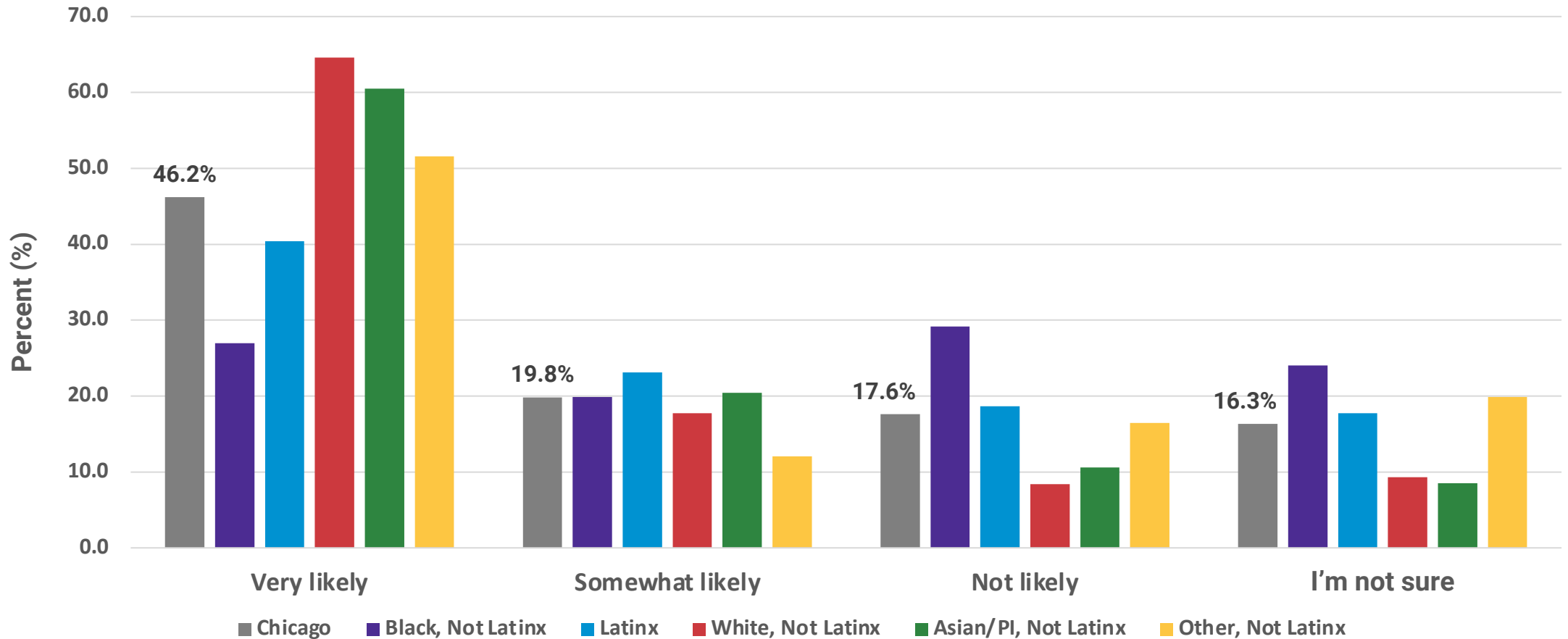
Self-reported likelihood of receiving COVID-19 vaccine if it were to become available, among Chicago adults



Results: Chicago adults by race/ethnicity

A new vaccine against coronavirus or COVID-19 may be available in the future. How likely would you be to get vaccinated against coronavirus or COVID-19, if a vaccine were available?

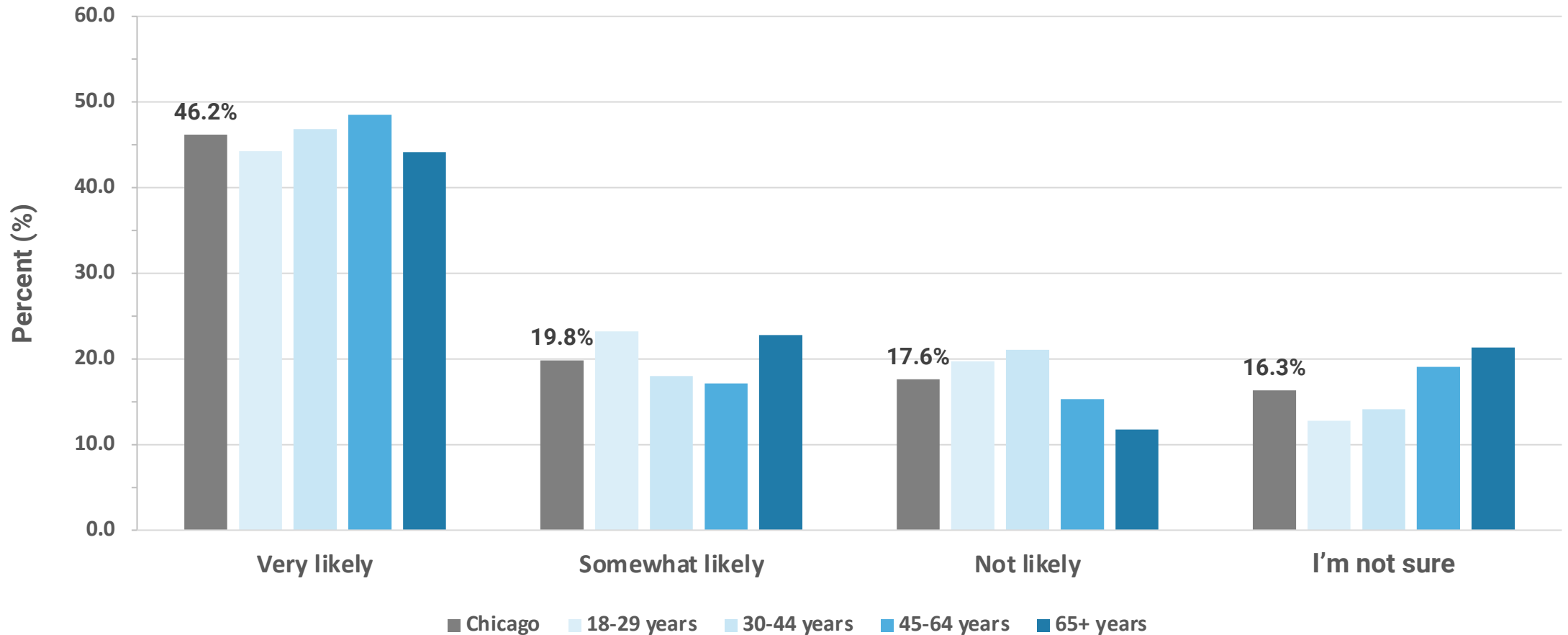
Self-reported likelihood of receiving COVID-19 vaccine if it were to become available, among Chicago adults, by race/ethnicity



Results: Chicago adults by age

A new vaccine against coronavirus or COVID-19 may be available in the future. How likely would you be to get vaccinated against coronavirus or COVID-19, if a vaccine were available?

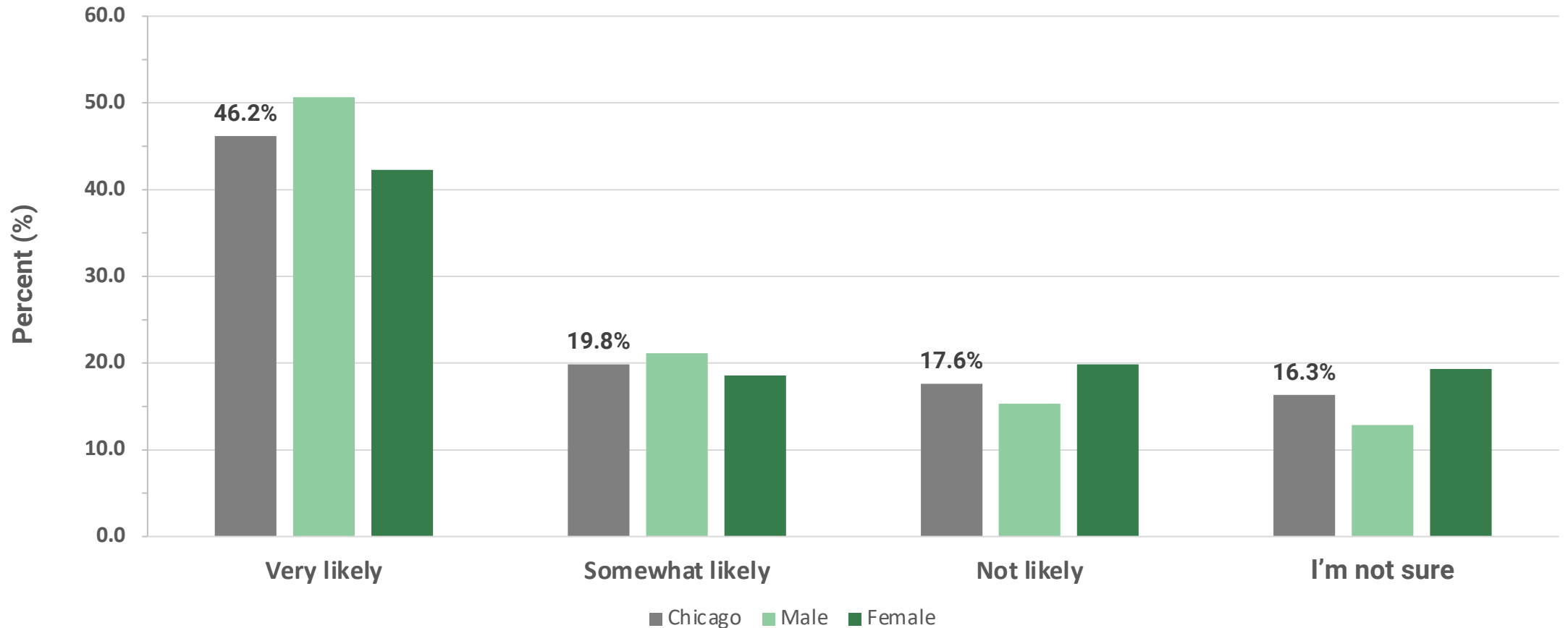
Self-reported likelihood of receiving COVID-19 vaccine if it were to become available, among Chicago adults, by age



Results: Chicago adults by gender

A new vaccine against coronavirus or COVID-19 may be available in the future. How likely would you be to get vaccinated against coronavirus or COVID-19, if a vaccine were available?

Self-reported likelihood (%) of receiving COVID-19 vaccine if it were to become available, among Chicago adults, by gender

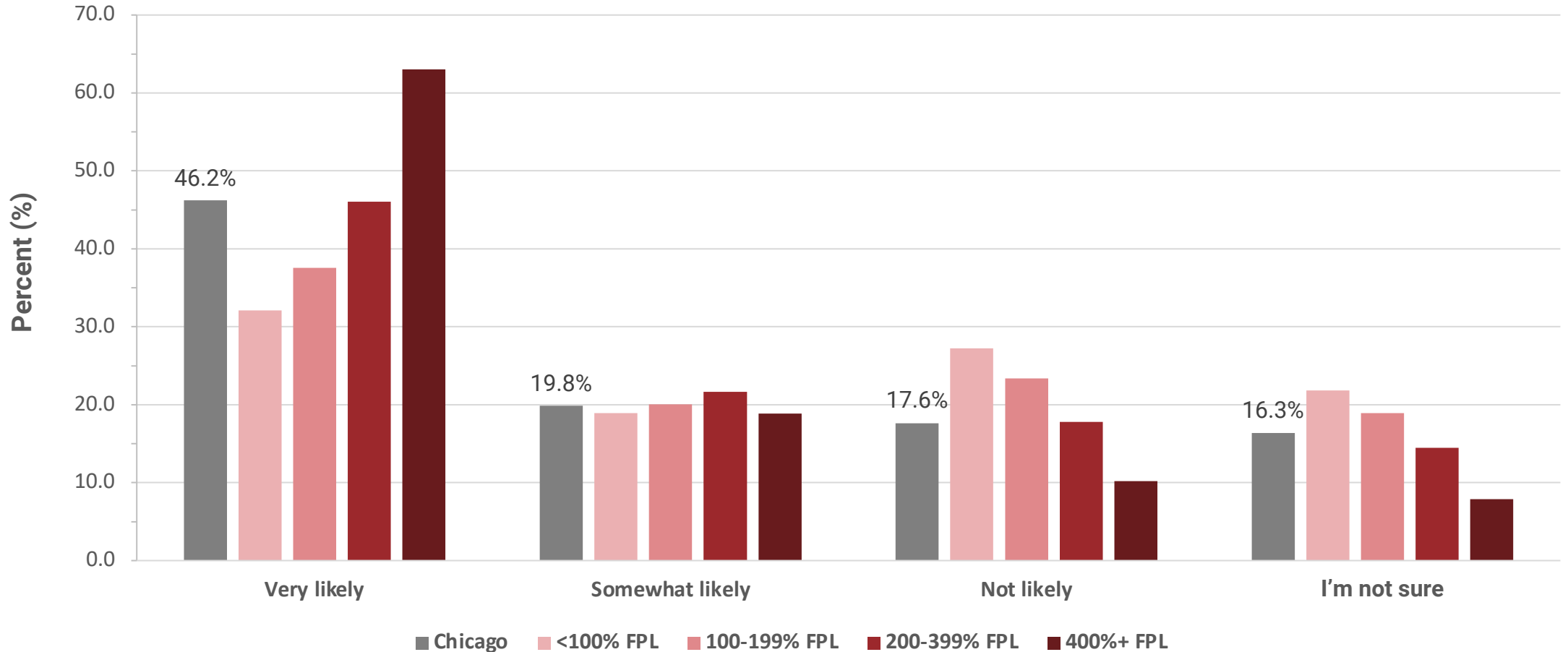


Results: Chicago adults by poverty level

A new vaccine against coronavirus or COVID-19 may be available in the future. How likely would you be to get vaccinated against coronavirus or COVID-19, if a vaccine were available?



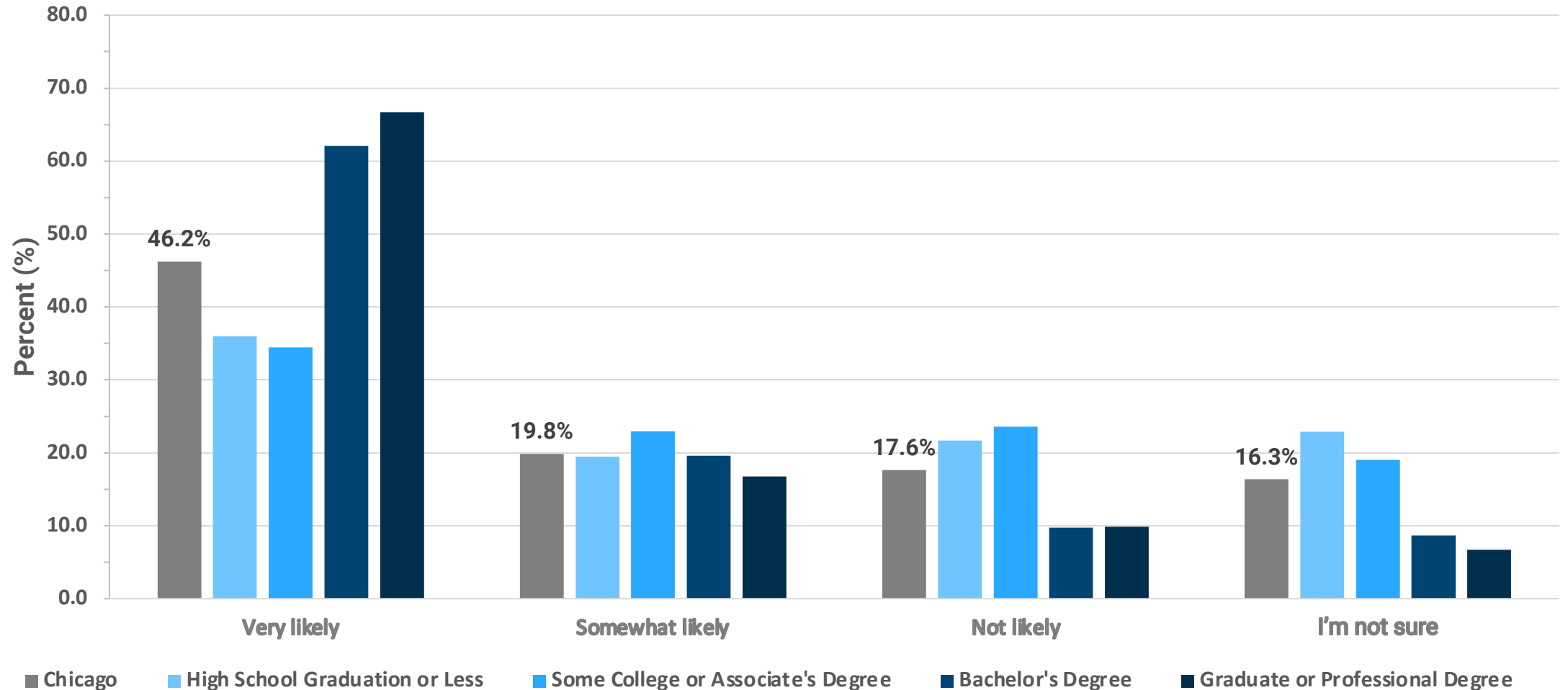
Self reported likelihood (%) of receiving COVID-19 vaccine if it were to become available, among Chicago adults, by percent of Federal Poverty Level



Results: Chicago adults by education

A new vaccine against coronavirus or COVID-19 may be available in the future. How likely would you be to get vaccinated against coronavirus or COVID-19, if a vaccine were available?

Likelihood (%) of receiving COVID-19 vaccine if it were to become available, among Chicago adults, by education

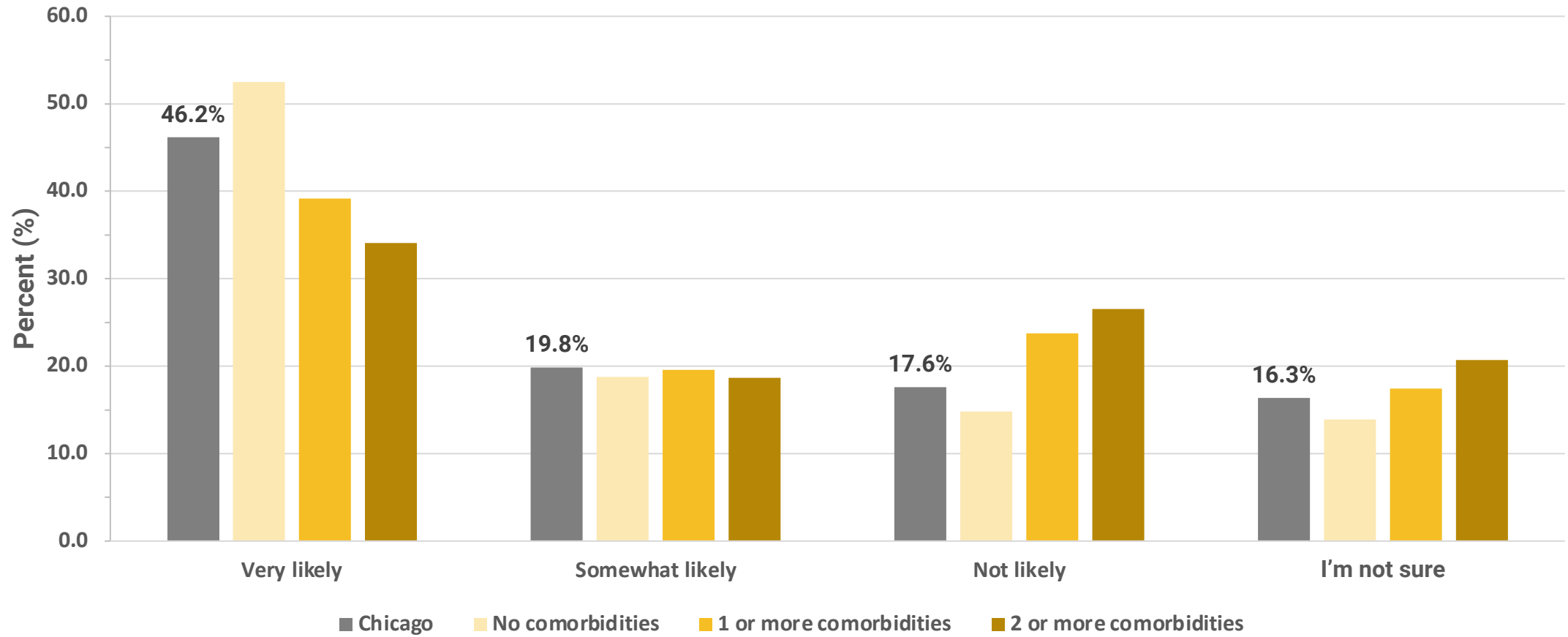


Results: Chicago adults (18-64 years) with comorbidities

A new vaccine against coronavirus or COVID-19 may be available in the future. How likely would you be to get vaccinated against coronavirus or COVID-19, if a vaccine were available?



Self-reported likelihood (%) of receiving COVID-19 vaccine if it were to become available, Chicago adults aged 18-64 years, with or without comorbidities



Source: Healthy Chicago Survey, 2020. Percentages are weighted to be representative of Chicago's adult population. Comorbidities are based on the CDC guidance for conditions that put adults at increased risk for severe disease from the virus that causes COVID-19 and includes: BMI greater than or equal to 30.0 (obesity), diabetes, COPD, coronary heart disease. Other conditions listed by the CDC are not available in the Healthy Chicago Survey.



A new vaccine against coronavirus or COVID-19 may be available in the future. How likely would you be to get vaccinated against coronavirus or COVID-19, if a vaccine were available?	Very likely	Somewhat likely	Not likely	I'm not sure
Race/Ethnicity				
Latinx	40.4%	23.1%	18.7%	17.8%
Black, Non Latinx	26.9%	19.9%	29.2%	24.0%
White, Not Latinx	64.6%	17.8%	8.4%	9.3%
Asian/Pacific Islander, Not Latinx	60.5%	20.4%	10.6%	8.5%
Other/Mixed Race, Not Latinx	51.6%	12.0%	16.5%	19.9%
Age				
18-29	44.2%	23.2%	19.7%	12.8%
30-44	46.8%	18.0%	21.1%	14.1%
45-64	48.5%	17.1%	15.3%	19.1%
65+	44.1%	22.8%	11.7%	21.3%
Gender				
Male	50.7%	21.1%	15.3%	12.9%
Female	42.3%	18.6%	19.9%	19.3%
Percent of Federal Poverty Level (FPL)				
< 100% FPL	32.1%	18.9%	27.2%	21.8%
100-199% FPL	37.6%	20.1%	23.4%	18.9%
200-399% FPL	46.0%	21.7%	17.8%	14.5%
400%+ FPL	63.0%	18.9%	10.2%	7.9%
Education				
High school graduation or less	35.9%	19.5%	21.7%	22.9%
Some college or Associate's degree	34.4%	23.0%	23.6%	19.0%
Bachelor's degree	62.0%	19.6%	9.7%	8.6%
Graduate degree	66.7%	16.7%	9.8%	6.7%
Comorbidities (18-64 years)				
0 comorbidities	52.5%	18.8%	14.8%	13.9%
1+ comorbidities	39.2%	19.6%	23.8%	17.5%
2+ comorbidities	34.1%	18.7%	26.5%	20.7%

Source: Healthy Chicago Survey, 2020. Percentages are weighted to be representative of Chicago's adult population. Federal Poverty Level is based on the 2020 poverty guidelines for the 48 contiguous states determined by the U.S. Department of Health and Human Services [published January 17, 2020]. Comorbidities are based on the CDC guidance for conditions that put adults at increased risk for severe disease from the virus that causes COVID-19 and includes: BMI greater than or equal to 30.0 (obesity), diabetes, COPD, coronary heart disease. Other conditions listed by the CDC are not available in the Healthy Chicago Survey.