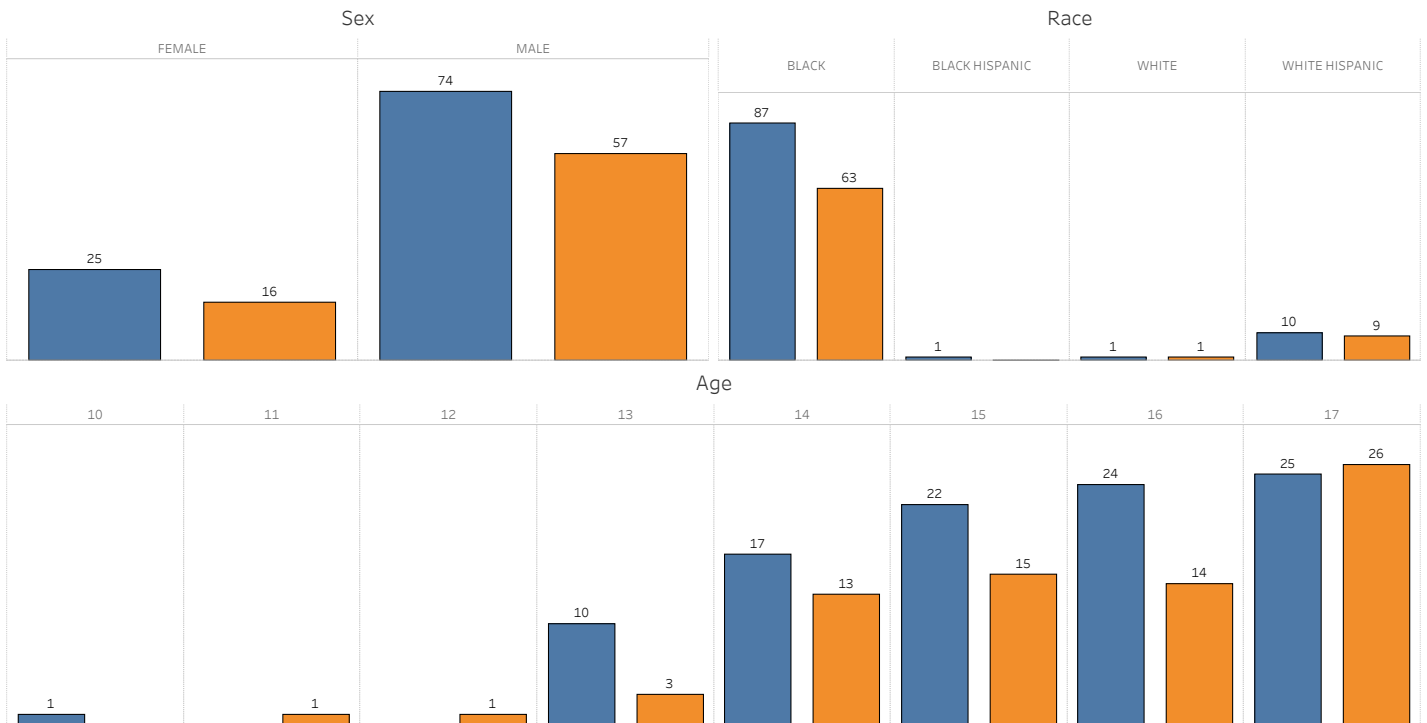


DATA FULFILLMENT & ANALYSIS | DEMOGRAPHICS

This page provides a monthly demographic breakdown and previous year comparison of juveniles processed at the JISC. Totals can be filtered by arrest year, month, and district. Data run some time apart may result in slightly different totals due to expungements.

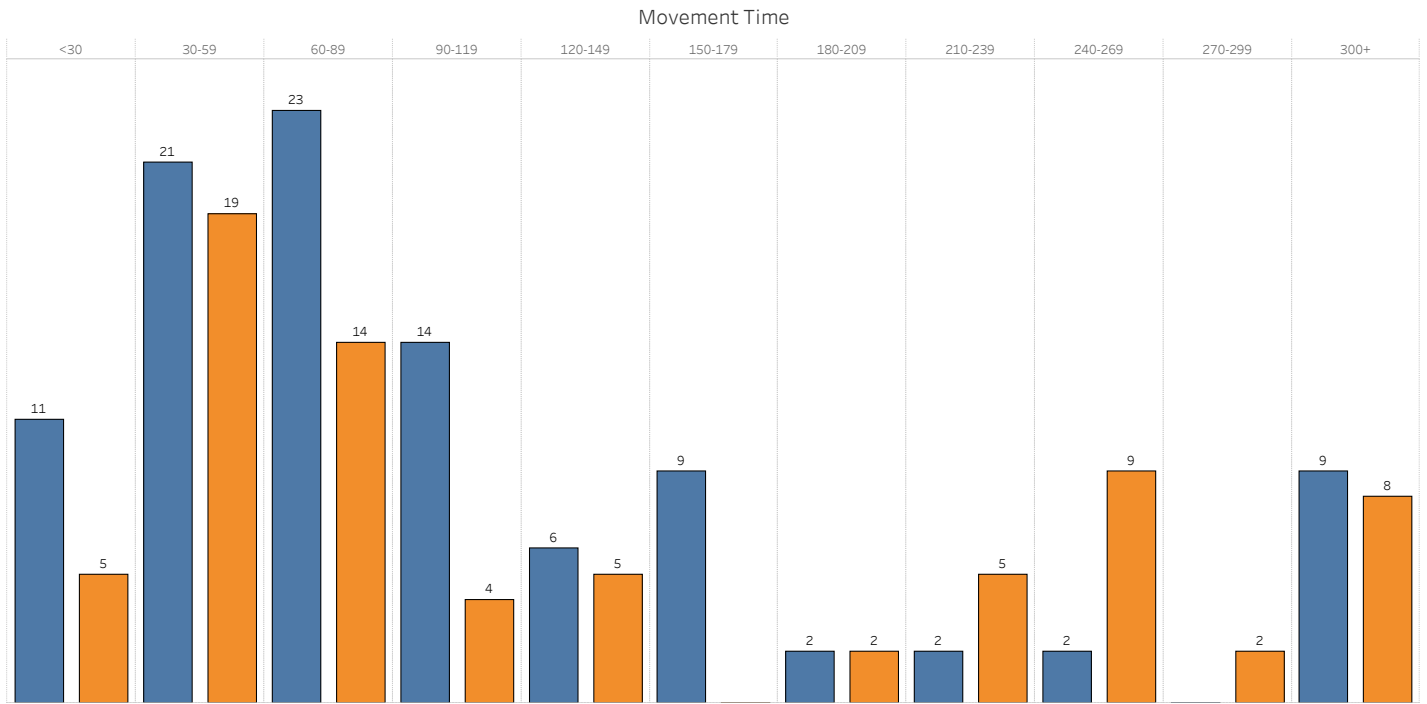
Year: 2021 Month: MAY District: All Year Legend: 2020 2021



DATA FULFILLMENT & ANALYSIS | MOVEMENT TIMES

This page provides a monthly movement time breakdown of juveniles processed at the JISC. Movement time is based on the difference between arrest time and arrival time at JISC, given in minutes. A small number of arrests have one or more incorrect time entered. Some movement time outliers (times greater than 300 minutes) are the result of these data inaccuracies. Totals can be filtered by arrest year, month, and district. Data run some time apart may result in slightly different totals due to expungements.

Year: 2021 Month: MAY District: All Year Legend: 2020 2021



DATA FULFILLMENT & ANALYSIS | DISPOSITIONS

This page provides a monthly disposition breakdown and previous year comparison of juveniles processed at the JISC. The "OTHER" disposition category includes formal adjustments, individuals released without charging, and unspecified dispositions. Totals can be filtered by arrest year, month, and district. Row selections can be made based on FBI UCR arrest charge type or community area or district of arrest. Column selections can be made based on disposition categories or row totals. Data run some time apart may result in slightly different totals due to expungements.

Year: 2021 Month: MAY District: All Row Filter: CHARGE TYPE View Filter: CATEGORIES

Dispositions

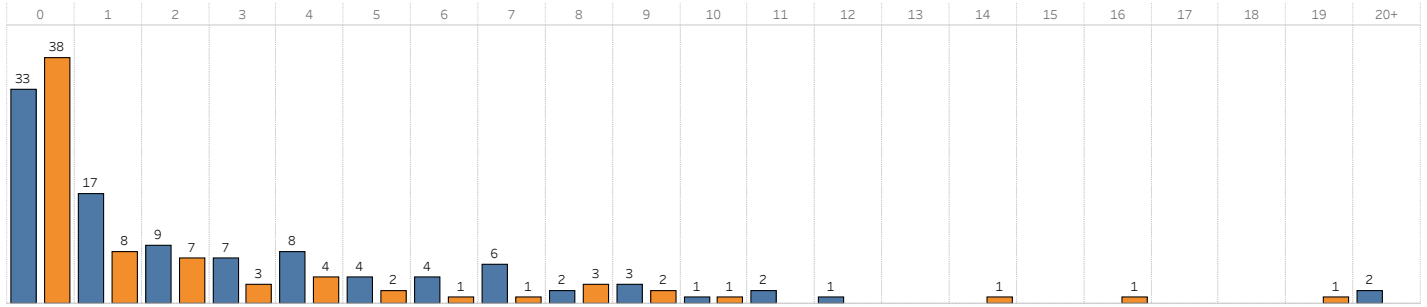
| | STATION ADJUSTMENT | | | | | | | | | | REFERRED TO COURT | | | | | | | | OTHER | |
|----------------------|---------------------------|----------|--------------------|----------|--------------------|----------|-------------------|----------|-----------------------|-----------|-------------------|----------|--------------|----------|-----------|-----------|-------------------|-----------|----------|----------|
| | CTTV WORKSHOP & CASE MGMT | | CTTV WORKSHOP ONLY | | REFERRED TO AGENCY | | RELEASED TO ADULT | | CITY FUNDED CASE MGMT | | HOME CONFINEMENT | | SUARA CENTER | | DETAINED | | REFERRED TO COURT | | OTHER | |
| | 2020 | 2021 | 2020 | 2021 | 2020 | 2021 | 2020 | 2021 | 2020 | 2021 | 2020 | 2021 | 2020 | 2021 | 2020 | 2021 | 2020 | 2021 | 2020 | 2021 |
| ROBBERY | 0 | 0 | 0 | 0 | 0 | 0 | 0 | 0 | 0 | 0 | 1 | 0 | 0 | 0 | 4 | 1 | 0 | 0 | 0 | 0 |
| AGGRAVATED ASSAU.. | 0 | 0 | 0 | 0 | 0 | 0 | 0 | 0 | 0 | 0 | 1 | 0 | 0 | 0 | 0 | 1 | 0 | 0 | 0 | 0 |
| AGGRAVATED BATTE.. | 0 | 0 | 0 | 0 | 0 | 1 | 0 | 0 | 0 | 0 | 0 | 1 | 0 | 0 | 0 | 0 | 0 | 0 | 0 | 0 |
| BURGLARY | 0 | 0 | 0 | 0 | 0 | 0 | 0 | 0 | 1 | 1 | 0 | 0 | 0 | 0 | 0 | 0 | 0 | 0 | 0 | 0 |
| LARCENY - THEFT | 0 | 0 | 0 | 0 | 0 | 0 | 0 | 2 | 0 | 1 | 0 | 0 | 0 | 0 | 0 | 2 | 2 | 0 | 0 | 0 |
| MOTOR VEHICLE THEFT | 8 | 0 | 2 | 0 | 0 | 0 | 2 | 1 | 0 | 0 | 4 | 1 | 0 | 0 | 8 | 3 | 13 | 4 | 0 | 0 |
| SIMPLE ASSAULT | 0 | 0 | 0 | 0 | 0 | 0 | 0 | 0 | 0 | 1 | 0 | 1 | 0 | 0 | 0 | 0 | 0 | 0 | 0 | 0 |
| SIMPLE BATTERY | 0 | 0 | 0 | 0 | 0 | 0 | 0 | 0 | 1 | 6 | 0 | 0 | 0 | 0 | 2 | 2 | 2 | 2 | 0 | 0 |
| VANDALISM | 0 | 1 | 0 | 0 | 0 | 0 | 1 | 0 | 1 | 2 | 0 | 0 | 0 | 0 | 0 | 0 | 0 | 0 | 0 | 0 |
| WEAPONS | 0 | 0 | 0 | 0 | 0 | 1 | 1 | 0 | 0 | 1 | 0 | 0 | 0 | 0 | 0 | 0 | 0 | 0 | 0 | 0 |
| DRUG ABUSE VIOLATI.. | 0 | 0 | 0 | 0 | 0 | 0 | 0 | 0 | 1 | 0 | 2 | 2 | 0 | 0 | 1 | 8 | 11 | 4 | 0 | 1 |
| DISORDERLY CONDUCT | 0 | 0 | 0 | 0 | 0 | 0 | 7 | 1 | 0 | 13 | 0 | 0 | 0 | 0 | 2 | 1 | 3 | 1 | 0 | 0 |
| MISCELLANEOUS NO.. | 0 | 0 | 0 | 0 | 0 | 0 | 2 | 0 | 0 | 1 | 0 | 0 | 0 | 0 | 0 | 0 | 6 | 0 | 0 | 0 |
| MISCELLANEOUS MU.. | 0 | 0 | 0 | 0 | 0 | 0 | 0 | 1 | 0 | 0 | 0 | 0 | 0 | 0 | 0 | 0 | 1 | 0 | 0 | 0 |
| WARRANT ARRESTS | 0 | 0 | 0 | 0 | 0 | 0 | 0 | 0 | 0 | 0 | 0 | 0 | 0 | 0 | 10 | 3 | 0 | 0 | 0 | 0 |
| TOTAL | 8 | 1 | 2 | 0 | 0 | 2 | 13 | 5 | 4 | 26 | 8 | 5 | 0 | 0 | 27 | 19 | 37 | 14 | 0 | 1 |

DATA FULFILLMENT & ANALYSIS | RECIDIVISM

This page provides a monthly breakdown and previous year comparison of the arrest history as well as next year recidivism rates of juveniles processed at the JISC. Arrest history is not available for expunged records. Subsequent arrest counts are based on the number of times an individual arrested during the selected month of the previous year was arrested at any point during the twelve months from the month of the initial arrest. Subsequent arrests may have occurred in the year of initial arrest or the selected year. Totals can be filtered by arrest year, month, and district. Data run some time apart may result in slightly different totals due to expungements.

Year: 2021 Month: MAY District: All Year Legend: 2020 2021

Prior Arrests



Subsequent Arrests

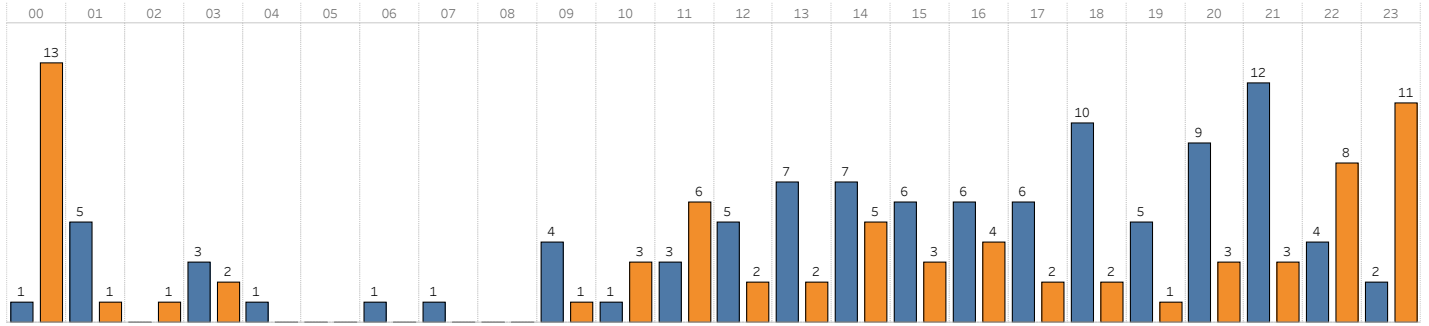


DATA FULFILLMENT & ANALYSIS | ARRIVAL DATES & TIMES

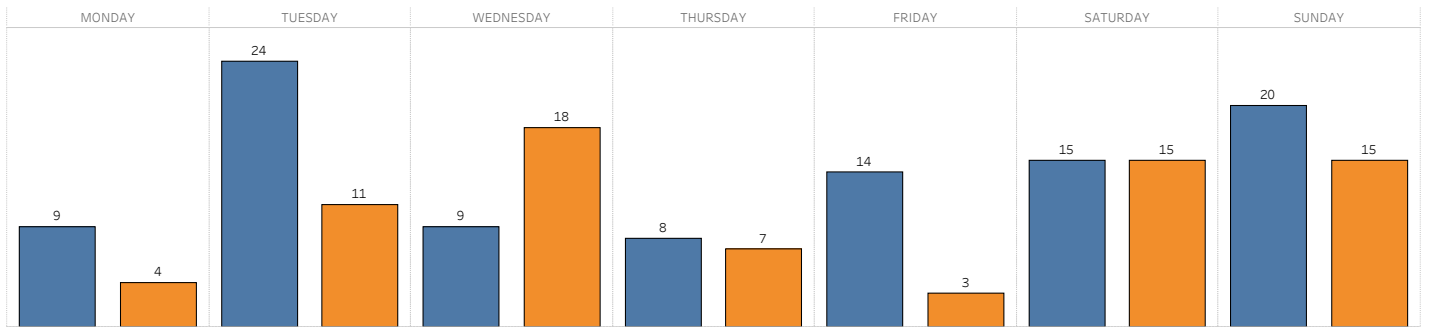
This page provides a monthly arrival time breakdown and previous year comparison of juveniles processed at the JISC. Arrival time is based on the day or week and hour of day arrestee first arrived at the JISC. Totals can be filtered by arrest year, month, and district. Data run some time apart may result in slightly different totals due to expungements.

Year:
 Month:
 District:
 Year Legend: 2020 2021

Arrival Hour



Arrival Day

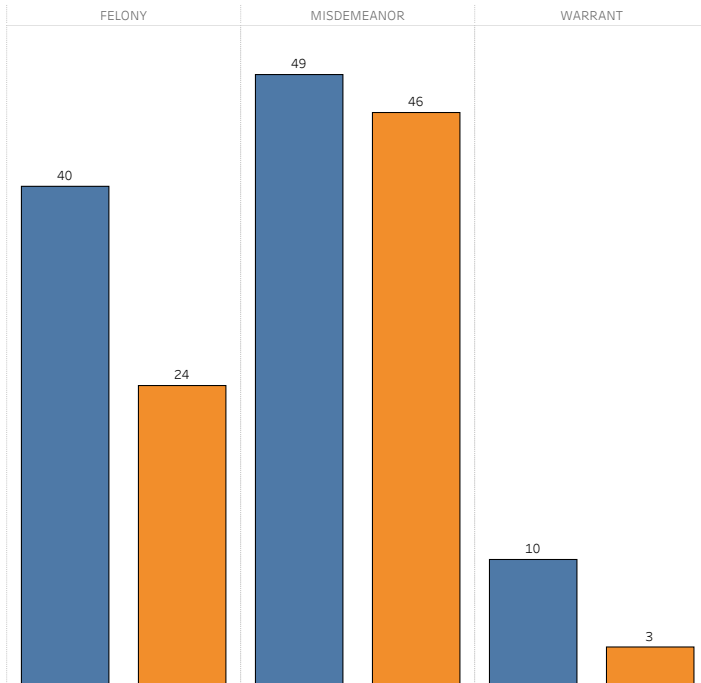


DATA FULFILLMENT & ANALYSIS | ARREST TYPES

This page provides a monthly arrest type breakdown and previous year comparison of juveniles processed at the JISC. Totals are given for arrest charge and FBI UCR arrest types. Totals can be filtered by arrest year, month, and district. Data run some time apart may result in slightly different totals due to expungements.

Year: 2021 Month: MAY District: All Year Legend: 2020 2021

Arrest Charge Type



FBI Type Charge Description

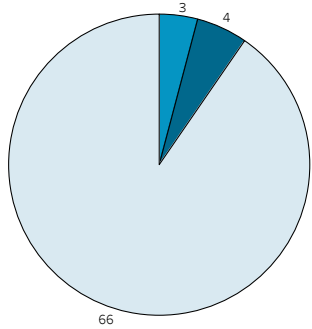
| | PREVIOUS YEAR | CURRENT YEAR | % CHANGE |
|------------------------------|---------------|--------------|-------------|
| ROBBERY | 5 | 1 | -80% |
| AGGRAVATED ASSAULT | 1 | 1 | 0% |
| AGGRAVATED BATTERY | 0 | 2 | |
| BURGLARY | 1 | 1 | 0% |
| LARCENY - THEFT | 2 | 5 | 150% |
| MOTOR VEHICLE THEFT | 37 | 9 | -76% |
| SIMPLE ASSAULT | 0 | 2 | |
| SIMPLE BATTERY | 5 | 10 | 100% |
| VANDALISM | 2 | 3 | 50% |
| WEAPONS | 1 | 2 | 100% |
| DRUG ABUSE VIOLATIONS | 15 | 15 | 0% |
| DISORDERLY CONDUCT | 12 | 16 | 33% |
| MISCELLANEOUS NON-INDEX OF.. | 8 | 1 | -88% |
| MISCELLANEOUS MUNICIPAL CO.. | 0 | 2 | |
| WARRANT ARRESTS | 10 | 3 | -70% |
| TOTAL | 99 | 73 | -26% |

DATA FULFILLMENT & ANALYSIS | ALTERNATE DISPOSITIONS

This page provides a breakdown of alternate dispositions for juveniles processed at the JISC. A "HIGHER ALTERNATE DISPOSITION" of "YES" indicates an alternate disposition higher than the calculated disposition was used. A "HIGHER ALTERNATE DISPOSITION" of "NO" or "NULL" indicates negative. The alternate disposition indicator was added to the data warehouse in November 2020; data is unavailable for earlier arrests. The "SUMMARY" field is not a required application field and may not always be populated for higher alternate disposition types. Totals can be filtered by arrest year, month, and district. Data run some time apart may result in slightly different totals due to expungements.

Year: 2021 Month: MAY District: All

Alternate Dispositions



HIGHER ALTERNATE DISPOSITION: YES NO NULL

Summary Notes

| HIGHER ALTERNATE DISPOSITION: | SUMMARY |
|-------------------------------|----------------------------------------------------------------------------------------------------------------------------------------------------------------|
| YES | MINOR HAS 2 PREVIOUS VEHICLE HYJACKS, AND IS INELIGIBLE FOR CTTV CLASS SUBJECT PULLED MOTHERS HAIR OUT FROM SCALP. SUBJECT WILL BE 18 YEARS OLD NEXT MONTH. |
| NO | MINOR WAS A MISSING/RUNAWAY(JE-228350) AND LIVES IN LIVINGSTON, WISCONSIN WITH HIS FATHER AND WAS GIVEN INFORMAL ADJUSTMENT RELEAS.. |