



Chicago Flu Update



City of Chicago
Rahm Emanuel, Mayor

May 17, 2013

Chicago Department of Public Health
Bechara Choucair, MD, Commissioner

Seasonal Influenza Activity

The risk of influenza infection in Chicago is low. However, seasonal influenza viruses continue to circulate with influenza B strains predominating since late February. Vaccination remains the best form of protection against influenza infections and is recommended as long as influenza virus is circulating in the community. Healthcare providers and retail pharmacies continue to have vaccine available. For those without healthcare providers or insurance, a complete [list of CDPH Immunization clinics](#)¹ is available on the City website and by calling 311.

Are severe cases of influenza occurring?

Suspected novel and variant influenza, pediatric influenza-associated deaths, influenza-associated ICU hospitalizations and outbreaks of influenza-like illness in a congregate setting should all be reported to CDPH via [INEDSS](#)². For the week of May 5-11, 2013 (week 19), **no influenza-associated ICU hospitalizations** were reported.

Since September 30, 2012, **182 influenza-associated ICU hospitalizations** have been reported (**Figure 1**). This is nearly three times as many cases reported during the same time period last season. Among the total ICU hospitalizations reported, 169 (93%) were positive for influenza A (71 H3N2, 7 H1N1, and 91 not subtyped) and 13 were positive for influenza B. One-hundred eight (59%) were female, 67 (37%) were African-American, and 134 (74%) were 50 years of age or older (median age of 64 years with a range between 8 months-97 years). Seventy-two (40%) had lung disease, 68 (37%) had cardiac disease and 45 (25%) required ventilator support. Twenty-seven deaths have been reported including two under 18 years of age. Nearly all (85%) were positive for influenza A (39% subtyped as H3N2 and 61% were not subtyped), 25 (93%) were 50 years of age or older, 63% were female, 59% were NH-White, and 63% had cardiac disease.

How much influenza-like illness is occurring?

CDPH receives data from over 50 surveillance sites across Chicago, which report the total number of patient visits per week, and of those visits, the number with influenza-like illness (ILI) (i.e., fever of 100°F or greater, with cough or sore throat). All hospitals in Chicago are required to report on a weekly basis the total number of emergency department visits, and of those visits, the number with ILI. For the week of May 5-11, 2013, with 15 hospitals reporting, **1.9%** of emergency department visits were due to ILI. This is the lowest level reported since early November and is lower than levels seen during the same week for the past two influenza seasons (**Figure 2**).

ESSENCE is an electronic syndromic surveillance system that utilizes emergency department chief complaint data submitted daily by participating Chicago hospitals. Currently, 10 Chicago hospitals submit data to ESSENCE. **Figure 3** shows the percent of the total emergency department visits due to ILI for pediatric patients (**2.3%**) and adult patients (**<1%**) for the week of May 5-11, 2013, 2013 plus the ILI activity by age group for the previous season. Both pediatric and adult ILI levels are similar to levels seen before the peak in December and during the same week last season.

Figure 1. Number of influenza-associated intensive care unit hospitalizations reported for Chicago residents, for current season (2012-2013) and previous season (2011-2012), October-May.

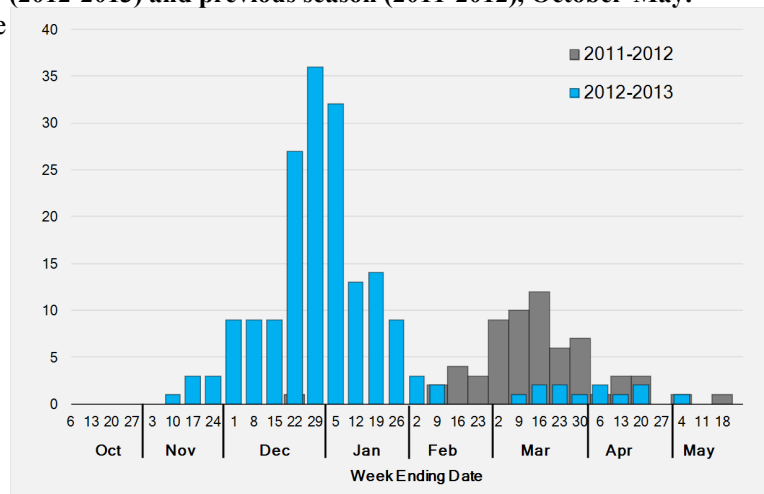
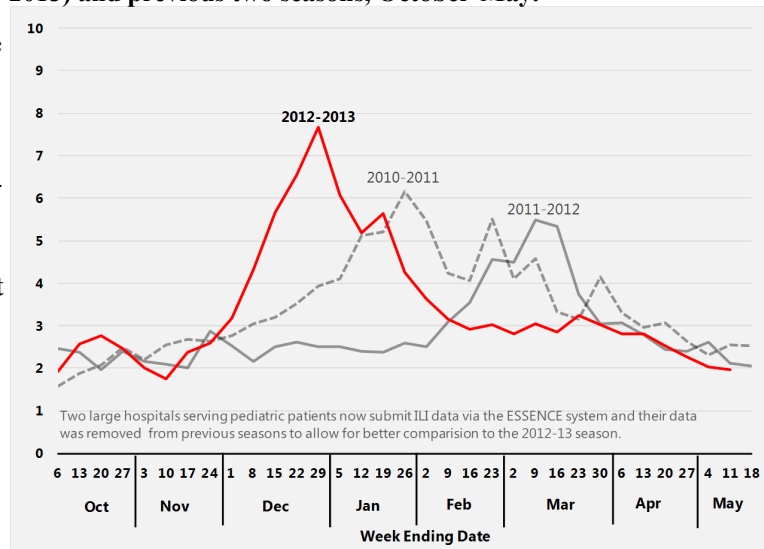


Figure 2. Percent of emergency department visits attributed to influenza-like illness based on manual reporting as determined by individual hospitals, Chicago, by week, for current season (2012-2013) and previous two seasons, October-May.



¹http://www.cityofchicago.org/city/en/depts/cdp/supp_info/clinical_health/immunizations_walk-inclinics.html; ²<https://dph.partner.illinois.gov/>

Several outpatient clinics and two large outpatient clinic networks located in Chicago participate in CDC's Influenza-like Illness Surveillance Network (ILINet) by reporting on the number of patients with ILI seen weekly. From May 5-11, 2013, with 38 outpatient clinics reporting, 3.4% of doctor's office visits were due to influenza-like illness. ILI levels are similar to levels seen during the same week last season and is four percentage points lower than the peak reached in December (Figure 4).

Which influenza strains are circulating?

Data on influenza virus test results are reported by Chicago laboratories performing influenza subtyping. For the week of May 5-11, 2013, with 7 laboratories reporting, 12 of the 236 (5.1%) specimens tested for influenza were positive. This week last season, 2.7% of specimens tested positive for influenza. Among this week's positive specimens, two typed as influenza A (H3N2) and 10 typed as influenza B (Figure 5). Since September 2012, 1,648 of 13,221 (12.5%) specimens tested for influenza have been positive; 1,369 typed as influenza A (1,069 H3N2, 98 2009 H1N1, and 202 not subtyped) and 279 typed as influenza B.

Where can I get more information?

The Centers for Disease Control and Prevention's [FluView](#)³ report provides national updates and trends related to the intensity of influenza activity across the United States, as well as detailed information on antiviral resistance, severity of illness, and other topics. Updates specific to [Illinois](#)⁴ and [Suburban Cook County](#)⁵ are also available online. Current and archived issues of the *Chicago Flu Update* can be found on the CDPH website section [Current Flu Situation in Chicago](#)⁶.

Figure 3. Percent of emergency department visits attributed to influenza-like illness* based on chief complaint data submitted to ESSENCE, Chicago, by week, for current season (2012-2013) and previous season (2011-2012), October-May.

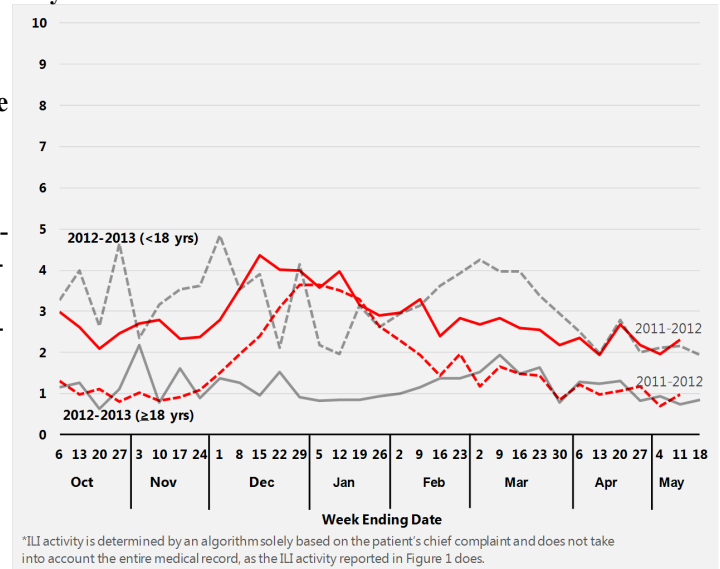


Figure 4. Percent of outpatient visits attributed to influenza-like illness, Chicago, by week, for current season (2012-2013) and previous two seasons, October-May.

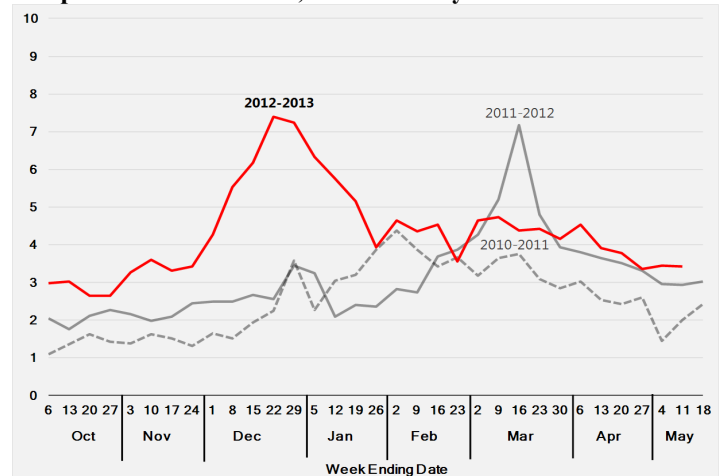
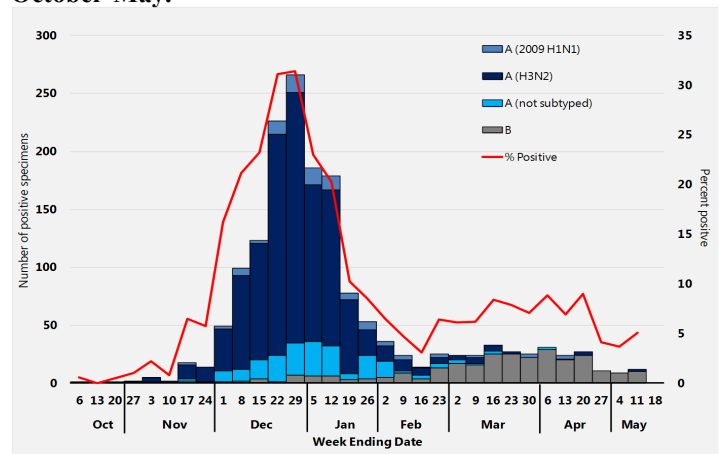


Figure 5. Percent of specimens testing positive (by RT-PCR) for influenza by subtype as reported by local laboratories serving Chicago hospitals, for the current season (2012-2013) October-May.



REGISTER NOW

The 18th Annual Chicago Infection Control Conference

Will be held on **May 31, 2013**

at **Navy Pier** (Festival Hall, 3rd floor)
600 E. Grand Ave, Chicago, IL 60611

There is no fee to attend this conference

Visit www.chicagohan.org
for [agenda](#) information and to [register](#)

³<http://www.cdc.gov/flu/weekly/index.htm>; ⁴<http://www.idph.state.il.us/flu/surveillance.htm>; ⁵<http://www.cookcountypublichealth.org/data-reports#Influenza>; ⁶http://www.cityofchicago.org/city/en/depts/cdp/supp_info/influenza/current_flu_situationinchicago2011.html